



LOS ANGELES DODGERS

2023 MEDIA GUIDE



Los Angeles Dodgers.



Dodger Stadium | 1000 Vin Scully Ave. | Los Angeles, CA 90012

www.Dodgers.com | [Twitter.com/Dodgers](https://twitter.com/Dodgers) | [Facebook.com/Dodgers](https://facebook.com/Dodgers) | [Instagram.com/Dodgers](https://instagram.com/Dodgers) | [Snapchat: DodgersMLB](https://snapchat.com/DodgersMLB)

GENERAL CLUB INFORMATION

Home: Dodger Stadium (56,000)
Date Opened: April 10, 1962
Franchise Founded: Brooklyn, 1890

CONTACT INFORMATION

Fan Services: (323) 224-1507
Media Relations: (323) 224-1301
FAX: (323) 224-1459
Tickets: (866) DODGERS, www.dodgers.com
Administration: (323) 224-1500
Stadium Tours: (323) 224-1507
Merchandise: (323) 224-1334
Major League Baseball PR: (212) 931-7878

MINOR LEAGUE AFFILIATES

Triple-A Oklahoma City Dodgers (Pacific Coast League)
Double-A Tulsa Drillers (Texas League)
Advanced-A Great Lakes Loons (Midwest League)
Single -A Rancho Cucamonga Quakes (California League)
Rookie-level AZL Dodgers (Arizona)
Rookie-level DSL Dodgers (Dominican Summer)

MEDIA PARTNERS

Television: Spectrum SportsNet LA
Radio: AM 570 LA SPORTS (English)
Univision/KTNQ 1020 AM (Spanish)

WORLD CHAMPIONS (7)

1955 1959 1963 1965 1981 1988 2020

NATIONAL LEAGUE CHAMPIONS (24)

1890 1899 1900 1916 1920 1941 1947 1949 1952 1953 1955 1956
1959 1963 1965 1966 1974 1977 1978 1981 1988 2017 2018 2020

NL WEST CHAMPIONS (20)

1974 1977 1978 1981 1983 1985 1988 1995 2004 2008 2009
2013 2014 2015 2016 2017 2018 2019 2020 2022

NL WILD CARD (3)

1996 2006 2021

Los Angeles Dodgers.

Executives

Executive Biographies 4-17

Coaches

Coaching Staff 19-23
 Medical, Training & Clubhouse Staff 23-25

Players

40-Man Roster 28-183
 Non-Roster Invitees 185-265

Opponents

2023 Opponents 270-279
 Dodger Record vs. Each Franchise 280
 Last Trade With Each Club 280

Dodger Stadium

History 283-285
 Firsts 286
 Rainouts 287
 Sellouts/Attendance 287-288
 Campo Las Palmas 288
 Camelback Ranch 289
 Vero Beach 289
 Spring Training Sites/Records 289

Player Development

Minor League Coaching Staffs 292
 Past Champions 293
 Record Book, Minor League 294
 Minor League Player/Pitcher of the Year 295
 All-Time First-Round Draft Picks 295
 2022 First-Year Player Draft 296
 Player Listing 296-299
 Player Development 300
 Scouting Assignments 301-302

History & Records

Year-by-Year Record+ 305
 Individual Single-Season Records 306-307
 Rookie Records 307-308
 Club Single-Season Records 308-309
 Club Consecutive Records 309-310
 Single-Game Records 310-311
 Career & Single-Season Fielding Records 312
 Top 10 Batting & Pitching Career 312-314
 Top 10 Batting & Pitching Season 315-317

Win/Loss Breakdown 319
 Team Totals 1958-2022 320
 Yearly Batting & Pitching Leaders 1958-2022 321-325
 Games Leaders by Position 326
 Home Run Records 326-330
 Hit Leaders 331
 Streaks, Winning & Losing 331
 LA Dodger Firsts 332
 Scoreless Innings Streaks 333
 No-Hitters, One-Hitters, Two-Hitters 333-334
 Longest Games 335
 Starts, Best & Worst in Club History 336
 Openers, Los Angeles 337
 Opening Day Lineups 338-339
 Postseason Play 340-342
 Award-Winning Dodgers, Gold Gloves, Silver Sluggers 343
 Longest Service to Dodgers 343
 Single-Season League Leaders 344-345
 All-Star Selections 346
 Sporting News Awards 347
 Major League Baseball Awards 348
 All-Time Dodger Roster 349-354
 Numerical Listing, All-Time Dodgers 355-361
 Trades, All-Time 362-367
 This Date in Dodger History 368-374
 Dodger Hall of Famers 375
 Retired Numbers 375-380
 International Relations 381-382
 Hall of Fame 383
 Last Time It Happened 384

Community

Community Relations 386-387
 In the Community 388-389

LADF

Youth Programs 393
 Grantmaking and Fundraising 394-395

Media Information

Public Relations Staff 397
 Media Policies 397-398
 Broadcaster Bios 399-405
 All-Time Broadcasters 406
 Media Partners 406
 Dodger Radio Network 406
 Dodger Stadium Diagram 407
 2023 Schedule 408

The Dodger Family Remembers...

*Luke Allen
 Mike Brito
 Tommy Davis
 Odalis Perez
 Joe Pignatano
 Ted Savage
 Dick Schofield*

*Vin Scully
 Maury Wills
 Gordie Windhorn*

The 2023 Dodger Guide was published by the Los Angeles Dodgers, Inc., 1000 Vin Scully Ave., Los Angeles, CA 90012.

Copyright © 2023 by the Los Angeles Dodgers, Inc. All rights reserved. Permission to reprint or reproduce any of the enclosed material must be granted in writing by the Los Angeles Dodgers.

The 2023 Dodger Guide was written and compiled by the Dodgers' Communications Department. It is based on information available through Feb. 15, 2023.

Written/Edited/Produced By: Juan Dorado, Ally Salvage, Joe Jareck, Steve Brenner, Hayley Tennant, Cary Osborne and Mark Langill. Special Thanks: Erin Edwards, Ellen Harrigan, Ross Yoshida, Antonio Gandara Rivera, Matt McGrath, Major League Baseball and Elias Sports Bureau. Editors Emeritus: Josh Rawitch, John Olguin, Derrick Hall, Jay Lucas, Mike Williams, Fred Claire, Red Patterson. Website Sources: statspass.com, mlb.com, baseball-reference.com, retrosheet.org. Photography: Jon SooHoo Photography - Sue Jo, Juan Ocampo and Jill Weisleder. Major League Baseball Photos. Design/Layout: Ross Yoshida and Juan Dorado.



Mark R. Walter

Owner & Chairman

Mark Walter is the chairman and controlling owner of the Los Angeles Dodgers and an investor, conservationist and social justice advocate. He also leads the Los Angeles Dodgers Foundation.

Walter and his wife, Kimbra, invest the vast majority of their wealth in philanthropic causes, primarily those focused on social justice, closing the opportunity gap for low-income youth, saving endangered species and preserving wild places.

Their sponsored education programs include Chicago Beyond, OneGoal and

the Academy Group.

The Walters also own White Oak Conservation, a 17,000-acre animal refuge in Florida, and wildlife preserves in Africa where they are funding global efforts to protect endangered species from poachers and habitat loss.

Walter is a trustee of the Solomon R. Guggenheim Foundation, Creighton University, Northwestern University and the Field Museum of Natural History.

He leads businesses in areas that include sports, media and entertainment, financial services, insurance, renewable energy and real estate.



Stan Kasten

President & CEO

For four decades, Stan Kasten has been a highly respected sports figure and developed a reputation for creating winning franchises, relying on three pillars – scouting and player development, enhancing the fan experience and community outreach – to establish franchises built for long-term success on and off the field.

That track record has continued during his tenure with the Dodgers, where the club has had an unprecedented run of success. On the field, Los Angeles has clinched nine of the last ten NL West division titles, won three of the past six National League pennants and was crowned as 2020 World Series champions.

Since Kasten became the Dodgers’ President and CEO, the team has topped the Majors in attendance each full season under his leadership while continuously making improvements to Dodger Stadium to keep the league’s third-oldest stadium among the best facilities in baseball. The Dodgers were also named ESPN’s 2020 Sports Humanitarian Team of the Year for the work and community impact of the Los Angeles Dodgers Foundation. These achievements led Major League Baseball to award the Dodgers the 2022 All-Star Game (rescheduled from 2020), bringing the league’s jewel event back to Los Angeles for the first time since 1980.

Kasten has been a member of numerous MLB, NBA and NHL ownership committees during his professional career and is also a former trustee of the Naismith Basketball Hall of Fame. In 1999, Kasten became the first sports figure to hold the title of president of three different teams in three different major sports simultaneously, doing so with MLB’s Atlanta Braves, the NBA’s Atlanta Hawks and the NHL’s Atlanta Thrashers.

In 1979, at age 27, Kasten became the youngest general manager in NBA history with the Hawks, a position he held until 1990. Kasten became the Hawks’ president in 1986. During his lengthy tenure in the Hawks’ front office, Kasten built the Hawks into a perennial contender, including four consecutive 50-win seasons from 1986-89 and a stretch of seven consecutive playoff appearances in the 1990’s, and became the first - and only - NBA executive to win back-to-back Executive of the Year awards in 1986-87.

Kasten also became president of the Braves in 1986. From 1987-2003, the Braves won more games than any other team in MLB and won 14 consecutive division titles (1991-2005), five National League pennants and the 1995 World Series.

In 1999, when the NHL awarded Atlanta an expansion team, Kasten added the title of president of the Thrashers, as well as chairman of the newly constructed Philips Arena (now State Farm Arena). Kasten held all three positions until 2003, when he stepped down.

Prior to joining the Dodgers, Kasten was president of the Washington Nationals from 2006-10, where he worked to re-energize a dormant baseball fan base and simultaneously established a crown jewel franchise in Washington, D.C.

Kasten, the Los Angeles Sports Council’s 2013 Executive of the Year, is Emeritus Director of the Sports Lawyer Association and serves on the LA84 Foundation Board of Directors as well as the Rose Bowl Institute Advisory Board and in 2023, was inducted into the Georgia Sports Hall of Fame.

A native of Lakewood, N.J., Kasten is a graduate of New York University and Columbia University Law School. Kasten and his wife, Helen, have four children: Alana, Corey, Sherry and Jay.



Andrew Friedman

President, Baseball Operations

As the Dodgers' President of Baseball Operations, Andrew Friedman has instilled a winning culture that has resulted in a playoff berth in each of his eight seasons (including six straight NL West titles from 2015-2020 and another in 2022) three National League pennants and the 2020 World Championship. Under Friedman's leadership since 2015, the Dodgers lead MLB with a .620 winning percentage (735-450), including a franchise record 111 wins in 2022 as well as a club-best .717 winning percentage during the shortened 2020 season

(43-17).

Entering his ninth season with the club after being named to the post on October 14, 2014, Friedman has overseen the development of one of baseball's top-ranked farm systems, positioning the organization for the long-term success, and also reorganized and built out the team's front office. Friedman was named Major League Baseball's 2020 Executive of the Year and the Dodgers have twice (2017, '20) been recognized by Baseball America as its Organization of the Year, honoring the team for its success from top to bottom.

Friedman previously served as Executive Vice President of Baseball Operations of the Tampa Bay Rays where, despite overseeing one of the league's lowest payrolls, he led the Rays to four postseason appearances, including two division titles (2008, 2010), in nine seasons from 2006-14. During Friedman's time in Tampa Bay, the Rays posted the franchise's first winning season and won the American League pennant in 2008, when he was named Sporting News' Executive of the Year. After finishing below .500 in each of their first 10 years of existence, the Rays finished above the .500 mark in six consecutive seasons under Friedman from 2008-13. Friedman joined the Rays in 2004 and spent two years serving as director of baseball development.

Prior to his career in baseball, Friedman was an analyst for two years with New York City-based investment firm Bear, Stearns & Co., Inc., and spent three years as an associate for the private equity firm MidMark Capital.

Friedman received a baseball scholarship to Tulane University, where he played outfield for the Green Wave and graduated with a bachelor of science in management with a concentration in finance.

Friedman and his wife, Robin, have two sons, Ethan and Zachary, and a daughter, Sadie.

Los Angeles GM/Pres. Of BB OPS

GM/Pres. of BB OPS	Years
E.J. "Buzzie" Bavasi	1958-68
Fresco Thompson	1968
Al Campanis	1968-1987
Fred Claire	1987-98
Tommy Lasorda (Interim)	1998
Kevin Malone	1998-2001
Dave Wallace (Interim)	2001
Dan Evans	2001-2004
Paul DePodesta	2004-2005
Ned Colletti	2005-2014
Andrew Friedman	2014-



Bob Wolfe

Executive Vice President & Chief Operating Officer

Long-time baseball executive Bob Wolfe enters his 12th season with the Dodgers and fifth season as the club's Chief Operating Officer after joining the club as executive vice president in 2012. In his role, Wolfe is responsible for carrying out the club's day-to-day business operations and advising and executing on organization-wide operating strategies. He also serves as the team's liaison to MLB on a variety of matters and is a board member of the Los Angeles Dodgers Foundation.

In Los Angeles, Wolfe rejoined Dodger President and CEO Stan Kasten with whom he teamed with at the Atlanta Braves and Washington Nationals, where he served as executive vice president from 2006-11. Prior to that, he worked in various capacities with the Braves and NBA's Atlanta Hawks for more than 20 years, including serving as Braves' senior vice president of administration from 1992-2003. After working in the Braves' accounting department from 1980-84, Wolfe accepted a position as Hawks business manager in 1985 and was promoted to the role of vice president in 1988.

Wolfe and his wife, Kelly Koelker live in Pasadena.



Brandon Gomes

Executive Vice President & General Manager

Brandon Gomes enters his seventh season with the Dodger organization and second as Executive Vice President and General Manager, after being appointed to the post on Jan. 18, 2022. Gomes, 38, became the 12th General Manager in Los Angeles Dodgers history. He originally joined the Dodgers prior to the 2017 season as the organization's Pitching Performance Coordinator before serving as the club's Director of Player Development in 2018 and its Vice President and Assistant General Manager from 2019-21.

In his first season as the GM, the club won a franchise record 111 games and the National League West crown.

Gomes focuses on the Major League club and works closely with President of Baseball Operations, Andrew Friedman, as he had previously since being named Director, Player Development in December 2017.

Gomes enjoyed a five-year Major League career, all spent with the Tampa Bay Rays (2011-15), going 11-12 while posting one save and a 4.20 ERA in 173 games, all out of the bullpen. He was originally selected by the Padres in the 17th round of the 2007 First-Year Player draft out of Tulane University, where he double majored in finance and legal studies.

A native of Fall River, Massachusetts, Gomes was a two-time All-State selection, the 2002 Massachusetts Gatorade High School Player of the Year and a member of the National Honor Society at Durfee High School.

He and his wife, Blair, live in Los Angeles with their two children.



Lon Rosen

Executive Vice President & Chief Marketing Officer

Entering his 12th season, Lon Rosen has overseen the revitalization of the Dodger brand through landmark partnerships, global fan development and an aggressive digital growth strategy. One of the foremost executives in the sports and entertainment industry, Rosen has directed the Dodger organization's revenue generating departments as their executive vice president and chief marketing officer since 2012.

Leading a historic brand in a tradition-bound sport, Rosen has constantly driven innovation in the club's marketing and content creation, seeking to connect with a new generation of fans and further develop a passionate worldwide following for the Dodgers and their players. These efforts have generated league-leading attendance at Dodger Stadium each year since 2013, ratings increases in all forms of media and exponential growth of the team's digital footprint.

With more than 25 years of experience in the field, Rosen was instrumental in assisting Magic Johnson and the club's owners in their acquisition of the Dodgers. Rosen previously served in the same role for the Dodgers for two years starting in 2004 before rejoining Magic Johnson Enterprises. Rosen focused his efforts for Magic Johnson on business development, television productions, sports consulting and new media ventures, in addition to his representations of broadcasters, coaches, hosts and other entertainment personalities.

Upon graduation from college, Rosen headed to the Forum, where he began his sports career with the NBA's Los Angeles Lakers and the NHL's Los Angeles Kings. He worked his way from an internship to the position of director of promotions for the Lakers, Kings and the Los Angeles Forum's Special Events, where he served seven years (1980-87). From there, he started his own sports marketing company, First Team Marketing, with Earvin "Magic" Johnson as his first client.

Rosen, a University of Southern California graduate, resides in Los Angeles with his wife, Laurie. They have two sons.



Janet Marie Smith

Executive Vice President, Planning and Development

During her 11 years in Los Angeles, Janet Marie Smith has overseen the large-scale improvement/expansion projects at Dodger Stadium and Campo Las Palmas (the club's home in the Dominican Republic). From modernizing the stadium to incorporating the club's rich history into the ballpark experience, Smith's fan-friendly touches have helped keep Dodger Stadium - the third-oldest ballpark in baseball - one of the premier venues in all of sports. Her most recent project, a brand new Centerfield Plaza serving as Dodger Stadium's first-ever "front door," was an immediate hit with fans in 2021. Completed in 2020, the Centerfield improvements also included renovations to the Right and Left Field Pavilions and a vertical circulation path around the building made up of new escalators, elevators, and bridges. Smith initially joined the club as a senior vice president in 2012 and was promoted to her current role as executive vice president of planning and development in 2020. Smith is also the Founder and Executive Chair of Elysian Park Planning, a team of planning and development experts who focus on the renovation and creation of iconic venues around the world.

Smith is best known in baseball for her work on Oriole Park at Camden Yards, which set the standard for a new wave of ballparks after its opening in 1992. Smith worked for the Orioles from 1989-94 as vice president of planning and development during the design and construction of the park. She later re-joined the club from 2009-12 to direct renovations and expansion of the Orioles' spring training facility in Sarasota, FL., and upgrades to Camden Yards.

From 2002-2009, Smith served as senior vice president of planning and development for the Boston Red Sox, overseeing the preservation and expansion of Fenway Park. Smith was president of Turner Sports and Entertainment Development and vice president of planning and development for the Atlanta Braves from 1994-2000, when she helped transform the 1996 Olympic Stadium into Turner Field and she oversaw the development of the Philips Arena (now State Farm Arena), home to the NBA's Atlanta Hawks.

Outside of baseball, Smith has worked on development projects including Battery Park City in New York, unfulfilled plans for Pershing Square in LA, redevelopment of former industrial buildings on Baltimore's waterfront as well as renovation plans for the Rose Bowl stadium in Pasadena, CA.

Smith holds a bachelor of architecture degree from Mississippi State University and a masters' in urban planning from City College of New York. In 2021, she was inducted into the Mississippi Sports Hall of Fame. A native of Jackson, Miss., Smith resides in Baltimore with her husband, Bart Harvey, and has three children.



Nichol Whiteman

Chief Executive Officer, Los Angeles Dodgers Foundation

Entering her 10th season as the leader of the award-winning Los Angeles Dodgers Foundation (LADF), Nichol Whiteman serves as the Chief Executive Officer where she advocates for communities across Los Angeles and beyond. Under Nichol's leadership, LADF tackles the most pressing problems facing Los Angeles with a mission to improve education, health care, homelessness, and social justice—having raised more than \$81 million for neighborhoods in need. During her tenure rooted in mentorship and service, Nichol led LADF in rebranding its signature initiative now known as Dodgers Dreamteam, a program that soared from 2,700 participants in 2014 to 12,000 as of 2023. The

Spelman alumna cultivates partnerships resulting in more than \$50 million in community investment in programs and grants impacting millions of children. Prior to joining the Dodgers Foundation, Nichol served as the Vice President, Western Region Officer for the Jackie Robinson Foundation and continues to nurture a relationship between the two iconic brands.

A product of Nichol's vision, the Dodgers are the proud owner of an ESPY--having been named the 2020 ESPN Sports Humanitarian Team of the Year. She led LADF in receiving the 2020 Beyond Sport Award for Reducing Racial Inequalities and she has been featured in outlets including Forbes Magazine, the New York Times, Sports Illustrated, and the L.A. Times to name a few. Appointed to the State of California's Commission on the Status of Women and Girls, Nichol extends her impact statewide as she advocates for the opportunities that all communities deserve.

She resides in Los Angeles with her husband, Timothy, and two sons, Timothy Jr. and Nicholas.



Erik Braverman

Senior Vice President, Marketing, Communications, Community Relations & Broadcasting

Erik Braverman is in his 15th year with the Dodgers and has had a major impact on the growth of the Dodger brand as it continues to expand beyond the world of baseball. In his role as Senior Vice President, Marketing, Communications, Community Relations and Broadcasting, Braverman manages the Dodgers’ local and national broadcast relationships and directs the club’s marketing, communications and community relations initiatives, helping drive ticket sales and place the club in a position to lead the Majors in attendance each of the last nine years. He also oversees the club’s internal productions,

creative efforts and the Dodgers’ social media, which has set the standard for fan engagement and grown to become one of the most followed teams in baseball across all platforms. Braverman, an openly gay executive, oversees the Dodgers’ PRIDE Business Resource Group and launched the club’s first Pride Night in 2013, which has helped foster the team’s strong year-round relationship with the LGBTQ community and grown into the most well-attended annual event of its kind in all of sports.

Prior to joining the Dodgers, Braverman served as Vice President of Programming and Operations for ABC Radio stations, KABC, ESPN Radio and Radio Disney from 1996 – 2008. He was at the programming helm of the Disney-owned Los Angeles flagship when ESPN Radio was introduced to Los Angeles in 2000.

Braverman was the Director of Talk and Sports Programming at Westwood One Radio from 1994-1996 where he oversaw a number of nationally syndicated shows. He moved to Los Angeles in 1989 where he worked as Executive Producer at KFI & KOST Radio.

A native of Houston, Texas, Braverman resides in West Hollywood with his husband, Jonathan Cottrell.



Josh Byrnes

Senior Vice President, Baseball Operations

Josh Byrnes enters his ninth season as the Dodgers’ Senior Vice President, Baseball Operations, where he supervises the club’s scouting and player development. Since his first season in 2015, the Dodgers have posted the best record in baseball, winning seven division titles, three National League pennants and the 2020 World Championship.

He previously served as executive vice president/general manager for two of the Dodgers’ NL West rivals, the Diamondbacks (Oct. 2005-July 2010) and Padres (Oct. 2011-June 2014). Byrnes began his baseball front office career in 1994 with the Indians, working as an advance scout in 1995 and 1996 before being promoted to director of scouting in June 1998. In fall 1999, Byrnes became assistant general manager of the Rockies and moved to the Red Sox in the same role for the 2003-05 seasons, helping Boston to the 2004 World Series title.

Originally from Washington, D.C., Byrnes attended Haverford (PA) College, where he established school career records in home runs and RBI. He has two daughters, Avery and Darby.



Royce Cohen

Senior Vice President, Business Strategy

Royce Cohen enters his 10th season in the Dodgers organization, 14th season in the baseball industry, and first as Senior Vice President, Business Strategy.

Cohen built and currently manages the organization's Business Strategy and Analytics department for the Los Angeles Dodgers, which advances the organization by making and helping others make informed strategic decisions across business units by using all potentially available data and advanced analytics techniques. Additionally, he manages strategic planning for various

revenue streams, directs the building of internal data systems and processes, drives the organization's marketing priorities, and negotiates contracts with several club partners.

In 2022, Cohen spearheaded the creation of the Business Enterprises department at the Dodgers, which manages all of the Dodgers' non-baseball revenue streams, including stadium events and initiatives outside of Dodger Stadium. The department oversees stadium tours, stadium rentals, ticketed events, and lifestyle initiatives.

Cohen also plays an integral role with Elysian Park Ventures. Through EPV, Cohen led the creation of Demand Analytics, a SaaS platform currently contracted with over 10 MLB, NFL, and NBA teams that integrates and automates dynamic pricing, sales forecasting, and market mix modeling for tickets to live events.

Prior to working for the Dodgers, Cohen worked for MLB's Office of the Commissioner in ticketing analytics, consulting with all 30 clubs on the use of data and analytics in ticketing to further strategies including dynamic pricing, distribution strategies, loyalty programs, and sales and marketing initiatives.

A native of Bensalem, Pennsylvania, Cohen graduated summa cum laude from The Wharton School in 2012 and was valedictorian at Bensalem High School in 2008. He and his wife, Cole, and daughter, Leighton, currently live in Marina del Rey.



Joe Crowley

Senior Vice President, Stadium Operations

Joe Crowley enters his fifth season as the Dodgers' Senior Vice President of Stadium Operations after joining the club in 2018.

Previously, Crowley worked at the United States Tennis Association for 10 years as the organization's Senior Director of Stadium Operations, where he oversaw operations at the Billie Jean King National Tennis Center in Flushing, NY before helping with the planning, opening and operations at the USTA's National Campus in Orlando, FL.

Prior to his time at the USTA, Crowley served as Senior Director of Stadium Operations for 10 years at what is now Hard Rock Stadium in Miami, heading operations for the multi-sport facility which hosted the Marlins, Dolphins, University of Miami football and special events. He also worked for 10 years in operations for UPS in his native Massachusetts.

A University of Massachusetts graduate, Crowley and his wife Kelly reside in Pasadena, and have a son, Anthony.



Ralph Esquibel

Senior Vice President, Information Technology

Ralph Esquibel is in his 15th season with the Dodgers as an IT executive and second as the club's Senior Vice President, Information Technology. In this role, Esquibel oversees the organization's efforts in innovation, technology infrastructure, cybersecurity, compliance, end-user support services, and delivering overall organizational technology solutions that align with the Dodgers' mission and business goals.

Prior to joining the Dodgers, Esquibel held various various technology positions within IBM, Toyota Motor Sales, American Honda Motors and Pioneer

Electronics.

Esquibel attended California State University, Los Angeles and served in the U.S. Marine Corps Reserves. He and his wife, Nancy, have a daughter, Alyssa and a son, Roman.



Eric Hernandez

Senior Vice President, Finance

Eric Hernandez is in his 14th season with the Dodgers and second as Senior Vice President, Finance. Since joining the organization in 2010, Hernandez has held several roles in the finance department, including controller and Vice President, Finance. In his current role, he oversees accounting, finance, payroll, purchasing and financial planning and analysis for the club. Since joining the Dodgers, Hernandez worked on the ownership transition in 2012 as well as having instrumental roles in the financial overview of construction projects at Dodger Stadium and Campo Las Palmas.

Prior to working for the club, Hernandez held various accounting jobs for White, Nelson and Co., Dexter Corporation, Life Technologies, Invitrogen and eBioscience.

Hernandez graduated from Cal State Fullerton with a degree in Business Administration, Accounting and also passed the CPA exam in the state of California. A Southern California native, he and his wife, Remy, live in Rossmoor with their two daughters, Brooklyn and Noelani.



Dan Martens

Senior Vice President, General Counsel

Dan Martens joined the Dodgers' legal department in February 2017. On January 1, 2023, he assumed the position of Senior Vice President and General Counsel.

Before joining the Dodgers, Martens worked at the law firm of Latham & Watkins for 10 years, and then served as a founding partner of Dal Soglio & Martens for 15 years. While in private practice, Dan represented numerous corporate clients in a wide variety of complex and high-profile matters, including tort actions, contract cases, and employment matters.

Between 2010 and 2017, Dan served as outside counsel for the Dodgers in many different litigation matters.

A native of central Iowa, Dan received his professional education at the University of Iowa, graduating Phi Beta Kappa with Honors in 1991 and receiving High Honors and Special Distinction with his Juris Doctorate in 1994. He and his wife, Kathy, live in Manhattan Beach, California.



Antonio Morici

Senior Vice President, Ticket and Premium Sales & Service

Antonio Morici is in his fifth season as Senior Vice President, Ticket and Premium Sales and Service and his 21st season overall with the Dodgers. After overseeing the club's Premium Sales and Service Department for 10 years, Morici's role was expanded in 2018 to include all ticketing functions, including premium seating, ticket sales, service and operations.

The California native first joined the Dodgers in 2002 as part of the ticket sales staff, but briefly left the organization from 2005-2006 to work for Staples Center/AEG. Morici returned to the Dodgers for the 2006 season and assumed a leadership role with the team's premium sales department. He was then elevated in 2009 to oversee all facets of the premium seating business. Under his leadership, the team adopted a tech savvy approach to sales, and helped establish many practices that are now considered industry standards.

Originally from the Bay Area, Morici graduated from the University of Southern California and currently lives in Malibu, CA with his wife Caroline, son Charlie, and daughter Molly.



Corey Norkin

Senior Vice President, Global Partnerships

Corey Norkin is in his fifth season as an executive with the Dodgers' Global Partnership team and second as Senior Vice President, Global Partnerships. In this role, Norkin heads up the club's efforts in business development, retention, activation and marketing solutions initiatives. He leads a department that has created dynamic marketing partnerships with well-known global brands, including Bank of America, Anheuser-Busch, Mastercard, Coca-Cola and many more.

Prior to joining the Dodger front office, Norkin held senior level roles in partnerships with SportFive and The Madison Square Garden Company as well as sales positions with the New York Jets and Kansas City Royals. A New York native, Norkin holds a B.S. Sport Management and Business Administration Minor from Towson University and resides with his family in Redondo Beach.



Galen Carr

Vice President, Player Personnel

Galen Carr enters his ninth season with the Dodger organization and fourth as Vice President, Player Personnel. Carr, 47, joined the Dodgers as Director, Player Personnel in November of 2014.

Prior to joining the Dodgers, Carr spent 15 years with the Boston Red Sox, most recently serving as a Special Assignment Scout (2012-2014), with responsibilities that included evaluating Boston's minor league affiliates as well as various international scouting assignments in Latin America and Asia. With Boston, Carr also served as a Major League Scout (2007-2011), Professional Scout (2006), and Advance Scouting Coordinator (2000-2005), after starting out as an intern in 1999.

A native of Walpole, NH, Carr graduated from Colby College in Waterville, ME where he majored in American Studies and was a starting pitcher for the baseball team. He currently resides in Los Angeles with his wife Jennifer, son Miles, and daughter Zoë.



Ismael Cruz

Vice President, International Scouting

Ismael Cruz enters his seventh season as the Dodgers' Vice President of International Scouting.

Prior to his time with Los Angeles, Cruz was the Blue Jays' special assistant of Latin American operations for four years following a successful stint as the Mets' International Scouting Director from 2006-11. During his time with the Mets and Blue Jays, Cruz was instrumental in helping to sign Vladimir Guerrero Jr., Franklin Barreto, Richard Ureña, Miguel Castro, Jose Fernández, Jeurys Familia, Wilmer Flores, Juan Lagares and Rafael Montero.

He began his front office career in 2002 as the Expos' Director of International Scouting and Development, where he served until 2005.

Cruz, an infielder, was selected by the Phillies in the 20th round of the 1989 draft out of Eckerd College (FL) and played professionally for two seasons before returning to school to complete his Bachelor's degree in International Business. He then scouted in Colombia for the Pirates and Reds before becoming a sports agent in 1998. In 2001, he managed the Dominican Summer League Padres to a 39-29 record.

A native of Santo Domingo in the Dominican Republic, Cruz is married to his wife, Peggy, and they have three sons, Brian, Jonathan and Anthony. His father, Pablo Cruz, was a longtime scout for the Pirates and continues to work in baseball for the Blue Jays in Dominican player development, while his sons Brian and Jonathan work in baseball operations for the Angels and Braves, respectively.



David Finley

Vice President, Scouting

David Finley is in his eighth season as the Dodgers’ Vice President, Scouting. Prior to joining the Dodgers, he spent 13 seasons in the Red Sox organization and rose up the organizational ranks to become Boston’s director, player personnel during his final three seasons with the club. Finley was also a special assistant to the general manager with Boston after joining the organization as its West Coast crosschecker prior to the 2002 season and then spending five years as the Red Sox’s national crosschecker from 2005-09. He earned Red Sox Scout of the Year honors in 2007.

He previously worked as an area scout for the Padres (1991-94) and Marlins (1995-2001).

Finley played college baseball at UC Riverside, and was inducted into the school’s Hall of Fame in 2018. Drafted by Oakland in 1987, he played two seasons as an infielder in the A’s system.

Finley resides in San Diego with his wife, Tricia, and is a proud father to two daughters, Brooke and Brittany, a son-in-law Alex, one son, Drew, who was a pitcher in the Dodgers’ organization and now coaches at Louisiana State University and two grandchildren, Beau and Emerson.



Billy Gasparino

Vice President, Amateur Scouting

Billy Gasparino is in his ninth season with the Dodgers and fourth as Vice President of Amateur Scouting. Gasparino joined the Dodgers prior to the 2015 season as director of amateur scouting and has overseen successful drafts that produced the Dodgers’ young core, including 2019 All-Star Walker Buehler and 2019 Baseball America Minor League Player of the Year Gavin Lux – his top picks in his first two drafts with the club.

Previously, Gasparino worked for the Padres for four seasons as director of scouting (2012-14) and national crosschecker (2010-12). Prior to joining the

Padres, he worked for the Blue Jays as an area scout covering Southern California from 2004-06 before being promoted to national crosschecker by the Blue Jays in 2007. He got his start working in the front office as an intern with the Cleveland Indians in 2003.

An infielder during his playing career, Gasparino was selected by the Rockies in the 17th round of the 1999 First-Year Player Draft from Oklahoma State University and spent one season in their minor league system with Single-A Portland.

He resides in Los Angeles with his wife, Jenna, and sons, Will and Lucca.



Damon Jones

Vice President, Assistant General Manager & Baseball Legal Counsel

Damon Jones enters his second season as Vice President, Assistant General Manager & Baseball Legal Counsel. In his role, Jones assists President of Baseball Operations Andrew Friedman and Executive Vice President & General Manager Brandon Gomes in all facets of baseball operations. He also brings legal expertise to bear on any matters touching baseball operations. Prior to joining the Dodgers, Jones spent 13 seasons with the Washington Nationals, where he was Senior Vice President & General Counsel for Baseball & Business Operations and served as a senior member of the baseball operations department with a focus on player

acquisitions and contracts, salary arbitration, Basic Agreement and Major League rules issues, international and minor league operations, league relations, and other key elements of baseball operations. Jones also was a senior member of the Nationals business executive team, and later served as Chief Legal Officer of the Washington Commanders.

Jones is an alumnus of Harvard Law School, the Wharton School, and the University of California, Santa Barbara, where he played Division I Baseball and was recently selected to the UCSB Athletics Hall of Fame as the “Distinguished Gaucho.”



Jeff Kingston

Vice President & Assistant General Manager

Jeff Kingston is in his fifth season as the Dodgers’ Assistant General Manager & Vice President of Baseball Operations following nine seasons with the Seattle Mariners. Kingston originally joined the Mariners in September of 2009 as an Assistant GM and was subsequently promoted to be the club’s Assistant GM & Vice President of Baseball Operations after the 2015 season. During his time with Seattle, Kingston assisted with player acquisitions and contract negotiations for the Major League club, while overseeing the Player

Development and Baseball Analytics departments.

Prior to his time in Seattle, Kingston spent nine seasons (2001-09) with the San Diego Padres. After interning with the club in the corporate development department in the summer of 1999, Kingston rejoined the Padres full-time in 2001 as an Assistant to the Director of Player Development. He was promoted to Director of Baseball Operations in Nov. 2002, a position he held until being hired by the Mariners.

Kingston is a 1999 graduate of Dickinson College in Carlisle, PA, where he earned a degree in economics. He has three children.



Alex Slater

Vice President & Assistant General Manager

Alex Slater is in his ninth season with the Dodgers and second in his role as Vice President, Assistant General Manager. In this role, Slater works closely with President, Baseball Operations Andrew Friedman and Executive Vice President and General Manager Brandon Gomes on player personnel, roster management and construction, contract negotiations and overseeing the Baseball Strategy and Information departments as well as Baseball Systems. Before earning his promotion, Slater was previously the Assistant Director of Scouting and the Director of Baseball Operations for Los Angeles.

Prior to his time with the Dodgers, Slater graduated from the University of California, Berkeley and then worked with the San Diego Padres in their pro scouting department.

Slater is a San Francisco native and lives in Los Angeles with his wife, Lauren, and their dog.



Manny Aceves

Chief Program Officer, Los Angeles Dodgers Foundation

Dr. Manny A. Aceves is the Chief Program Officer for the Los Angeles Dodgers Foundation (LADF), providing oversight, vision, and strategy in the areas of programs, grantmaking, and initiatives.

Before joining LADF, Dr. Aceves served as the Associate Dean for Strategic Engagement at the Loyola Marymount University (LMU) School of Education where he led the School of Education’s external engagement. These efforts included supporting relationships with existing partners and cultivating new and mutually beneficial partnerships that support educator preparation,

professional development, outreach, and impact. Prior to his role at LMU, Dr. Aceves was the Chief External Impact Officer at KIPP SoCal Public Schools where he led government relations, advocacy and community engagement, development and fundraising, and marketing and communication efforts.

Dr. Aceves began his career in education as a middle school classroom teacher in Los Angeles and is a proud first-generation college graduate. He is a triple alumnus of LMU, receiving his Doctor of Education in Educational Leadership for Social Justice, Master of Arts in School Administration, and Bachelor of Arts in Political Science. He also holds California credentials in both teaching and administration.



Shahram Ariane

Vice President, Security & Guest Services

Shahram Ariane was appointed as Dodgers’ Vice President of Security & Guest Services in February 2014. He had previously served as Dodgers’ Director of Security & Guest Services 2005 thru 2010.

Prior to rejoining the Dodgers in 2014, Ariane served as the Director Campus Safety for The Claremont University Consortium. Prior to this time with the Dodgers in 2005, he served as the Vice President of Security for STAPLES Center in Los Angeles. Ariane played a key role in the successful public safety planning and implementation of a series of large-scale events since the

opening of STAPLES Center in 1999, including the Democratic National Convention in 2000, the Grammy Awards, the U.S. National Figure Skating Championship, the NHL and NBA All-Star Games and three NBA Finals.

Ariane’s professional background in public safety spans more than 28 years and includes specialized training in threat and vulnerability assessment by the United States Department of Defense, disaster preparedness and emergency response by the City of Los Angeles Fire Department and emergency operation management by the Federal Emergency Management Agency (FEMA), in conjunction with the United States Secret Service.

Ariane is an ASIS Board Certified Protection Professional (CPP) and has a B.A. degree in Political Science.



Allister Annear

Vice President, Merchandise & Retail

Allister Annear enters his 15th season with the Dodger organization as Vice President Merchandising and Retail.

Allister was born in South Africa, grew up in Johannesburg, and was a professional musician. He is a 28-year veteran in retail and has worked for such organizations as the Limited Corporation, Kenneth Cole, and Lucky Brand. Prior to joining the Dodgers, Annear spent nine years at Skechers USA as the DMM for all fashion brands working on footwear brands and was responsible for the SoHo Lab division. He also worked on the launch of The Games Hurricane shoe

and served as DMM for Rock and Rock Racing, a Professional Cycling team.

A resident of Hancock Park, Annear was a recipient of the 2013 MLB Retailer of the Year award.



Seth Bluman

Vice President, Ticket Operations

Seth Bluman begins his 30th season with the Dodgers organization, all in the Ticket Operations department. In this time, Seth has helped with the distribution of more than 90 million tickets.

He has been in his current role of Vice President of Ticket Operations since 2013. Seth represented the Dodgers in the MLB Network trivia game show Baseball IQ back in 2012.

A native of Long Island, New York, he lives with his wife, Joanne, and their two kids, Sarah and Emma, in West Hills.



Michelle Darringer

Vice President, Risk Management

Michelle Darringer enters her 12th season with the Dodgers as Vice President of Risk Management. During her career in risk management, Michelle has held a few positions in the entertainment industry, including Vice President of Risk Management for Fox Entertainment Group.

As an integral part of the Dodgers' legal and HR departments, Michelle has dealt with issues ranging from workers' compensation insurance, liability, insurance defense litigation, and a number of HR projects that have been critical to the successful operation of business.

In March 2020, she was instrumental in creating and implementing the rules, policies, and procedures in dealing with the Covid-19 pandemic and the impact on the workplace. She worked closely with government agencies in testing and vaccination efforts and continues to work on all these matters to ensure the safest work environment possible.

She has previously served on the board of directors and is a past President of the Los Angeles Chapter of the Risk Management Society.



Marilyn Davis

Vice President, Human Resources

Marilyn Davis enters her fifth year as the Vice President of Human Resources, where she oversees executive recruitment and talent management, compensation, workforce performance, organizational alignment, training and development, employee and labor relations, HR business consulting, employee benefits, corporate events, corporate citizenship and diversity for all business units company-wide.

She earned a degree in Business Administration/Human Resources from California Polytechnic University of Los Angeles and prior to the Dodgers, worked in the entertainment, media, and financial sector, including positions with Univision and Fox Entertainment.



Chaitali Gala Mehta

Chief Operating Officer, Los Angeles Dodgers Foundation

Chaitali Gala Mehta is the Chief Operating Officer of the Los Angeles Dodgers Foundation (LADF) where she manages internal operations resulting in seamless programming impacting thousands of children and families. She joined LADF in 2014 as the Director of Grants and Strategic Partnerships. In this role, she built the foundation's comprehensive grantmaking program, which has supported more than 250 grantees and partners to date. Additionally, she establishes and maintains relationships with internal and external stakeholders to raise the visibility of LADF as a strong charitable partner.

Before joining LADF, Chaitali was the Director of Cause Marketing for the nonprofit After-School All-Stars, leading all national marketing and communication efforts and corporate partnerships. Prior to After-School All-Stars, Chaitali served as Director of Corporate Partnerships and Special Events for LA's Promise, a local school turnaround nonprofit, directing all corporate fundraising initiatives and special events to increase annual funding for South LA public schools.

She holds a Bachelor of Arts in Political Science from the University of California, Berkeley and lives in Los Angeles with her husband, Akshay, and their daughter, Layla.



Chad Gunderson

Vice President, Deputy General Counsel

Chad Gunderson is entering his 14th season with the Dodgers and first as Vice President and Deputy General Counsel. Before joining the Dodgers, Chad worked at the law firm of Kirkland & Ellis LLP for three years.

Gunderson received his bachelor's degree from Northern State University in his native state of South Dakota and his law degree from UCLA School of Law.

He currently lives in Woodland Hills with his wife, Brenda, and his two daughters, Maya and Macy.



Courtney Moore

Vice President, Diversity, Equity & Inclusion

Courtney Moore was hired by the Dodgers in 2021 and is a seasoned diversity and talent development professional with a career that spans over twenty years. She has worked in leadership roles across finance, engineering, law and sport industries where she has a proven track record as a successful agent of change for diversity and inclusion. As the Vice President of Diversity, Equity & Inclusion, she creates and implements strategy to enhance the organization's culture of inclusion.

Prior to joining the Dodgers, she worked for the Munger, Tolles & Olson law firm and has also served in various diversity roles with Morgan Stanley, The Aerospace Corporations and law firms where she was responsible for a variety of diversity initiatives encompassing recruitment, retention and other programs to foster inclusion.

Courtney is a licensed attorney having practiced in Corporate Restructuring. She also has several years of experience in talent acquisition having worked for Special Counsel and The Hollins Group in direct hire corporate placements. She previously worked in the sports industry as the Broadcast and Special Events Coordinator for the Chicago White Sox and earned a Juris Doctor from the University of Miami, a Masters in Sports Management from the University of Massachusetts and a Bachelor's in International Relations from Mount Holyoke College.

She resides in Pasadena, California with her husband and two sons.



Craig Sindici

Vice President, Premium Sales & Services


Craig Sindici begins his 19th season with the Dodger organization and fourth as Vice President, Premium Sales & Service, after being promoted to the position in January of 2020. After moving to the Rose Bowl in 2016 to oversee their Premium Sales and Service project, Sindici returned to the Dodgers in 2018 as Senior Director, Premium Sales and Service. He originally joined the Dodgers prior to the 2003 season as Account Executive, Group Sales, before transitioning into the Premium Sales department in 2007. He was promoted to Manager, Premium Sales in 2010 before transitioning into

the role of Director, Premium Sales in 2014.

In his current role, he is responsible for all aspects of the department including the sales and service of the five (5) Premium Seating areas; Yaamava' Dugout Club by San Manuel, Baseline Club, Bank of America Suite Level, Champions Lounge and Stadium Club Boxes.

A native of San Mateo, California, Sindici graduated from UC San Diego with a Bachelor of Arts in Communications. He and his wife, Claudia, live in Pasadena, California with their three children, Ava, Nina and Xavier.

1927-2022
VIN SCULLY



LA

COACHES



HERE
TO PLAY
LA

FORADE





DAVE Roberts MANAGER | 30

Opening Day Age: 50 (May 31, 1972 In Okinawa, Japan)

Resides: Cardiff, CA

Appointed: November 23, 2015

Managing and Coaching

- The 2016 NL Manager of the Year and 2020 World Series champion enters his eighth season at the helm of the Dodgers and begins the season with the highest winning percentage by a manager in Major League Baseball history (minimum 850 games managed) at .632 (.653-.381)

- Became the first National League manager in history to lead his team to the playoffs in his first seven seasons and is the first to accomplish the feat since Joe Torre led the Yankees to the playoffs in his first 12 seasons at the helm

- In 2020, he joined Cito Gaston (Toronto, 1992, 1993) as the only Black managers to win a World Series

- Won the National League West division five straight seasons from 2016-2020 and again in 2022 and captured the NL pennant three times (2017, 2018 and 2020)...he guided the Dodgers to a then franchise-record 106 wins in 2019 and 2021 and followed that up by winning a franchise record 111 games last year

- Has won more than 100 games four times, becoming one of nine managers all-time with four 100+ win seasons...is tied for fourth all-time with Frank Chance, Earl Weaver, Sparky Anderson, Joe Torre and Tony LaRussa and is the second quickest manager to record four 100+ win seasons (Frank Chance did so in five seasons)

- Roberts' 653 wins rank fifth in franchise history, and he, Walter Alston (4) and Tommy Lasorda (2) are the only Dodger managers to win a World Series

- Among current managers, his 45 Postseason victories rank first...he is tied-for-fourth all time in MLB history in Postseason victories, trailing Joe Torre (84), Tony La Russa (70) and Bobby Cox (67)

- Became the first Major League manager to skipper three straight All-Star teams (2018, 2019, 2021) since Joe Torre guided four straight American League squads from 1999-2002

- Has received Manager of the Year votes in all seven seasons as Dodger manager in Baseball Writers' Association of America balloting, finishing first (2016), second (2017, 2022), fourth (2019), fifth (2020, 2021) and sixth (2018)

- In 2017, led the club to the best record in the Majors for the first time since 1974 with a 104-58 mark and the National League's best record for the first time since 2009

- Managed his club to the best 50-game stretch in franchise history, as the Dodgers won 43 of 50 games from June 7, 2017 until August 5, 2017...it was the best stretch in the Majors since the 1912 New York Giants, who went 43-7 from May 6 until July 3; and according to Elias Sports Bureau, only four teams have put up a stretch of winning 43 of 50 games or better in baseball history: the 2017 Dodgers, the 1912 Giants, the 1906 Cubs and the 1884 St. Louis Maroons

- In his first season as Dodger manager in 2016, he was named NL Manager of the Year on Nov. 15, 2016, receiving 16 of 30 first-place votes, to join Hall of Famer Tommy Lasorda (1983, '88) as the only managers in Dodger history to win the award since its inception in 1983...it was just the sixth time the award went to someone who was in his first full season as a manager...also became the first manager of Asian descent to win the award

- In his first season as the club's manager, he led the Dodgers to an NL West title, becoming just the second rookie manager ever to lead Los Angeles to a division title, joining Tommy Lasorda (1977)

- Honored as the Sporting News' 2016 NL Manager of the Year, becoming just the third Dodger manager to receive the award by the publication, joining Hall of Famer Leo Durocher (1939) and Walter Alston (1955, '59, '63)

- Made his Dodger managerial debut on April 4, 2016 in San Diego with a 15-0 victory over the Padres, the largest margin of victory in a shutout win on Opening Day in MLB history

- Named the 28th manager in Dodger franchise history on Nov. 23, 2015...is the 10th skipper in Los Angeles Dodger history and the fourth to both play and manage for the team, joining Tommy Lasorda, Bill Russell and Glenn Hoffman

- Became the first manager of color in Dodger franchise history

- Following the conclusion of his playing career, spent the 2010 season in San Diego's front office, before becoming the Padres' first base coach from 2011-13...served as San Diego's bench coach for the 2014 and 2015 campaigns...managed the Padres for one game on June 15, 2015, following the departure of Bud Black

All-Time Dodger Managers

Name	W-L	Pct	Years
McGinnigle, Jim	86-43	.667	1890
Ward, John Montgomery*	156-135	.536	1891-92
Foutz, Dave*	264-257	.507	1893-96
Barnie, William	76-91	.455	1897-98
Griffin, Mike*	1-3	.250	1898
Ebbets, Charlie	38-68	.358	1898
Hanlon, Ned	511-488	.512	1899-1905
Donovan, Patsy*	184-270	.405	1906-08
Lumley, Harry*	55-98	.359	1909
Dahlen, Bill*	251-355	.414	1910
Robinson, Wilbert	1373-1341	.506	1914-31
Carey, Max*	146-161	.476	1932-33
Stengel, Casey*	208-251	.453	1934-36
Grimes, Burleigh*	131-171	.434	1937-38
Durocher, Leo*	739-565	.567	1939-48
Sukeforth, Clyde*	2-0	1.000	1947
Shotton, Burt	326-215	.603	1947-1950
Dressen, Charlie	298-166	.642	1951-53
Alston, Walter	2040-1612	.559	1954-76
Lasorda, Tommy*	1599-1439	.526	1976-96
Russell, Bill*	173-149	.537	1996-98
Hoffman, Glenn*	47-41	.534	1998
Johnson, Davey	163-161	.503	1999-2000
Tracy, Jim	427-383	.527	2001-05
Little, Grady	170-154	.525	2006-07
Torre, Joe	259-227	.533	2008-10
Mattinging, Don	446-363	.551	2011-15
Roberts, Dave*	653-380	.632	2016-

* Played for franchise

Playing Career

- Played in the Majors for 10 seasons, debuting with the Cleveland Indians on Aug. 7, 1999...played for the Indians (1999-2001), Dodgers (2002-04), Red Sox (2004), Padres (2005-06) and Giants (2007-08)
- In 832 career games, batted .266 with 243 stolen bases, including a career high 49 in 2006...also hit a career-best .293 with San Diego in 2006
- Was the Dodgers' starting center fielder from 2002-04, hitting .262 in 302 games and stealing 118 bases in 143 attempts (82.5%)
- Was traded by the Dodgers to the Red Sox at the 2004 trade deadline, and then famously stole second base off the Yankees' Mariano Rivera in the ninth inning of Game 4 of the 2004 ALCS...the steal put him in position to score the tying run later in the frame as Boston became the first team in MLB history to rally from a 3-0 series deficit in the Postseason and win a seven-game series

Personal

David Ray Roberts...he and his wife, Tricia, have a son, Cole and a daughter, Emmerson...was born to an African-American father and a Japanese mother in Okinawa, Japan...attended Rancho Buena High School in Vista, CA...playing quarterback, he led his squad to the San Diego Class 3 A State title in 1990...played baseball at UCLA and is the school's all-time leader in stolen bases (109)...graduated in 1995 with a degree in history...was originally drafted by the Detroit Tigers in the 28th round of the 1994 MLB First-Year Player Draft...along with former Giants' teammate Rich Aurilia and John Micek, owns Red Stitch winery in the Napa Valley...is a member of Major League Baseball's Diversity Pipeline Advisory Committee, the Player Development Diversity and Inclusion Committee and the UCLA Jonsson Comprehensive Cancer Center Board...was inducted into the UCLA Sports Hall of Fame on July 15, 2020, along with Keira Goerl, Lauren Holiday, Kevin Love, Mike Powell, Noelle Quinn, Tasha Schwikert, Russell Westbrook and Adam Wright.



Josh Bard

Bullpen Coach

54

Opening Day Age: 45 (March 30, 1978 in Ithaca, NY)**Resides:** Castle Rock, CO**Appointed:** Dec. 12, 2019

Coaching/Front Office Career: Bard is in his sixth season overall as Dodger bullpen coach and fourth straight in the position...served on the National League All-Star coaching staff in 2021...spent two years with the Yankees in 2018 and 2019 as bench coach...this is Bard's second stint with the Dodgers, also serving as a bullpen coach in 2016 and 2017...prior to being hired as the bullpen coach, Bard spent three years in the Dodgers' front office as a special assistant (2013) and professional scout (2014-15)...in 2022, Dodger relievers led the NL and ranked second in the Majors with a 2.87 ERA...it marks the third consecutive season the Dodger 'pen has ranked second in the Majors...the bullpen held opponents to a .205 average, leading the Majors in the category for the third year in a row...the Los Angeles relievers also led the Majors in WHIP (1.05)...since coming back to the Dodgers in 2020, has led the bullpen to a 2.97 ERA, a 1.11 WHIP and a .206 opponents' average, which are all the best in baseball over the last three years...was the bench coach for New Zealand's World Baseball Classic qualifier team in February 2016.

Playing Career: The former backstop played in 10 Major League seasons with the Indians (2002-05), Red Sox (2006), Padres (2006-08), Nationals (2009) and Mariners (2010-11) before finishing his career with the Dodger organization in 2012 as a non-roster invitee to Spring Training and 45 games at Triple-A Albuquerque...he appeared in 586 big league games and batted .254/.320/.385 with 39 home runs...he was originally selected by the Rockies in the third round of the 1999 First-Year Player Draft...Bard was a member of the 1996 18U U.S. National Team, the 1997 and 1998 U.S. National Baseball Teams and the 2001 World Cup Team...Bard was the 1997 Big-12 Conference Freshman of the Year at Texas Tech and was a three time All-American (1997, 1998, 1999).

Personal: Joshua David Bard is married to Lindsey and they have three children — Luke, Hannah and Karis...his hobbies include reading, hunting and watching movies.



Aaron Bates

Hitting Coach

65

Opening Day Age: 39 (March 10, 1984 in New York, NY)**Resides:** Scottsdale, AZ**Appointed:** Nov. 28, 2022

Coaching/Front Office Career: Bates is in his ninth season with the Dodger organization and first as hitting coach after spending the last four years as the assistant hitting coach with the Major League club...served on the National League All-Star coaching staff in 2021...in addition to his responsibilities at the Major League level, Bates also served as the director of hitting for the Dodger minor league system from 2019-22...Bates began his coaching career in 2015 as the Rookie-level AZL Dodgers hitting coach...he held the same position for Single-A Great Lakes in 2016 and with High-A Rancho Cucamonga in 2017...in 2018 he served as assistant hitting coordinator for the Dodger minor league system.

Playing Career: Bates was selected by the Boston Red Sox in the third round of the 2006 First-Year Player Draft out of North Carolina State University and spent eight seasons (2006-14) in the minor leagues as an outfielder and first baseman in the Red Sox, Twins, Cardinals and Dodger organizations...he posted a .278/.374/.427 line with 77 home runs and 358 RBI in the minors in 735 games...Bates made his Major League debut with the Red Sox on July 6, 2009, and appeared in five big league games with four hits and a walk in 12 plate appearances.

Personal: Aaron Bates is married to Lacey...they have two sons, Hudson and Beckett, and a daughter, Kinsley...Lacey was Miss Massachusetts USA in 2010...Bates' father-in-law Doug Wilson was the general manager of the San Jose Sharks and an amateur scout for the Seattle Kraken, who played 16 seasons in the NHL and was a 2021 inductee into the Hockey Hall of Fame...his brother-in-law Doug Wilson Jr. is the director of scouting for the Sharks...Bates played eight years of Winter Ball in Puerto Rico (his mother is Puerto Rican).



Dino Ebel

Third Base Coach

91

Opening Day Age: 57 (March 20, 1966 in Barstow, CA)

Resides: Rancho Cucamonga, CA

Appointed: Nov. 28, 2018

Coaching/Front Office Career: Ebel is in his fifth season as Dodger third base and infield coach...served on the National League All-Star coaching staff in 2019 and 2021...prior to this time with the Dodgers, served as the Angel's third base coach from 2006-13 and 2018 and bench coach from 2014-17...spent 2005 managing Angels' Triple-A affiliate Salt Lake, leading Stingers to a 79-65 record...was Angels' outfield coach from 2011-15 and 2018 and infield coach in 2017...in 2014, served as manager for three games, going 3-0, while Mike Scioscia was away attending his daughter's college graduation and attending former teammate Bob Welch's funeral...named to coaching staff of World Team for 2005 Futures Game...coached in the Dodger organization from 1991-2004 where he managed from 1997-2004...served as manager of Double-A Jacksonville for three seasons (2002-04)...in 2001, managed Single-A Wilmington...spent 2000 season managing Single-A San Bernardino, guiding club to the California League title... managed Single-A Yakima in 1999...managed Rookie Great Falls to 1998 Pioneer League North Division first-half championship...began managerial career in 1997, taking over Single-A San Bernardino for final 39 games of season after beginning that season as a coach (club reached California League finals)... served as a coach with Double-A San Antonio in 1996 and San Bernardino in 1995...began coaching career as player/coach with Single-A Bakersfield (1991-94)...managed Estrellas Orientales in the Dominican Winter League in 2003 and 2013 and Cervesa Atlas Tiburones in the 2001 Panamanian Winter League...served as coach for Peoria in Arizona Fall League in 1995...worked as infield instructor for Chinese National Team (2000) and Osaka Buffaloes (2002) and as field coordinator for Sinon Bulls in Taiwan (2002).

Playing Career: The former infielder, primarily a shortstop, played six minor league seasons in the Dodger organization from 1988-1994...batted .255/.331/.327 in 1,146 career plate appearances...was the 1988 Gulf Coast League Player of the Year for the Gulf Coast Dodgers where he ranked second in the league with a .337 batting average and led the league in total bases, slugging percentage and on-base percentage...signed with the Dodgers in 1988 as an amateur free agent out of Florida Southern College, where he was member of 1988 NCAA Division II championship team, earning second team All-American honors.

Personal: Dino Alex Ebel...married to Shannon and has three children — Destiny, Brady, Trey...Trey won the 2021 T-Mobile Little League Home Run Derby in Williamsport, PA...Brady finished sixth in the 2019 T-Mobile Little League Home Run Derby in 2019 in Williamsport, PA...Ebel has four grandchildren, Kairi, Kalina, Rawly, Rhyis...has hosted the Dino Ebel Annual Baseball Clinic in Barstow, CA for more than 20 years...his No. 6 was retired by Barstow High School on Jan. 14, 2022...inducted into the San Bernardino Valley College Athletic Hall of Fame in 2012...is a longtime supporter of the Boys & Girls Club of Barstow...Ebel has a passion for running and has been doing it daily for 27 years...will serve as the 2023 third base coach for Team USA in the World Baseball Classic.



Bob Geren

Major League Field Coordinator

88

Opening Day Age: 61 (Sept. 22, 1961 in San Diego, CA)


Resides: Scottsdale, AZ

Appointed: Dec. 17, 2015

Coaching/Front Office Career: Geren is in his eighth season as a Dodger coach and first as ML Field Coordinator...was the Dodger bench coach from 2016-22...served as bench coach for the New York Mets from 2012-15...Geren has been the bench coach of four National League championship teams (2017, 2018, 2020 with Dodgers and 2015 Mets) and was a part of his first World Championship team in 2020... served with the Dodgers on the National League All-Star coaching staff in 2018, 2019 and 2021...managed the Oakland A's from 2007 until June 9, 2011 and had a 334-376 record...Geren spent 13 seasons in the Oakland organization as a coach, including three seasons as bullpen coach (2003-05) and one season (2006) as bench coach...he joined the Oakland organization in 1999 as a manager of the A's High-A affiliate Modesto and spent the next three years (2000-2002) as the manager of Triple-A Sacramento...he was California League Manager of the Year in 1999... Geren managed for three seasons in the Boston Red Sox farm system at Single-A Utica (1995), Rookie Gulf Coast Red Sox (1996) and Single-A Sarasota (1998).

Playing Career: The former catcher played five Major League seasons with the New York Yankees (1988-91) and San Diego Padres (1993) and batted .233/.283/.349 in 307 games...Geren was selected by the Padres in the first round (24th overall) of the 1979 First-Year Player Draft and played 15 professional seasons.

Personal: Robert Peter Geren...married to Pamela and has two sons, Robert and Brett...both played baseball and graduated from Princeton University...Geren races cars competitively in the offseason and has two competition licenses with National Automotive Sport Association (NASA) and Sports Car Club of America (SCCA).



Danny Lehmann

Bench Coach

0

Opening Day Age: 37 (Sept. 5, 1985 in Denver, CO)

Resides: Woodlands, TX

Appointed: Dec. 12, 2019

Coaching/Front Office Career: Lehmann is in his fifth season as a Dodger coach and this will be his first season as the club's bench coach...was the game planning & communications coach from 2018-22... served on the National League All-Star coaching staff in 2019 and 2021...he was a Dodgers' advance video scout for three seasons from 2015-2017.

Playing Career: Lehmann was selected by the Minnesota Twins in the eighth round of the 2007 MLB Draft out of Rice University and was a catcher in their organization until 2013. He was awarded Minnesota Twins Best Defensive Catcher by Baseball America in 2012, and Organizational Defensive Catcher of the Year in 2010 and 2011.

Personal: Daniel Joseph Lehmann is married to Whitney and they have four children, Elle, Dash, Lake and Isla...after retiring as a player, Lehmann worked on a double major at Rice University in sports management and managerial studies until joining the Dodgers prior to the 2015 campaign.



Clayton McCullough

First Base Coach

86

Opening Day Age: 43 (December 27, 1979)

Resides: Jupiter, FL

Appointed: Dec. 12, 2020

Coaching/Front Office Career: McCullough is in his third season as Dodger first base coach and ninth in the organization... served on the National League All-Star coaching staff in 2021...he served as a minor league field coordinator and helped oversee the Dodgers' operation at the alternate site on the USC campus in 2020 during the pandemic-shortened season...prior to joining the Dodgers organization in 2015, McCullough worked for the Toronto Blue Jays organization from 2006-2014, serving as the manager of the GCL Blue Jays (2007), Class-A Lansing Lugnuts (2008-2009), Advanced-A Dunedin Blue Jays (2010-2011) and Class-A Vancouver Canadians (2012-2013). He posted a combined record of 402-367 during his managerial career in the Blue Jays organization.

Playing Career: The former East Carolina Pirate standout was originally drafted by the Cleveland Indians in the 22nd round of the 2002 First-Year Player Draft, playing four seasons in the Indians system before beginning his coaching career...he played four minor league seasons, batting .197 with one homer and 25 RBI in the Indians system.

Personal: Clayton Anthony McCullough and his wife Jill have three children, Carson (9), Kyle (6), and daughter Quinn (4)...his father, Howard McCullough, has been in scouting for 37 years (Red Sox, Diamondbacks, Mariners, and currently Royals)...his mom, Eva McCullough, was an elementary physical education teacher for 30 years.



Connor McGuiness

Assistant Pitching Coach

87

Opening Day Age: 33 (Oct. 22, 1989 in Washington, D.C.)

Resides: Lewes, DE

Appointed: Dec. 12, 2019

Coaching/Front Office Career: McGuiness is in his fourth season as Dodger assistant pitching coach... served on the National League All-Star coaching staff in 2021...was the pitching coach for the Dodgers' High-A partner the Rancho Cucamonga Quakes from 2018-2019...under his direction, the Quakes led the California League in strikeouts in 2018 and 2019 and the 2019 Quakes broke the 1970 Bakersfield Dodgers' California League strikeout record with 1,479...was the pitching coach for the Low-A Great Lakes Loons in 2017 and pitching coach for the Arizona Fall League's Glendale Desert Dogs...was a graduate assistant pitching coach for NCAA Division III Catholic University in 2016...was pitching coach for NCAA Division III Emory University from Aug. 2013-2015 and was part of two teams that reached the DIII College World Series, including the national runner-up team in 2014.

Playing Career: Played four seasons (2009-2012) at Emory University...appeared in 41 games as a pitcher...made nine appearances in his senior season, including eight as a reliever and posted a 0.87 ERA out of the bullpen.

Personal: Connor Zukel McGuiness...he is engaged to Alyssa Grenyer and they live in Arizona...earned a bachelor's degree in economics with a concentration in finance from Emory and a master's degree in management with a concentration in leadership from Catholic...he is the co-founder of baseball-training tool CleanFuego...enjoys golf, Premier League soccer and NFTs.



Mark Prior

Pitching Coach

99

Opening Day Age: 42 (Sept. 7, 1980 in San Diego, CA)

Resides: San Diego, CA

Appointed: Jan. 4, 2018

Coaching/Front Office Career: Prior is in his fourth season as Dodger pitching coach after serving as the team's bullpen coach in 2018 and 2019... served on the National League All-Star coaching staff in 2018, 2019 and 2021...from 2020-22, Dodger pitchers combined to have a 2.92 ERA, more than half a run better than the next best team (Houston, 3.49)...he helped the Dodgers' pitching staff lead the Majors in team ERA (2.80), opponents' batting average (.209) and WHIP (1.05) for the third straight season in 2022...In 2021, the Dodger staff led the Majors in fielding independent pitching (FIP, 3.54) and struck out 1,599 batters, a franchise record and second all-time in NL history behind the 2021 Brewers (1,618)...spent four years in the San Diego Padres organization, first as a baseball operations assistant in 2014 and then as minor league pitching coordinator from 2015-17.

Playing Career: Prior pitched five big league seasons, all with the Chicago Cubs (2002-06)...in 2003, he was 18-6 with a 2.43 ERA, 245 strikeouts and a National League-leading 2.47 FIP, finishing third in the NL Cy Young Award balloting...was a 2003 NL All-Star...was 42-29 with a 3.51 ERA and 1.23 WHIP in 106 career starts...was the second overall pick in the 2001 First-Year Player Draft by the Cubs...Prior won the 2001 Golden Spikes Award pitching for the University of Southern California.

Personal: Mark William Prior is married to Heather...they have three children — Amanda, Caitlin and Matthew...Prior graduated from USC with a degree in business...his off-field interests include movies, standup paddleboarding and coffee.



Robert Van Scoyoc

Hitting Coach

72

Opening Day Age: 36 (Nov. 16, 1986 in Valencia, CA)

Resides: Santa Clarita, CA

Appointed: Nov. 28, 2018

Coaching/Front Office Career: Van Scoyoc is in his fifth year as Dodger hitting coach...served on the National League All-Star coaching staff in 2019 and 2021...with Van Scoyoc as hitting coach, the Dodgers have ranked in the NL's top three in runs and OPS all four seasons (2019-2022)...in 2022, the Dodgers led the Major Leagues in runs (827), extra-base hits (568), on-base percentage (.333) and OPS (.775)...in 2021, Dodger hitters led the NL in runs (830) and walk percentage (9.8%) and tied for second in OPS (.759)...in 2020, the Dodgers led the Majors with 118 homers, averaging 1.97 homers per game... the 1.97 homers per game represent the top mark in MLB history, topping the 2019 Minnesota Twins (1.90)...the Dodger offense also led the Majors in runs (349), slugging percentage (.483), while ranking second in the Majors in OPS (.821) and total bases (986) in 2020...spent 2018 as hitting strategist in the Arizona Diamondbacks' organization... Served as a hitting consultant for the Dodgers 2016-17...began working as a private hitting instructor with professional baseball players in 2011...in 2010 worked at San Diego Christian College as a hitting coach.

Playing Career: Van Scoyoc was an outfielder at Cuesta College (San Luis Obispo, CA) in 2006 and 2007.

Personal: Robert Van Scoyoc is married to Jessica and they have twin girls named Harper and Hallie...he enjoys golf and traveling.



Brandon McDaniel

Vice President, Player Performance

Brandon McDaniel is in his 11th year at the Major League level with the Dodgers. In 2021, he was promoted to Vice President, Player Performance. He previously held the titles of Dodgers' Strength and Conditioning Coach in 2013, Head Strength and Conditioning Coach from 2014-2018 and Director of Player Performance from 2019-2021.

McDaniel joined the Dodger organization in 2012 as the Strength Coach of the Triple-A Albuquerque Isotopes following a two-year stint with the Department of Defense as a contractor with Athletes' Performance. Prior to his time working with the DOD, McDaniel spent three years with the Pirates organization (2007 Gulf Coast Pirates, '08-'09 Altoona Curve).

McDaniel earned his bachelor's degree in exercise science from Wayne State College (Wayne, NE) and his master's degree in human movement from A.T. Still University (Mesa, AZ). He is a certified strength and conditioning specialist and a registered strength and conditioning coach (National Strength and Conditioning Association) and performance enhancement and corrective exercise specialist (National Academy of Sports Medicine).

McDaniel resides in Burbank with his wife Andrea and three children, Caleb, Turner and Asher.



Ron Porterfield

Director, Player Health

Ron Porterfield is in his sixth season with the Dodgers as the Director of Player Health and is based out of Glendale, AZ, providing the medical department with assistance and oversight at both the Major and minor league levels. Porterfield, 58, spent 21 seasons with the Tampa Bay Rays, his last 12 as the Head Major League Athletic Trainer.

Prior to his promotion to Head Athletic Trainer in 2006, he served as the Rays' Major League Assistant Athletic Trainer for three years after six seasons as a Minor League Medical and Rehabilitation Coordinator. Porterfield began his professional baseball career in 1988 as an Athletic Trainer in the Houston Astros organization, where he served for nine years.

In 2013, he worked on the training staff for the American League in the Major League All-Star Game in New York. In 2005 and 2009, Porterfield shared honors with his colleagues as Major League Athletic Training Staff of the Year from the Professional Baseball Athletic Trainers Society (PBATS).

Porterfield is currently the president of The Professional Baseball Athletic Trainers Society. Porterfield and his wife Barbara live in Peoria, AZ.



Thomas Albert
Head Athletic Trainer

Thomas Albert is in his second season as Head Athletic Trainer and eighth season overall with the Dodgers. He was previously Assistant Athletic Trainer with the club. Albert was the Medical/Rehabilitation Coordinator for the Cleveland Guardians for four years (2012-2015). A native of Burlington, IA, Albert earned his doctorate degree in physical therapy from A.T. Still University.

He earned a bachelor's degree in athletic training, sports science, and fitness from Upper Iowa University. He is certified in spinal manipulation and dry needling through the American Academy of Manipulative Therapy.

He is a certified corrective exercise specialist and performance enhancement specialist through the National Academy of Sports Medicine. He is also a certified strength and conditioning specialist through the National Strength and Conditioning Association.

Albert resides in Chino with his wife, Mandi, and three daughters Chloe, Adelyn and Juliet.



Nathan Lucero
Asst. Athletic Trainer
2nd season



Yosuke Nakajima
Assistant Athletic Director
21st season



Johnathan Erb
Physical Therapist
8th season



Andrew Otovic
Medical Administrator
11th season



Bernard Li
Major League Physical Therapist
2nd season



Travis Smith
Major League Strength Coach
11th season

Dodger Pitching and Hitting Coaches

Pitching Coach	Years	Hitting Coach	Years
Mark Prior	2020-current	Robert Van Scoyoc	2019-current
Rick Honeycutt	2006-2019	Aaron Bates	2023-current
Jim Colborn	2001-2005	Brant Brown	2020-2022
Claude Osteen	1999-2000	Turner Ward	2016-2018
Charlie Hough	1998-1999	Mark McGwire	2013-2015
Goose Gregson	1998	Dave Hansen	2011-2012
Dave Wallace	1995-1997	Jeff Pentland	2011
Ron Perranoski	1981-1994	Don Mattingly	2008-2010
Red Adams	1969-1980	Mike Easler	2008
Harold (Lefty) Phillips	1965-1968	Bill Mueller	2007
Joe Becker	1955-1965	Eddie Murray	2006-2007
		Tim Wallach	2004-2005
		George Hendrick	2003
		Jack Clark	2001-2003
		Rick Down	1999-2000
		Reggie Smith	1994-98
		Ben Hines	1985, 1990-93
		Manny Mota/Ben Hines	1989
		Manny Mota	1980-88
		Jim Lefebvre	1979
		Jim Gilliam	1977-78

Note: Other coaches have filled these roles without the official titles.



Alex Torres
Director of Clubhouse
Operations
7th season in role;
26th overall season with
Dodgers



Jose Castillo
Dodger Assistant
Clubhouse Manager
7th season in role;
31st with the Dodgers



Mitch Poole
Visiting Clubhouse
Manager
7th season in role;
39th overall season with
Dodgers



Jerry Turner
Umpires' Room
Manager
7th season in role;
45th overall season
with Dodgers



Steve Cilladi
Bullpen Catcher
82
10th season



Jonathan Rhymes
MLB Video Coordinator
5th season



J.T. Watkins
Game Planning &
Communication Coach
1st season

LIVE LOOK-INS AND ANALYSIS ON
MLB TONIGHT
WITH LIVE GAMES EVERY WEEK



GO TO
FINDMLBNETWORK.COM
FOR CHANNEL NUMBER



PLAYERS

LA



HERNANDEZ



Yency
ALMONTE

RHP | 38

@ **showtimealmonte**

Bats: Right **Throws:** Right

Height: 6-5 **Weight:** 223

Opening Day Age: 28

Born: June 4, 1994 in Miami, FL

Resides: Miami, FL

Acquired: Signed Minor League Contract on March 16, 2022

ML Service: 3.143

ML Debut: June 21, 2018



Career Highlights

- * Enters his second season and second camp with the Dodgers after signing a Minor League contract in March 2022
- * Boasts a Major League record of 4-4 and two saves with a 4.35 ERA (77 ER/159.1IP) in 147 games...struck out 146 and walked 63 while holding batters to a .240 average
- * Owns a career Minor League record of 40-39 and nine saves (164 G, 102 GS) with a 4.07 ERA (61 ER/612.2 IP)...struck out 526 batters while keeping them to a .247 batting average and a 1.30 WHIP
- * Hurlled 12 straight scoreless appearances with the Dodgers (July 4-Aug. 3, 2022)
- * Had a breakout year with the Rockies in 2020, going 19 consecutive outings between his two home runs allowed on Aug. 1 vs. San Diego and Sept. 23 at San Francisco...tallied the longest streak by a Rockies reliever in 2020 and tied for the sixth-longest in the NL
- * In 2019, recorded a career long 8.1 inning scoreless streak from April 12-May 23...slashed his first ML strike out on April 22...earned his first Major League save (Aug. 4) and first win (Aug. 6) in the same series against San Francisco, the first pitcher in franchise history to do both in the same series
- * Made his Major League debut on June 21, 2018 vs. the New York Mets, inheriting two runners and allowed a sac fly before inducing a ground-ball double play...recorded his first ML strikeout on June 22 against Miami
- * Honored as an Eastern League Mid-Season All-Star in 2017 as well as a MiLB.com Organization All-Star prior to pitching in the Arizona Fall League for the Salt River Rafters
- * Recorded his first career shutout Aug. 17, 2016 with Hartford, pitching seven scoreless innings in the first game of a doubleheader...named a California League Postseason All-Star in the same year after finishing third in the league in ERA (3.71) and tied for second in strikeouts (134)
- * Struck out a career high 12 batters on Aug. 30, 2015 vs. Frederick
- * Selected out of Christopher Columbus High School (Miami, Fla.) in the 17th round of the First-Year Player Draft by the Los Angeles Angels of Anaheim

Year-By-Year

2022

- Split the season between Triple-A Oklahoma City (14 G) and the Los Angeles Dodgers (33 G)
- Recorded a 0-1 mark with four saves for Triple-A Oklahoma City in 14 games with a 4.00 ERA (8 ER/18.0 IP), including 28 strikeouts and only one walk
- With the Dodgers, spun a 0-0 record with one save and a 1.02 ERA (4 ER/35.1IP), his career-lowest Major League ERA...accounted for 33 strikeouts and 10 walks
- Recorded his only save of the season on July 4 vs. Colorado, pitching 0.1 relief innings and punching out one
- Hurlled 12 straight scoreless appearances with the Dodgers (July 4-August 3)
- Held lefties to a measly .071 average (3-for-42) and righties to a .192 average (15-for-78) with the Dodgers

Recorded his second save of the season with Triple-A Oklahoma City on April 29 against Sugar Land, pitched 1.1 innings and punching out a season-best four, while giving up no hits and no walks...tossed a 0.93 ERA (1 ER/9.2 IP) with one save, 10 strikeouts, and three walks in 11 games with the Dodgers in July...was placed on the 15-day IL with right elbow tightness on August 7...garnered a career-low WHIP of 0.83 and career-high strikeouts-per-nine innings with 14.00 with Triple-A Oklahoma City...hurlled 12 straight scoreless appearances with the Dodgers (July 4-August 3)...had the second-lowest ERA on the Dodgers, the lowest for any pitcher with 2.0+ IP

2021

- Appeared in the most games of his career in 2021...tied his career high in opposing batters grounding into double plays with four
- Opponents averaged an .844 OPS against him, the second highest of his career...struck out 8.87 batters per nine innings, a career-best
- Sat down a season-high four batters in two scoreless innings on the road against the Dodgers on August 28

2020

- He posted a 3-0 record with the Rockies and a 2.93 ERA (9 ER/27.2 IP) in 24 games with the Rockies
- Led Rockies relievers (min. 10 appearances) with a 2.93 ERA (9 ER/27.2 IP)...scoreless in 16 of his 24 outings
- Led the Rockies and tied for fourth in the National League with 27.2 relief innings
- Tied his career-high in strikeouts on Aug. 1 vs. San Diego (also: Aug. 7, 2018, vs. Pittsburgh)

2019

- Made 28 relief appearances across five stints with the Rockies, going 0-1 with a 5.56 ERA (21 ER/34.0 IP)...scored upon 11 times in 28 games...allowed runs once over his last seven games and twice over his last 11

Recalled for the first time on April 7 and optioned April 15...recalled again May 4 and optioned May 14...recalled as the 26th man two times, once on July 15 and again on July 24 ... called up for the final time on Aug. 14...pitched a career-high 3.1 innings Aug. 29 vs. Pittsburgh...suffered his first Major League loss on Aug. 22 at St. Louis, allowing two runs in one inning pitched...allowed three of 15 inherited runners to score, a 20% inherited runners percentage that ranked 14th in the National League (min. 15 inherited runners)...made 30 relief appearances for Triple-A Albuquerque, going 2-3 with a 4.20 ERA (14 ER/30.0 IP)

2018

- Reached the Majors in Colorado for the first time in his career, making 14 appearances...Scored upon three times over three stints in Majors and went 0-0 with a 1.84 ERA (3 ER/14.2 IP)...racked up 14 strikeouts and only four walks
- Allowed no runs in eight of last nine Major League appearances from Aug. 1 through the end of the season...allowed eight of 10 inherited runners to score
- With the Rockies, he tossed a career-high tying two scoreless innings with a career-high four strikeouts on Aug. 7 vs. Pittsburgh
- Recalled from Triple-A Albuquerque on June 21 and made two appearances before being optioned back on June 23...recalled from Triple-A ABQ on June 24, second recall within three days...optioned to Albuquerque Aug. 9, returned Sept. 1
- Went 3-5 with a 5.56 ERA (27 ER/43.2 IP) in 18 appearances (10 starts) with Albuquerque

2017

- Made 14 starts and posted a 8-4 record with a 2.91 ERA (36 ER/111.1 IP) in eight games at Double-A Hartford prior to first-ever promotion to Triple-A Albuquerque...fanned 34 and walked 14 in 10 starts in the minors
- Named Eastern League Pitcher of the Week after beating Harrisburg April 20...recorded seven shutout innings in Hartford's 1-0 victory ... allowed just four hits and finished with a franchise-best 10 strikeouts with no walks over seven innings in his win for the Yard Goats at new Dunkin' Donuts Park

Posted 1.27 ERA (4 ER/28.1 IP) in five road starts for Hartford...went 3-2 with a 2.44 ERA (13 ER/48.0 IP) in nine home games for the Yard Goats...allowed five earned runs in 30.1 innings over combined six starts in April and May at Double-A Hartford...had two stints on the Hartford disabled list May 4-27 (shoulder) and June 5-23 (knee)...prior to first IL stint, was 2-0 with a 1.37 ERA (4 ER/26.1 IP)...suffered a knee injury June 1 and did not pitch again until June 27...lost three straight starts May 27-June 17 despite allowing four earned runs in 14.0 innings...went 3-0 with a 2.79 ERA (9 ER/29.0 IP) over five home games for Albuquerque...his final game of the year was in relief on Sept. 4...did not allow a run over his final 12 innings from Aug. 25-Sept. 4 after a season-high six runs Aug. 19 at Sacramento...won consecutive home starts vs. Salt Lake and Reno Aug. 25 and Aug. 31, allowing a combined eight hits and no runs over 11 innings

2016

- In his first season with the Rockies organization, made 27 starts between High-A Modesto and Double-A Hartford...finished with a 3.58 ERA (67 ER/168.1 IP) across the two levels
- Named the California League Pitcher of the Week July 25-31 after he went 2-0 with a 0.00 ERA, three walks and 20 strikeouts in two starts

2015

- Went 11-7 with a 3.41 ERA (52 ER/137.1 IP) between Low-A Kannapolis and High-A Winston-Salem in his only season with the Chicago White Sox organization
- Acquired by the Rockies via trade with the White Sox in exchange for RHP Tommy Kahnle, Nov. 24
- Prior to the 2015 season, was acquired by the White Sox via trade with the Angels in exchange for infielder Gordon Beckham on Feb. 4
- Named the South Atlantic League Pitcher of the Week July 6, 2015 after pitching 8.2 shutout innings vs. Augusta

2014

- Spent most of the season with Low-A Burlington...went 2-6 with a 5.91 ERA (30 ER/42.2 IP) in 11 starts between Low-A Burlington and Arizona League Angels

2013

• Made 13 appearances, 11 GS, with Rookie Level Orem...finished the season with two relief appearances (5 ER/3.1IP) after starting previously during the year

2012

• Made three relief appearances for the Arizona League Angels in his first professional season...posted an 6.00 ERA (2ER/3.0IP) with no strikeouts and one walk

Personal

Yency Almonte, son of Ramon and Sandra...born and raised in Miami, FL...has one brother, Denny, who played professional baseball with the Seattle Mariners organization...played baseball as a kid with Chicago Cubs outfielder Albert Almora Jr....enjoys going fishing and playing basketball...enjoys Latin food...he is fluent in Spanish...during the offseason, he helps coach at a baseball academy his father owns...was a 17th round selection by the Los Angeles Angels of Anaheim in the 2012 amateur draft, out of a high school in Miami, FL.

Career Pitching Record																			
Year	Team	W-L	ERA	G	GS	CG	SHO	SV	IP	H	R	ER	HR	HB	BB	SO	WP	BK	AVG
2012	ACL Angels	0-0	6.00	3	0	0	0	0	3.0	5	3	2	0	0	1	0	1	0	.357
2013	Orem	3-3	6.92	13	11	0	0	0	53.1	66	46	41	5	7	21	35	13	1	.304
2014	ACL Angels	0-1	17.18	2	2	0	0	0	3.2	7	7	7	0	1	1	5	2	1	.467
	Burlington	2-5	4.93	9	9	0	0	0	42.0	40	23	23	5	2	14	32	3	0	.252
2015	Kannapolis	8-4	3.88	17	16	0	0	0	92.2	92	42	40	8	8	26	71	12	0	.256
	Winston-Salem	3-3	2.42	7	6	0	0	0	44.2	28	14	12	1	1	12	39	0	0	.179
2016	Modesto	8-9	3.71	22	22	1	0	0	138.1	124	66	57	14	9	39	134	6	0	.237
	Hartford	3-1	3.00	5	5	1	1	0	30.0	22	11	10	4	0	16	22	0	0	.204
2017	Hartford	5-3	2.00	14	14	0	0	0	76.1	58	19	17	4	3	31	71	0	1	.212
	Albuquerque	3-1	4.89	8	7	0	0	0	35.0	41	20	19	7	2	21	22	2	1	.315
2018	Albuquerque	3-5	5.56	18	10	0	0	1	43.2	44	27	27	8	6	14	34	4	0	.268
	COLORADO	0-0	1.84	14	0	0	0	0	14.2	15	5	3	1	0	4	14	1	0	.273
2019	Albuquerque	2-3	4.20	30	0	0	0	5	30.0	29	21	14	2	1	26	32	3	0	.246
	COLORADO	0-1	5.56	28	0	0	0	0	34.0	39	22	21	7	1	14	29	1	0	.279
2020	COLORADO	3-0	2.93	24	0	0	0	1	27.2	25	13	9	2	3	6	23	0	0	.243
2021	Albuquerque	0-0	0.00	2	0	0	0	0	2.0	1	0	0	0	0	1	1	0	0	.167
	COLORADO	1-3	7.55	48	0	0	0	0	47.2	47	42	40	9	4	29	47	3	0	.260
2022	LOS ANGELES	0-0	1.02	33	0	0	0	0	35.1	18	4	4	2	4	10	33	0	0	.150
	Oklahoma City	0-1	4.00	14	0	0	0	3	18.0	14	8	8	3	1	1	28	0	0	.209
Major League -4 years		4-4	4.35	147	0	0	0	2	159.1	144	86	77	21	12	63	146	5	0	.240
Dodger Totals -1 year		0-0	1.02	33	0	0	0	0	35.1	18	4	4	2	4	10	33	0	0	.150
Minor League-10 years		40-39	4.07	164	102	2	1	9	612.2	571	307	277	61	41	224	526	46	4	.247

Career Postseason Pitching Record																			
Year	Team	W-L	ERA	G	GS	CG	SHO	SV	IP	H	R	ER	HR	HB	BB	SO	WP	BK	
2022	NLDS: LAD vs. SD	0-1	7.71	3	0	0	0	0	2.1	2	2	2	2	0	0	0	6	0	0
Postseason Totals		0-1	7.71	3	0	0	0	0	2.1	2	2	2	2	0	0	0	6	0	0
LDS Totals		0-1	7.71	3	0	0	0	0	2.1	2	2	2	2	0	0	0	6	0	0

Career Single-Game Bests

Low-Hit Complete Game: ---	Most Strikeouts: 4, May 12, 2022 vs. PHI
Most Innings Pitched Starter: ---	Most Walks: 3, (2x), last, May 15, 2022 vs. PHI
Most Innings Pitched Reliever: 3.1, August 29, 2019 vs. PIT	Longest Winning Streak: 3 games, August 6 - September 6, 2020
Most Earned Runs Allowed: 5, July 2, 2021 vs. STL	Longest Losing Streak: 3 games, July 2 - current

Career Fielding Record							
Position	PCT	G	PO	A	E	TC	DP
Pitcher	1.000	114	8	5	0	13	0

Career Transactions

- June 6, 2012: Drafted by the Los Angeles Angels of Anaheim in the 17th round of the 2012 amateur draft. Player signed July 9, 2012.
- February 4, 2015: the Los Angeles Angels of Anaheim sent Yency Almonte to the Chicago White Sox to complete an earlier deal made on August 21, 2014. August 21, 2014: The Los Angeles Angels of Anaheim sent a player to be named later to the Chicago White Sox for Gordon Beckham.
- November 24, 2015: Traded by the Chicago White Sox to the Colorado Rockies for Tommy Kahnle.
- March 16, 2022: Signed as a Free Agent with the Los Angeles Dodgers.

Injured List

- April 29 - May 9, 2021 (right hand contusion)
- July 16 - August 5, 2021 (protocols)
- August 7 - September 28, 2022 (right elbow tightness)



Austin BARNES

C / IF | 15

@austin.barnes5

Bats: Right **Throws:** Right

Height: 5-10 **Weight:** 187

Opening Day Age: 33

Born: December 28, 1989 in Fullerton, CA

Resides: Riverside, CA

Acquired: Trade with Miami Marlins on November 11, 2014

ML Service: 6.098

MLB Debut: May 24, 2015



Career Highlights

- * Versatile catcher/infielder and Riverside native enters his 13th professional season and his ninth with the Dodgers
- * Has appeared in 486 Major League games, posting a .225/.333/.358 slashline with 175 runs, 52 doubles, three triples, 32 home runs and 138 RBI
- * Has spent the majority of his big league career at catcher (335 games), but has also appeared at second base (57 games) and third base (three games)...among active NL catchers (min. 2600 INN), his .993 career fielding percentage (22 E/2691.1 INN) ranks 14th
- * Hit a home run in the Dodgers' 6-2 Game 3 win over the Rays in the 2020 World Series...it was just his second career postseason homerun and his ninth and tenth career postseason RBI
- * Belted his first Major League home run on April 15, 2017 against Arizona with a solo shot off Patrick Corbin that hit the left field foul pole in the second inning
- * Made his MLB debut on May 24, 2015 vs. San Diego and collected his first big league hit that day with a single in the eighth inning off Dale Thayer
- * Over seven minor league seasons with the Marlins (2011-14) and Dodgers (2015-16, 19) organizations, he has hit .298 with 52 homers and 285 RBI in 610 minor league games...in 2015, was selected to the All-Pacific Coast League team and as a midseason PCL All-Star, while also earning Baseball America Triple-A All-Star honors...from 2012-2014, he was selected as an MLB.com Marlins Organization All-Star...was a Single-A Florida State League All-Star in 2013 and 2014...in 2012, earned South Atlantic League mid-season and post-season All-Star honors
- * Selected by the Marlins in the ninth round of the 2011 First-Year Player Draft out of Arizona State University

Year-By-Year

2022

- Registered a .212/.324/.380 slashline with six doubles, eight home runs (ties career-high), 26 RBI, and 14 extra base hits in 62 games
- Tabbed a .230/.323/.389 slashline versus righties and .182/.325/.364 versus lefties on the season
- Started 55 games at catcher, committing only four errors in 537 chances over 487.0 innings for a fielding percentage of .993...threw out nine base runners over 30 chances and aided in three double plays
- From August 2 - September 20th, the righty smashed a .365/.427/.654 slashline including three doubles, four homers, 11 RBI, and 12 runs in 15 starts and 59 plate appearances

Went 3-for-4 on Sept. 20 vs. Arizona, clubbing a two-run home run and boasting six total bases...recorded his best month in September, hitting 12-for-38 in 12 games and slashing .316/.395/.526, including two doubles and two home runs...racked up a season-high four RBI Aug 24 vs. MIL...appeared in two postseason games, going 2-for-2 in Game 3 of the NLDS, including one double

2021

- Posted a .215/.299/.345 slashline, recording 43 hits during the year, including eight doubles, six home runs, and 23 RBI...matched his 2019 totals in both runs and hits
- Appeared in 77 games this season...starting 52 games at catcher, seven games at second base, and one at designated hitter...committed just seven errors all season for a .911 fielding percentage

- Slugged two pinch-hit home runs, a three run bomb on May 28 against the Giants to tie up the game and a solo home run versus the Padres on June 22

- Threw out a career-high 10 base runners over 46 chances

- Was even keeled at both home and away games, compiling a .221/.295/.268 and .210/.303/.324 slashline respectively

Produced high numbers in bases loaded scenarios, notching three hits for five RBI leading to a .300 average...the righty earned a .268 batting average in May, lacing 11 hits over 41 at-bats for nine RBI...was his highest average of the season over the course of one month...garnered his best numbers when batting 5th through 7th in the lineup, collecting 11 hits across 28 at-bats for a .475 average...failed to record a hit in his three postseason at-bats

2020

- Played in 29 games, starting in 27 all at catcher...appeared in 10 postseason games, including five of six World Series games

- Recorded at least two hits in each playoff series, batting a combined .320 (8-for-25) with one homer and three RBI...hit his second postseason homer and first World Series homer in Game 3 against right-hander John Curtiss

- Hit .244/.353/.314 in 104 plate appearances, collecting three doubles and one homerun...batted .370 (10-for-27) in seventh inning or later compared to .200 (11-for-55) in innings 1 through 6...finished third among Major League catchers and second in the NL with a trio of stolen bases

2019

- Appeared in 75 Major League games, posting a .203/.293/.340 slashline with 12 doubles, a triple, five homers and 25 RBI

- Logged 524.2 innings behind the dish with a .990 fielding percentage (6 E/524.2 INN) across 64 games (61 GS)...made one start at second

Matched a single-game career high after collected three hits on Opening Day...later repeated the effort on June 20 vs. San Francisco...collected a season-high three RBI on April 26 against Pittsburgh, went 2-for-4 with a double and home run...finished April with seven RBI to mark his highest RBI total for a calendar month...ranked 11th among NL catchers in the category...collected a hit in four consecutive games from May 17-24, went 7-for-15 (.467) with a pair of doubles, three RBI and three multi-hit efforts during the span...reached base in 11 of 15 games during May and slashed .273/.385/.432 with four doubles, a homer, five RBI and a stolen base...played 25 games between Triple-A Oklahoma City (23 games) and Advanced-A Rancho Cucamonga (two games)...slashed a combined .272/.382/.533 with six doubles, six homers and 18 RBI...collected all 12 extra-base hits with Oklahoma City...placed on the 10-day injured list on May 27 with a left groin strain...made a rehab appearance with the Rancho Cucamonga Quakes on June 4 before being reinstated on June 6...optioned to Oklahoma City on July 25 and recalled on Aug. 24 for a three-day stint...sent back to Triple-A on Aug. 27 before spending the balance of September on the expanded roster

2018

- Completed his second full Major League season where he hit .205 with five doubles, four home runs and 14 RBI in 100 games

- Appeared in 61 games at catcher along with 19 at second base and one at third...recorded a .998 fielding percentage (1 E/434.2 INN) in 61 games at catcher...among catchers (min. 60 games), his .998 fielding percentage ranked seventh in the NL

- Appeared in 10 postseason games, including all five World Series contests

Finished the month of September with a .240 batting average, three homers and six RBI...his three homers in the month was a career-high for long balls in any given month...hit .246 (28-for-114) with all four of his homers and 11 of his 14 RBI against left-handers

2017

- In his first full Major League season, he hit .289 with 15 doubles, two triples, eight home runs, 38 RBI and four stolen bases in 102 games...posted a .408 on-base percentage, as he drew 39 walks against striking out just 43 times

- Finished 10th in the Majors (min. 100 AB) with a .321 (35-for-109) average against right-handed pitchers...his .290 average (9-for-31) as a pinch-hitter, was tied for 10th best in the big leagues

- Appeared in 55 games (49 starts) at catcher, while also playing 21 games (four starts) at second base and one game at third base...posted a .994 fielding percentage at catcher, recording just three errors in 438.1 innings...his 3.74 catcher ERA ranked eighth best in the Majors (min. 400 INN)

Belted his first big league home run on April 15, a solo shot off Patrick Corbin that hit the left field foul pole in the second inning...hit .320 with runners on-base, while batting .328 with runners in scoring position...recorded his first career multi-homer game on June 30 at SD with his first career grand slam in the first inning and a three-run shot in the sixth...collected a career-high seven RBI and according to Elias Sports Bureau, he became the first Dodger catcher to hit a grand slam and a three-run homer in the same game...appeared in all 15 postseason games (13 starts), hitting .217 with two doubles, one home run and five RBI...had reached base safely in his first four plate appearances to begin the postseason and according to Stats LLC., he became the first Dodger to reach in four straight plate appearances to begin a postseason since

Sandy Amoros in the 1955 World Series (five straight)

2016

• Spent the majority of the season with Triple-A Oklahoma City, but went 5-for-32 with a double and two RBI in 21 games in four stints with the Dodgers...made his first-career Opening Day roster

Made seven starts, five at catcher and two at second base...overall, appeared in nine games at catcher, seven at second base and one at third base...selected to the Dodgers' NLDS roster vs. Washington and appeared in two games off the bench in the series...at Triple-A, hit .295 with 22 doubles, five triples, six homers and 39 RBI in 85 games...posted a .380 on-base percentage, which would have ranked eighth in the Pacific Coast League if he had at-bats to qualify...batted .385 (30-for-78) with runners in scoring position...stole 18 bases, while only being caught three times...with OKC, appeared in 63 games (62 starts) at catcher and 15 games (13 starts) at second base

2015

• Saw his first big league action, going 6-for-29 (.207) with two doubles and an RBI along with a .361 on-base percentage in 20 games with Los Angeles

In the Majors, saw action at catcher (11 games, seven starts), third base (one game) and second base (one start) for Los Angeles...became the first Dodger to play catcher, third base and second base in the same season since Trent Hubbard in 1998-99, and the first to play catcher and second base in the same season since Derrel Thomas in 1980...made his MLB debut on May 24 vs. the Padres, collecting his first big league hit on that day with a single in the bottom of the eighth inning off of Dale Thayer...appeared in 81 games for Triple-A Oklahoma City and batted a team-best .315 with nine home runs and 42 RBI...posted a .389 on-base percentage...honored as a post-season All-Pacific Coast League team and a midseason Pacific Coast League All-Star...also selected by Baseball America as a Triple-A All-Star

2014

• Posted career-highs in runs (80), home runs (13), walks (69) and stolen bases (11) while splitting time between Single-A Jupiter and Double-A Jacksonville

Was named a Florida State League mid-season All-Star, hitting .317 (57-for-180) with 11 doubles, one home run, and 14 RBI with Jupiter before being promoted to Jacksonville on June 1...acquired by the Dodgers on Dec. 10 along with Kike Hernandez, Chris Hatcher and Andrew Heaney in exchange for infielder Dee Gordon, right-handed pitcher Dan Haren, infielder Miguel Rojas and cash considerations

2013

• Earned Florida State League mid-season All-Star honors and spent majority of campaign with Single-A Jupiter, batting .260 (91-for-350) with 15 doubles, one triple, four home runs and 38 RBI in 98 games

Promoted to Jacksonville on August 6 and in 19 games with Suns, posting .339 average (21-for-62) with two doubles, two triples, one home run and seven RBI...made 11 appearances as catcher, four at second base and four as designated hitter

2012

• Led the Single-A South Atlantic League in hits (152) and Greensboro in total bases (230), earning league mid-season and post-season All-Star honors

2011

• Started his professional career with short-season Jamestown, appearing in 31 games at catcher, 15 games as the designated hitter and 12 games at second base

PERSONAL

Austin Scott Barnes...resides in Riverside, CA with his wife Nicole and son Royce...2008 graduate of Riverside Poly High School (CA), where he earned four varsity letters in baseball and was a team captain in his senior season...was a three-time All-County and two-time All-League honoree and named first-team All-CIF (California Interscholastic Federation) and All-State in 2007 as a junior...also named team and league MVP as a junior...attended Arizona State University, where he earned First-Team All-Pac-10 honors following his junior season (2011), as well as garnering Honorable Mention All-Pac-10 honors after sophomore campaign (2010)...uncle is former Major Leaguer, Mike Gallego...selected by the Marlins in the ninth round of the 2011 First-Year Player Draft.

Career Batting Record

Year	Team	AVG	G	AB	R	H	2B	3B	HR	RBI	SH	SF	HP	BB	SO	SB	CS	OBP	SLG	E
2011	Jamestown	.288	57	219	33	63	13	0	1	19	1	1	4	25	22	6	1	.369	.361	5
2012	Greensboro	.318	123	478	76	152	36	3	12	65	17	3	9	59	61	9	2	.401	.481	14
2013	Jupiter	.260	98	350	42	91	15	1	4	38	0	5	10	52	59	5	2	.367	.343	6
	Jacksonville	.339	19	62	10	21	2	2	1	7	0	0	0	12	10	0	0	.446	.484	0
2014	Jupiter	.317	44	180	24	57	11	2	1	14	0	0	1	19	25	3	3	.385	.417	4
	Jacksonville	.296	78	284	56	84	20	2	12	43	3	5	6	50	36	8	0	.406	.507	13
2015	LOS ANGELES	.207	20	29	4	6	2	0	0	1	1	0	1	6	6	1	0	.361	.276	0
	Oklahoma City	.315	81	292	40	92	17	2	9	42	1	4	3	35	36	12	2	.389	.479	7
2016	LOS ANGELES	.156	21	32	3	5	1	0	0	2	0	0	0	5	9	0	0	.270	.188	0
	Oklahoma City	.295	85	336	59	99	22	5	6	39	1	1	4	43	53	18	3	.380	.443	10
2017	LOS ANGELES	.289	102	218	35	63	15	2	8	38	0	0	5	39	43	4	1	.408	.486	4
2018	LOS ANGELES	.205	100	200	32	41	5	0	4	14	1	0	6	31	67	4	3	.329	.290	2
2019	LOS ANGELES	.203	75	212	28	43	12	1	5	25	0	2	5	23	56	3	0	.293	.340	6
	Oklahoma City	.264	23	87	19	23	6	0	6	17	0	1	2	14	20	1	1	.375	.540	5
	Rancho Cucamonga	.400	12	5	1	2	0	0	0	1	0	0	0	1	1	0	0	.500	.500	0
2020	LOS ANGELES	.244	29	86	14	21	3	0	1	9	2	1	2	13	24	3	0	.353	.314	2
2021	LOS ANGELES	.215	77	200	28	43	8	0	6	23	1	0	4	20	56	1	0	.299	.345	7
2022	LOS ANGELES	.212	62	179	31	38	6	0	8	26	2	1	3	27	37	2	1	.324	.380	.3
Major League- 8 years		.225	486	1156	175	260	52	3	32	138	7	4	26	164	298	18	5	.333	.358	24
Dodger Totals- 8 years		.225	486	1156	175	260	52	3	32	138	7	4	26	164	298	18	5	.333	.358	24
Minor League- 7 years		.298	610	2293	360	684	142	17	52	285	23	20	39	310	323	62	14	.388	.443	64

Career Postseason Batting Record

Year	Team	AVG	G	AB	R	H	2B	3B	HR	RBI	SH	SF	HP	BB	SO	SB	CS	OBP	SLG
2016	NLDS: LAD vs. WSH	.000	2	1	1	0	0	0	0	0	0	0	0	0	1	0	0	.000	.000
2017	NLDS: LAD vs. ARI	.500	3	8	4	4	1	0	1	3	0	0	0	1	2	1	0	.556	1.000
	NLCS: LAD vs. CHC	.133	5	15	2	2	0	0	0	0	0	0	0	3	3	0	0	.278	.133
	WS: LAD vs. HOU	.174	7	23	2	4	1	0	0	2	0	1	1	0	5	0	0	.200	.217
2018	NLCS: LAD vs. MIL	.111	5	18	0	2	0	0	0	2	0	0	0	2	9	0	0	.200	.111
	WS: LAD vs. BOS	.000	5	11	0	0	0	0	0	0	0	0	0	0	5	0	0	.083	.000
2020	NLWC: LAD vs. MIL	.667	1	3	1	2	0	0	0	1	0	0	0	0	0	0	0	.667	.667
	NLDS: LAD vs. SD	1.000	1	2	1	2	0	0	0	0	0	0	0	1	0	0	0	1.000	1.000
	NLCS: LAD vs. ATL	.286	3	7	0	2	0	0	0	0	0	0	0	0	2	0	0	.286	.286
	WS: LAD vs. TB	.154	5	13	2	2	0	0	1	2	1	0	0	2	3	0	1	.267	.385
2021	NLDS: LAD vs. SF	.000	1	1	0	0	0	0	0	0	0	0	0	0	1	0	0	.000	.000
	NLCS: LAD vs. ATL	.000	2	1	0	0	0	0	0	0	0	0	0	0	1	0	0	.000	.000
2022	NLDS: LAD vs. SD	.667	2	3	0	2	1	0	0	0	0	0	0	0	0	0	0	.667	1.000
Postseason Totals		.208	42	106	13	22	3	0	2	10	2	1	1	10	32	1	1	.280	.292
LWC Totals		.667	1	3	1	2	0	0	0	1	0	0	0	0	0	0	0	.667	.667
LDS Totals		.533	9	15	6	8	2	0	1	3	0	0	0	2	4	1	0	.588	.867
LCS Totals		.146	15	41	2	6	0	0	0	0	1	0	0	5	15	0	0	.239	.146
WS Totals		.128	17	47	4	6	1	0	1	4	1	1	1	3	13	0	1	.192	.213

Career Single-Game Bests

Most Hits:	3, 3x, last, Sept. 20, 2022 vs. ARI	Most Stolen Bases:	2, June 22, 2017 vs. NYM
Most RBI:	7, June 30, 2017 at SD	Most Walks:	3 (5x), June 23, 2022 at CIN
Most Home Runs:	2, June 30 2017 at SD	Longest Hitting Streak:	7 games, 2x, last, Aug. 24-Sept. 10, 2022
Most Runs Scored:	2 (26x), last, Sept. 3, 2022 vs. SD	Grand Slams:	1, June 30, 2017 at SD (Richard)

Career Fielding Record

Position	PCT	G	PO	A	E	TC	DP
Catcher	.993	335	2914	82	22	3018	12
Second Base	.964	57	29	51	3	83	12
Third Base	---	3	0	0	0	0	0

Career Catching Record

G	INN	CCS	SB	CS%	PB	CPKO	CERA
335	2691.1	42	142	23.0%	12	1	3.37

Career Transactions

- June 7, 2011: Drafted by the Florida Marlins in the 9th round of the 2011 amateur draft. Player signed June 22, 2011.
- December 11, 2014: Traded by the Miami Marlins with Chris Hatcher, Andrew Heaney and Enrique Hernandez to the Los Angeles Dodgers for Dee Gordon, Dan Haren, Miguel Rojas and cash.

Injured List

- May 27 - June 6, 2019 (left groin strain)



Mookie BETTS

OF | 50

@mookiebetts

Bats: Right **Throws:** Right

Height: 5-9 **Weight:** 180

Opening Day Age: 30

Born: October 7, 1992 in Nashville, TN

Resides: Nashville, TN

Acquired: Trade along with David Price for Alex Verdugo, Jeter Downs and Connor Wong on February 10, 2020

ML Service: 8.070

MLB Debut: June 29, 2014



Career Summary

* Power-hitting outfielder enters his ninth Major League season with a .293/368/520 career slash line with 307 doubles, 33 triples, 213 home runs, 649 RBI and 158 stolen bases...owns a .984 fielding percentage over 1113 games at the big league level

* Since his MLB debut, he ranks among the best in the MLB in runs (870, 1st), doubles (307, 3rd), and hits (1306, 10th)

* Has earned several accolades throughout his big league time – All-Star (2016-19, 2021-22), Silver Slugger (2016, 2018-22), Gold Glove (2016-20, 2022), All-MLB First Team (2020, 2022), American League MVP (2018), and Wilson Defensive Player of the Year (2016, 2018)...is the only AL player to ever win the World Series and earn MVP, Gold Glove and Silver Slugger awards in a single season

* Became the first Dodger with at least 35 home runs and 40 doubles in a season in 2022 since Babe Herman accomplished the feat in 1930

* His 12 HR in May 2022 tied the Dodger record for most in May with Roy Campanella...his 22 extra-base hits were the most in franchise history during the month of May

* Hit for the cycle on August 9 at Toronto, the only MLB player to do so in 2018...singled in the 1st inning, tripled in the 2nd, doubled in the 4th and homered in the 9th to become the 21st player in Red Sox history to accomplish the feat

* Slugged his first big league home run on July 2, 2014 against Chicago (NL) off RHP Carlos Villanueva...later belted his first career grand slam on August 29, 2014 at Tampa Bay against RHP Chris Archer

* Only player in MLB history to steal 20+ bases and hit 40+ doubles in four consecutive seasons

* Made his Major League debut on June 29, 2014 at New York (AL) and recorded his first major league hit that same night with a single off Chase Whitley in the fourth inning

* Drafted by the Boston Red Sox in the 5th round of the 2011 MLB June Amateur Draft...signed by Danny Watkins

Year-By-Year

2022

- Everyday right fielder played in 142 games, producing a .269/.340/.533 slashline and was named to his sixth All-Star team
- Tallied 117 runs, 40 doubles, three triples, 35 home runs, and 82 RBI...set a new career-high in home runs and had four multi-homer games...roped his 200th career blast on July 23rd vs. SF
- Ranked among the National League best in multiple offensive categories: runs (1st, 117), doubles (7th, 40), slugging percentage (2nd, .533), on-base plus slugging percentage (6th, .873), total bases (6th, 305), and home runs (5th, 35)
- Earned several awards during and after the season, including NL All-Star, NL Silver Slugger, Rawlings NL Gold Glove, and All-MLB First Team...was also named NL player of the week on Aug. 28
- Became the first Dodger with at least 35 home runs and 40 doubles in a season since Babe Herman accomplished the feat in 1930
- His 12 HR in May tied the Dodger record for most in May with Roy Campanella...his 22 extra-base hits were the most in franchise history during the month of May

- Led the team offensively in many areas: home runs (1st, 35), doubles (2nd, 50), triples (T-3rd, 3), RBI (4th, 82), stolen bases (4th, 12), at-bats (3rd, 572)
- Secured his first walk-off RBI as a Dodger on July 6 vs. COL, the fifth of his career...had nine games in '22 with 3+ RBI and 12 with 3+ hits
- Has smashed 36 career leadoff homers from (T-11th all-time), 16 of them with the Dodgers...belted seven in 2022

Notched 78 extra-base hits, tying the third most of his career and highest since 2019...stole 12 bases, his highest mark since 2019...loved hitting left-handed pitching, tabbing a .308/.374/.609 clip against a .255/.327/.505 clip against right handed pitching...spent majority of his time in right field (136 G) and logged a .994 fielding percentage, committing just two errors and spent time at second base (7 G) for 46.0 innings...was even keeled both at home and on the road offensively, producing a .278/.340/.532 and .260/.340/.535 clip respectively...batted .274 (31-for-113) with runners in scoring position and .176 (3-for-17) with bases loaded during the regular season...had two stints on the Injured List with a right rib fracture from June 19 to July 3

2021

- Slashed .264/.367/.487 with a .854 OPS in 122 games, tallying 93 runs, 29 doubles, three triples, 23 home runs, and 58 RBI...also stole 10 bases, matching his 2020 mark
- Named to his fifth All-Star team and first in the National League, but did not attend the festivities at Coors Field (due to injury)
- Was atop the Dodger offensive leaderboards: doubles (1st, 29), average (2nd, .264), OBP (2nd, .367), SLG (2nd, .487), OPS (2nd, .854), walks (2nd, 68), stolen bases (3rd, 10), triples (T-3rd, 3), hits (4th, 123) home runs (4th, 23), and RBI (6th, 58)
- Launched his 29th career leadoff home run and seventh of the year on Sept. 30 against San Diego...also recorded his first multi-homer game of the year on Aug. 4 against Houston, the 19th of his career
- Had his 15 game hit streak snapped on Sept. 24, hitting .323 (20-for-62) during the run...also had a 20 game on-base streak from April 1 to May 1, averaging .261 with 16 runs, seven doubles, and six RBI during the streak
- Averaged .319 (15-for-47) in 12 Postseason games, collecting one double, one home run, and five RBI...went 4-for-4 with a run in Game 5 of the NLDS against San Francisco
- Hit well in both home and away contests, averaging .263 (60-for-228) with 51 runs, 14 doubles, 15 home runs, and 36 RBI at Dodger Stadium and averaging .265 (63-for-238) away from Los Angeles, totaling 42 runs, 15 doubles, eight home runs, and 22 RBI
- Saw action in right field in 98 games (86 GS), center field in 30 games (25 GS), and also at second base in 7 games (5 GS)...committed just three errors all season and helped form four double-plays
- Had two stints on the Injured List with right hip inflammation

Led off 104 games, slashing .272/.370/.506 with a .876 OPS with 21 home runs and 55 RBI...best offensive month was July, notching a .370/.417/.685 slashline in 14 games with five doubles and 11 RBI...raised his average from .256 to .280, his on-base percentage from .366 to .369 and slugging percentage from .472 to .516 from before the All-Star Game to after the Midsummer Classic...registered two seven-game hit streaks (April 1-14 and Sept. 8-14), going 20-for-56 with 16 runs, four home runs, and eight RBI during the span

2020

- Had another Gold Glove and Silver Slugger performance in his first season with the Dodgers, while leading the team in runs and home runs (tied with AJ Pollock)...finished second on the team in hits (64) and RBI (39)
- On August 23 against Colorado, became the 19th player to have a multi-homer (two), multi-stolen base (two) game...becoming the first Dodger to accomplish the feat
- Ranked among the NL leaders in hits (64, T-10th), runs (47, 4th), batting average (.292, 16th), OBP (.366, 17th), SLG (.562, 13th), steals (10, T-5th) and homers (16, T-3rd). Betts went 18-for-41 (.439) with runners in scoring position, the third best mark in the Majors, and was at his best late in games, posting a .343 (24-for-70)/.370/.643 slashline from the seventh inning and later
- Singled off San Francisco LHP Andrew Suarez in the 6th inning on August 27 for his 1000th career hit
- Batted .296 (21-for-71) in the postseason with eight doubles and two home runs...in the clinching Game 6 of the World Series, went 2-for-4 with a double and a home run
- Homered in Game 6, becoming the ninth player in MLB history to homer in multiple World Series-clinching games...he is the second player to do it with two different teams (other: Reggie Jackson)
- His eight doubles tied a Major League record for most doubles in a single postseason (David Freese – 2011, Albert Pujols – 2011, Ben Zobrist – 2015)
- On Aug. 13, he homered three times against the Padres, joining Hall-of-Famer Johnny Mize and Sammy Sosa as the only players in MLB history with six career three-homer games

2019

* In his sixth big league season, posted a .295/.391/.524 line with 135 runs (career-high), 40 doubles, five triples, 29 home runs, and 80 RBI in 150 games

- Led the MLB with 135 runs scored, tied for sixth place in Red Sox history with most runs scored in a season (also Ted Williams, 1941)
- Earned his fourth consecutive All-Star Game selection...voted in by the player ballot as an AL reserve
- Recorded 40+ doubles for a fifth consecutive season...only other Red Sox players to accomplish the feat were Wade Boggs (8) and David Ortiz (5)
- Since his MLB debut on June 29, 2014, he ranks amongst the best in the MLB in runs (613, 1st), doubles (229, 1st), extra-base hits (394, 2nd), and hits (965, 4th)
- On July 26 against the Yankees, went 4-for-5 with four runs, one double, three home runs, five RBI and a career-high 14 total bases...his three home run game was the 33rd three home run game in Red Sox history and 5th of Betts' career

Entered July batting .261 with 13 home runs and an .835 OPS through 82 games and finished the season hitting .335 with a 1.010 OPS...led AL right fielders with 10 assists, which was second most in the Majors (1st, Bryce Harper with 13)...has scored 500+ runs in his first 674 games, the only active player to do so besides Albert Pujols who reached the mark in his 629th game...hit three home runs in the 12th inning or later, tied with Charlie Blackmon for most in the Majors...prior to 2016, had never homered in the 12th inning or later...reached 500 career runs scored (4/30 at Oakland) in 674 games...drew a walk-off bases-loaded walk on 6/12 vs. Texas

2018

- American League MVP posted career-best numbers with a .346/.438/.640 slash line with 47 doubles, 32 homers and 30 stolen bases...appeared in 131 games (128 starts) in the outfield (115 in right field, 12 in center field) posting a .996 fielding percentage
- Earned the Gold Glove (third time) and Silver Slugger (second time) awards and named the AL Outstanding Player by the MLBPA
- Named the AL starting right fielder in his third straight All-Star Game...led the MLB at the break in average (.359)
- Hit for the cycle on August 9 at Toronto, the only MLB player to do so in 2018...singled in the 1st inning, tripled in the 2nd, doubled in the 4th and homered in the 9th to become the 21st player in Red Sox history to accomplish the feat
- Started each of the Red Sox' 14 postseason games, going 13-for-61 (.210) with 13 runs scored, four doubles, and one home run en route to winning a World Series
- Led the Majors in multiple categories: average (.346), slugging (.640), runs (T-1st, 129) while ranking second in OBP (.438), OPS (1.078) and extra-base hits (84)

Scored 100+ runs for the 3rd consecutive season, joining Ted Williams (1939-42) as the only Red Sox player to ever record three 100-run seasons before turning 26...homered in three straight games for the first time in his career from May 2-4...recorded a season-best 24-game on-base streak from June 26 - July 24 during which he hit .381 (37-for-97)...recorded his first career walk-off home run on July 27 against Minnesota in the 10th inning...became the second Red Sox player ever to hit 40+ doubles in four straight years, joining Wade Boggs (7 straight years, 1985-91)...was the only MLB player to steal 20+ bases and 40+ doubles in four consecutive seasons at the time...became the 3rd Red Sox player to hit for the cycle out of the leadoff spot...scored 42 runs in the Sox' first 40 games, the most ever by a Boston player through 40 team games...stands as only the second Major Leaguer to win the World Series, earn MVP, earn Gold Glove, and earn Silver Slugger award in a single season (Mike Schmidt, 1980)...named the overall Heart and Hustle Award winner by the MLB Players Alumni Association which is annually awarded to an active player who demonstrates a passion for baseball and embodies the values, spirit and tradition of the game

2017

- * Second time Gold Glove winner slashed .264/.344/.459 at the plate and started all 153 games in right field...racked up 46 doubles, two triples, 24 home runs, and 26 stolen bases
- * Led his team in games, runs, hits, doubles, home runs, RBI, walks stolen bases, extra-base hits, slugging and OPS...while ranking in the top 10 in the AL in runs (6th), doubles (3rd), RBI (T-7th), walks (T-10th), and stolen bases (T-8th)
- * Voted to his second All-Star team via the player ballot...replaced injured Mike Trout in the starting lineup in center field
- * Recorded three multi-HR games (June 14 at Philadelphia, July 2 at Toronto, September 12 vs. Oakland)...hit two from the leadoff spot
- * In the Postseason, hit safely in each of the Sox' four ALDS games against Houston, going 5-for-16 with two doubles

Went 129 regular-season plate appearances without a strikeout from September 12, 2016 to April 19, 2017...posted a .987 fielding percentage from right field, committing only five errors all season...in the month of September, posted a .354/.417/.646 slash lines with six home runs, ten RBI, and two stolen bases...joined Ted Williams (1940-42) as the only Red Sox player to ever start multiple All-Star Games before turning 25...named AL Player of the Week twice (May 8 - 14 and June 26 - July...2)...selected as the Thomas A. Yawkey Award winner, awarded to the Red Sox MVP by the Boston Baseball Writers...finished sixth in AL MVP voting

2016

- First time Gold Glove, Silver Slugger, and All-Star posted a .318/.363/.534 slash line with 42 doubles, five triples, 31 home runs, and career-high 113 RBI in 158 games...finished second in AL MVP voting

- Ranked amongst Major Leaguers in WAR (2nd), hits (2nd), runs (2nd), doubles (T-6th), RBI (5th), average (7th), slugging (16th), and OPS (18th)...also ranked 6th in the AL and 17th in the ML with 26 steals in only 30 attempts
- Started in his first All-Star Game in right field...went 1-for-2 in the Midsummer Classic, singling to center off starter Johnny Cueto, going on to score a run
- Twice he hit three home runs in the same game, becoming the youngest Major Leaguer to do so in a single season (June 1 at Baltimore, August 14 against Arizona)
- Hit leadoff home runs on July 21 and July 22 against Minnesota, his second time in 2016 accomplishing the feat in consecutive games (also May 31 and June 1 at Baltimore)

Awarded Wilson Defensive Player of the Year in right field...named AL Player of the Month in July where he led the AL in doubles (10), extra-base hits (16), and total bases (62, 1st in ML)...amassed great numbers at home, posting a Major League leading 113 hits at Fenway Park (most since Nomar Garciaparra had 118 in 2003) and also held a .314/.408/.569 slash line at home...posted a .997 fielding percentage over 157 games, all from right field...played in his first postseason, appearing in all three Divisional Series games in right field and posting a .200 average with a double...was the only outfielder in the big leagues with 200+ hits

2015

- Appeared in 145 games in his first full Major League season, tabbing 92 runs, 42 doubles, eight triples (career-high), 68 extra-base hits and 18 homers...spent 133 games in center field and 11 in right field
- Made his first Opening Day roster in his second season with the Red Sox...went 2-for-4 with a home run on the day and served as the club's youngest Opening Day leadoff hitter since Rico Petrocelli (age 21 in 1965)
- Topped the Majors with 69 RBI and 60 extra-base hits from the leadoff spot...also hit the team's only leadoff homer of the year on June 20 at Kansas City against Edison Volquez
- Recorded his first career walk-off hit on April 27 against Toronto with a single in the ninth inning

Was the hardest player to double up in the Majors, grounding into just two double plays in 597 AB (298.5 AB/GDP)...had the team's two longest hit streaks in 2015, a 13-gamer from June 6 – 11 and an 18-gamer from August 24 – September 13...worth 6.0 wins above replacement according to Baseball Reference, tied for 7th-best in the American League...had a career-high 36-game on-base streak from August 24 to October 3, slashing .360/.416/.607 with seven homeruns during that span...named AL Player of the Week for June 15 – 21

2014

- Saw his first big league action in his fourth professional season, batting .291 with five homers and 18 RBI in 52 games over three stints with Boston
- Made his Major League debut on June 29 at New York (AL) and recorded his first major league hit that same night with a single off Chase Whitley in the fourth inning
- Hit his first big league home run on July 2 against Chicago (NL) off Carlos Villanueva...later belted his first career grand slam on August 29 at Tampa Bay against Chris Archer
- Appeared in 99 minor league games between Double-A Portland and Triple-A Pawtucket...slashed .346/.431/.529 line with 30 doubles, five triples, 11 home runs, and 65 RBI and reached base in 92 of those 99 games

Started at second base (14 G), center field (28 G) and right field (8 G) in his 52 games with Boston...hit his first career leadoff home run on September 21 at Baltimore and was the youngest Red Sox player with a leadoff shot since Bobby Doerr (1939, 21 years old)...garnered accolades at both the Major and Minor League levels...named Red Sox Minor League Offensive Player of the Year for the second time, named to Baseball America's Minor League All-Star team, earned a spot on the U.S. roster in the All-Star Futures Game, and awarded a spot on Baseball America's Major League All-Rookie team

2013

Split the season between Single-A Greenville and Advanced-A Salem, slashing .314/.417/.506 over 127 games

In his time with Single-A Greenville, held a .296 batting average with 24 doubles, one triple, eight home runs, and 26 RBI...started all 76 games at second base, posting a career-high 169 assists in 334 chances
With Advanced-A Salem, posted a .341 average (63-for-185) with 39 RBI and 20 stolen bases...started 49 of 50 total games at second base

Named to the South Atlantic League Mid-Season All-Star team with Greenville and was selected as the Red Sox Minor League Offensive Player of the Year after leading all Red Sox minor leaguers in total bases (234), doubles (tied, 36), stolen bases (38), and slugging percentage (.506, min. 250 AB)

2012

Played with Short-A Lowell for 71 games, securing eight doubles, one triple, and 20 stolen bases...led the team with 31 RBI in that time frame...named Red Sox Minor League Base Stealer of the Month for August/September...stole nine bases in nine attempts

2011

Appeared in one game for the Rookie-level Gulf Coast League Red Sox for his professional debut...started at shortstop on August 26, going 2-for-4 with two RBI and a stolen base

Personal

Markus Lynn Betts...married his high school sweetheart Brianna on Dec. 1, 2021...has a daughter, Kynlee... graduated from John Overton High School (TN) in 2011 where he was a member of the baseball and basketball teams...had his number retired by John Overton High School...earned Louisville Slugger High School All-American accolades during his senior season...his uncle, Terry Shumpert, played 14 seasons in the Majors with Kansas City (1990-94), Boston (1995), Chicago Cubs (1996), San Diego (1997), Colorado (1998-2002), and Tampa Bay (2003)...has a passion for bowling...participated in the Professional Bowlers Association's World Series of Bowling in 2015 and 2017 and bowled a perfect 300 at the 2017 World Series...drafted by the Boston Red Sox in the 5th round of the 2011 MLB June Amateur Draft...signed by Danny Watkins

Career Batting Record																						
Year	Team	AVG	G	AB	R	H	2B	3B	HR	RBI	SH	SF	HP	BB	SO	SB	CS	OBP	SLG	E		
2011	GCL Red Sox	.500	1	4	0	2	0	0	0	2	0	0	0	0	0	1	0	.500	1.000	3		
2012	Lowell	.267	71	251	34	67	8	1	0	31	2	4	3	32	30	20	4	.352	.307	15		
2013	Greenville	.296	76	277	63	82	24	1	8	26	1	3	1	58	40	18	2	.418	.477	12		
	Salem	.341	51	185	30	63	12	3	7	39	1	1	1	23	17	20	2	.414	.551	6		
2014	BOSTON	.291	52	189	34	55	12	1	5	18	1	0	2	21	31	7	3	.368	.444	4		
	Portland	.355	54	214	56	76	18	3	6	34	0	3	1	35	20	22	3	.443	.551	4		
	Pawtucket	.335	45	185	31	62	12	2	5	31	0	0	0	26	30	11	4	.417	.503	1		
2015	BOSTON	.291	145	597	92	174	42	8	18	77	3	6	2	46	82	21	6	.341	.479	5		
	Portland	.500	1	4	1	2	0	0	1	1	0	0	0	0	0	0	0	.500	1.250	0		
2016	BOSTON	.318	158	672	122	214	42	5	31	113	0	7	2	49	80	26	4	.363	.534	1		
2017	BOSTON	.264	153	628	101	166	46	2	24	102	0	5	2	77	79	26	3	.344	.459	5		
2018	BOSTON	.346	136	520	129	180	47	5	32	80	0	5	8	81	91	30	6	.438	.640	1		
2019	BOSTON	.295	150	597	135	176	40	5	29	80	0	9	3	97	101	16	3	.391	.524	2		
2020	LOS ANGELES	.292	55	219	47	64	9	1	16	39	2	0	1	24	38	10	2	.368	.562	4		
2021	LOS ANGELES	.264	122	466	93	123	29	3	23	58	0	5	11	68	86	10	5	.367	.487	3		
2022	LOS ANGELES	.269	142	572	117	154	40	3	35	82	0	4	8	55	104	12	2	.340	.533	2		
Major League- 9 years		.293	1113	4460	870	1306	307	33	213	649	4	42	40	518	692	158	34	.368	.520	27		
Dodger Totals - 3 years		.271	319	1257	257	341	78	7	74	179	0	10	21	147	228	32	9	.355	.521	9		
Minor League-5 years		.316	299	1120	215	354	74	10	27	164	6	9	6	174	137	92	15	.408	.472	41		

Career Postseason Batting Record																						
Year	Team	AVG	G	AB	R	H	2B	3B	HR	RBI	SH	SF	HBP	BB	SO	SB	CS	OBP	SLG			
2016	ALDS: BOS vs. CLE	.200	3	10	1	2	1	0	0	0	0	0	0	2	1	0	0	.333	.300			
2017	ALDS: BOS vs. HOU	.313	4	16	2	5	2	0	0	0	0	0	0	1	4	1	0	.353	.438			
2018	ALDS: BOS vs. NYY	.188	4	16	3	5	1	0	0	2	0	0	0	3	4	0	0	.216	.250			
	ALCS: BOS vs. HOU	.217	5	23	5	5	2	0	0	1	0	0	1	1	2	0	0	.280	.304			
	WS: BOS vs. LAD	.217	5	23	5	5	1	0	1	1	0	0	0	3	6	1	0	.308	.391			
2020	NLWC: LAD vs. MIL	.429	2	7	1	3	3	0	0	3	0	0	0	1	3	0	0	.500	.857			
	NLDS: LAD vs. SD	.333	3	12	5	4	2	0	0	1	0	1	0	2	2	1	0	.400	.500			
	NLCS: LAD vs. ATL	.269	7	26	4	7	1	0	0	1	0	0	0	5	4	1	0	.387	.308			
	WS: LAD vs. TB	.269	6	26	5	7	2	0	2	3	0	0	0	2	7	4	0	.321	.577			
2021	NLDS: LAD vs. SF	.450	5	20	2	9	0	0	1	4	0	1	0	1	2	2	0	.455	.600			
	NLCS: LAD vs. ATL	.174	6	23	4	4	1	0	0	1	0	0	0	4	3	4	0	.296	.217			
2022	NLDS: :LAD vs. SD	.143	4	14	2	2	1	0	0	1	0	1	0	3	4	0	1	.278	.214			
Postseason Totals		.264	55	220	39	58	17	0	4	18	0	3	1	28	42	14	1	.345	.395			
LWC Totals		.429	2	7	1	3	3	0	0	3	0	0	0	1	3	0	0	.500	.857			
LDS Totals		.284	23	88	15	25	7	0	1	8	0	3	0	12	17	4	1	.359	.398			
LCS Totals		.222	18	72	13	16	4	0	0	3	10	0	1	10	9	5	0	.325	.278			
WS Totals		.245	11	49	10	12	3	0	3	4	0	0	0	5	13	5	0	.315	.490			

Career Single-Game Bests			
Most Hits:	5, August 26, 2016 vs. KC	Most Stolen Bases:	3, (2x), last, Sept. 16, 2020 vs. SD
Most RBI:	8 (2x), last, July 2, 2017 at TOR	Most Walks:	3 (10x), last, July 10, 2021 vs. ARI
Most Home Runs:	3 (6x), last, August 13, 2020 vs. SD	Longest Hitting Streak:	18 games, August 24 - September 13, 2015
Most Runs Scored:	5, April 10, 2018 vs. NYY	Grand Slams:	5, last: July 10, 2021 vs. ARI (A. Young)

Career Fielding Record							
Position	PCT	G	PO	A	E	TC	DP
Second Base	.972	30	40	66	3	109	17
Center Field	.989	223	526	15	6	547	4
Right Field	.991	871	1832	45	18	1895	10

Career Transactions

- June 7, 2011: Drafted by the Boston Red Sox in the 5th round of the 2011 amateur draft. Player signed August 15, 2011.
- February 10, 2020: Traded to the Los Angeles Dodgers along with LHP David Price for OF Alex Verdugo, C Connor Wong and IF Jeter Downs

Injured List

- July 29 - August 9, 2015 (concussion)
- June 1 - June 11, 2018 (left abdominal strain)
- July 25 - August 1, 2021 (right hip inflammation)
- August 11 - 26, 2021 (right hip inflammation)
- June 19 - July 3, 2022 (right rib fracture)



Phil BICKFORD

RHP | 52

@Dodgers

Bats: Right Throws: Right

Height: 6-4 Weight: 220

Opening Day Age: 27

Born: July 10, 1995 in Ventura, CA

Resides: Phoenix, AZ

Acquired: Claim off waivers on May 3, 2021 from Milwaukee

ML Service: 1.134

MLB Debut: September 1, 2020



Career Highlights

- * Local product from Newbury Park, CA looks to his fourth big league season and ninth overall professional season after cementing himself as a dependable bullpen reliever in 2022
- * Across 118 games over three Major League seasons, the righty has a 6-3 record with a save (four opportunities) and a 4.13 ERA (52 ER/113.1 IP)...has held hitters to a .223 average with 128 strikeouts and just 33 walks for a career 1.11 WHIP
- * Made his Major League debut on September 1, 2020 against Detroit as a Brewer, pitching 1.0 inning while giving up four earned runs on four hits with two strikeouts and two HBPs...had his contract selected earlier that day and struck out Grayson Greiner for his first big league punchout after hitting the first two batters he faced
- * Earned his first big league win on July 25, 2021 against Colorado, allowing just one hit over a scoreless frame...registered his first ML save earlier in the year on June 10 at Pittsburgh, striking out one when facing the minimum
- * Owns a 12-8 Minor League record across 91 games (37 starts) with one save (two opportunities)...has struck out 295 batters and issued 90 walks, keeping the opposition to a .220 average...has given up just 13 home runs over nine professional seasons
- * Selected by San Francisco in the first round (18th overall) of the First-Year Player Draft and signed by scout Chuck Fick...was previously selected tenth overall by Toronto in the 2013 First-Year Player Draft but did not sign

Year-By-Year

2022

- Secured a 2-1 record over a career-high 60 games at the Major League level, producing a 4.72 ERA (32 ER/61.0 IP) with 67 strikeouts against just 14 walks...owned a 1.10 WHIP
 - Pitched in six games for Triple-A Oklahoma City, obtaining a 9.00 ERA (5 ER/5.0 IP) while not factoring in any decisions...struck out six batters
 - His 60 outings were tied for fourth most on the team and allowed one run or less in 49 of those 60 appearances
 - Matched his career-high in innings pitched (2.0) four times: Aug. 2 vs. MIA, Sept. 2 vs. SD, Sept. 16 at SF, Sept. 20 vs. ARI...struck out a career-high four batters on Sept. 2 vs. SD in a scoreless relief appearance
 - Pitched well on the road, posting a 1-1 record and 3.12 ERA (12 ER/34.2 IP) and 0.98 WHIP with 39 punchouts, compared to a 1-0 mark with a 6.84 ERA (20 ER/26.1 IP) and 1.25 WHIP with 28 strikeouts at home
- Was even keeled before and after the All-Star break, registering a 5.04 ERA over 30.1 IP and a 4.40 ERA across 30.2 IP respectively...secured a win in each portion of the season...secured his two wins during the weekend: Sunday, July 10 vs. CHC and Saturday, Aug. 13 at KC...did not allow a hit with runners on the corners throughout the season...finished his season on the Injured List with right shoulder fatigue

2021

- Started the year with Milwaukee before getting claimed off waivers by the Dodgers on May 3
- With the Brewers, the righty pitched in just one contest on April 16 against Miami, allowing two earned runs on two hits (one home run) and a walk over one inning
- Appeared in five games for Triple-A Oklahoma City, going 1-0 with a 5.40 ERA (3 ER/5.0 IP) with 12 punchouts and zero issued walks from May 10 to May 21 before making his first appearance as a Dodger on May 23 at San Francisco, where he struck out one over 0.2 inning
- Garnered a 4-2 record and 2.50 ERA (14 ER/50.1 IP) in Dodger blue this year, striking out 59 batters while issuing just

18 free passes...produced a 1.03 WHIP and limited the opposition to a .190 average (34-for-179)

- Ranked amongst qualified Dodger pitchers in several categories: games (3rd, 56), strikeouts (7th, 59), and innings pitched (10th, 50.1)

- Earned his first Major League win on July 25 against Colorado, allowing just one hit over a scoreless frame... registered his first big league save earlier in the year on June 10 at Pittsburgh, striking out one when facing the minimum

- Pitched a career-high 2.0 innings on 6/16 against Philadelphia and 6/21 at San Diego, striking out a combined five hitters in 16 batters faced...also struck out a career-high three batters twice this season (6/21 at SD, 7/4 at WSH)

Was even-keeled in home and away games, limiting hitters to a .184 and .212 average respectively...posted great numbers both before and after the All-Star game, giving up seven earned runs on 15 hits before the Midsummer Classic while giving up nine earned runs on 21 hits after the game...pitched in bases loaded circumstances seven times this season and struck out four hitters during his combined 3.0 scoreless innings...gave up just seven hits with runners in scoring position across 28 games, posting a .140 batting average against

2020

- Spent majority of the season at the Alternate Training Site in Appleton, Wisconsin

- Made his Major League debut on September 1 against Detroit, pitching 1.0 inning and giving up four earned runs on four hits with two strikeouts and two HBPs...had his contract selected earlier that day

- First career strikeout was Grayson Greiner after hitting the first two batters he faced

- Was optioned back to the Alternate Training Site on September 3

2019

- Entered the season with a 2.48 ERA and one save in 20 relief appearance with Class-A Carolina

- Held opponents to a .197 batting average with 53 strikeouts in 32.2 innings

- Earned his first and only professional save on August 24 against Lynchburg

- Was named Brewers Minor League Pitcher of the Month for August/September after going 2-0 without allowing a run over nine appearances...allowed just five hits and struck out 28 with just three walks over 18.0 innings in that span

- Did not surrender a run over his last 14 appearances, covering 26.0 innings...opponents batted .108 (9-for-83)

2018

Spent the year with Class-A Carolina, recording a 0-0 record with a 4.67 ERA in 21 relief appearances...recorded 41 strikeouts in 34.2 innings

2017

- Started the season as the eighth-best prospect in the Brewers organization according to Baseball America

- Made just six appearances (five starts) at Rookie Arizona, going 1-0 with a 2.12 ERA...held opponents to a .215 batting average and struck out 16 in 17.0 innings

- Was on Class-A Carolina's injured list from May 29 to August 2 with a broken right hand...suffered the injury after being hit by a line drive while throwing live batting practice in extended Spring Training in Maryvale

- Began the season on the restricted list while serving a 50-game suspension for his second positive test

2016

- Entered the season as the third-best prospect in the Giants organization according to Baseball America

- Produced a 7-7 record with a 2.93 ERA in 23 games (22 starts) between Class-A Augusta (Giants), Class-A San Jose (Giants) and Class-A Brevard County (Brewers)

- Held opponents to a .219 batting average with 135 strikeouts in 120.0 innings

- Was traded by San Francisco to Milwaukee, along with catcher Andrew Susac, in exchange for LHP Will Smith on August 1

- Was suspended for 50 games on December 9 for violating the Minor League Drug Prevention and Treatment Program...had a second positive test for a drug of abuse (the first came in 2015 prior to the First-Year Player Draft)

2015

- Went 0-1 with a 2.01 ERA in 10 starts with the Rookie Arizona Giants

- Held opponents to a .169 batting average with 32 strikeouts in 22.2 innings

Personal

Phillip Roger Bickford...born on July 10, 1995 in Newbury Park, CA to parents David and Barbara...attended Cal State Fullerton as a freshman before transferring his sophomore season to College of Southern Nevada...was a 2015 Golden Spikes Award semifinalist as he went 9-1 with a 1.45 ERA in 16 starts, striking out 166 batters in 86.2 innings at Southern Nevada...received Russ Ford Award as the most outstanding relief pitcher and the Robert A. McNeese Award as the top prospect in the 2014 Cape Cod League...graduated from Oaks Christian High School (CA) where he led the Lions to the CIF Southern Section Division IV championship.

Career Pitching Record

Year	Team	W-L	ERA	G	GS	CG	SHO	SV	IP	H	R	ER	HR	HB	BB	SO	WP	BK	AVG
2015	AZL Giants	0-1	2.01	10	10	0	0	0	22.1	13	5	5	0	1	6	32	2	0	.169
2016	Augusta	3-4	2.70	11	11	1	0	0	60.0	49	23	18	2	2	15	69	4	0	.220
	San Jose	2-2	2.73	6	6	1	0	0	33.0	21	10	10	3	2	12	36	1	0	.186
	Brevard Co.	2-1	3.67	6	5	0	0	0	27.0	26	12	11	1	2	15	30	2	0	.252
2017	AZL Brewers	1-0	2.12	6	5	0	0	0	17.0	14	5	4	0	2	10	16	2	0	.215
2018	Carolina	0-0	4.67	21	0	0	0	0	34.2	37	21	18	3	3	18	41	5	0	.276
2019	Carolina	3-0	2.48	20	0	0	0	1	32.2	23	9	9	2	1	11	53	1	0	.197
2020	MILWAUKEE	0-0	36.00	1	0	0	0	0	1.0	4	4	4	0	2	0	2	1	0	.571
2021	Oklahoma City	1-0	5.40	5	0	0	0	0	5.0	5	3	3	0	0	0	12	0	0	.238
	LOS ANGELES	4-2	2.50	56	0	0	0	1	50.1	34	16	14	6	2	18	59	0	0	.190
	MILWAUKEE	0-0	18.00	1	0	0	0	0	1.0	2	2	2	1	1	1	0	0	0	.500
2022	LOS ANGELES	2-1	4.72	60	0	0	0	0	61.0	53	33	32	12	2	14	67	0	0	.233
	Oklahoma City	0-0	9.00	6	0	0	0	0	5.0	4	5	5	2	0	3	6	0	0	.222
Major League - 3 years		6-3	4.13	118	0	0	0	1	113.1	93	55	52	19	7	33	128	1	0	.223
Los Angeles - 2 years		6-3	3.72	116	0	0	0	1	111.1	87	49	46	18	4	32	126	0	0	.223
Minor League - 7 years		12-8	3.16	91	37	2	0	1	236.2	192	93	83	13	13	90	295	17	0	.220

Career Postseason Pitching Record

Year	Team	W-L	ERA	G	GS	CG	SHO	SV	IP	H	R	ER	HR	HB	BB	SO	WP	BK
2021	NLDS: LAD vs. SF	0-0	0.00	3	0	0	0	0	2.1	1	0	0	0	0	0	0	0	0
	NLCS: LAD vs. ATL	0-0	0.00	3	0	0	0	0	3.2	3	0	0	0	0	0	4	0	0
Postseason Totals		0-0	0.00	6	0	0	0	0	6.0	4	0	0	0	0	0	4	0	0
LDS Totals		0-0	0.00	3	0	0	0	0	2.1	1	0	0	0	0	0	0	0	0
LCS Totals		0-0	0.00	3	0	0	0	0	3.2	3	0	0	0	0	0	4	0	0

Career Single-Game Bests

Low-Hit Complete Game:	---	Most Strikeouts:	4, Sept. 2, 2022 vs. SD
Most Innings Pitched Starter:	---	Most Walks:	2, (7x), last, Aug. 26, 2022 at MIA
Most Innings Pitched Reliever:	2.0, (6x), last, Sept. 20, 2022 at ARI	Longest Winning Streak:	3 games, July 25 - Sept. 1, 2021
Most Earned Runs Allowed:	4, (2x), last, June 23, 2022 at CIN	Longest Losing Streak:	1, (2x), last, Sept. 9, 2021

Career Fielding Record

Position	PCT	G	PO	A	E	TC	DP
Pitcher	1.000	118	3	4	0	7	1

Career Transactions

- June 6, 2013: Drafted by the Toronto Blue Jays in the 1st round (10th pick) of the 2013 amateur draft, but did not sign.
- June 8, 2015: Drafted by the San Francisco Giants in the 1st round (18th pick) of the 2015 amateur draft. Player signed June 26, 2015.
- August 1, 2016: Traded by the San Francisco Giants with Andrew Susac to the Milwaukee Brewers for Will Smith.
- May 3, 2021: Selected off waivers by the Los Angeles Dodgers from the Milwaukee Brewers.

Injured List

- No injuries at the Major League Level



Justin BRUIHL

LHP | 63

@justinbruihl

Bats: Left **Throws:** Left

Height: 6-2 **Weight:** 215

Opening Day Age: 25

Born: June 26, 1997 in Petaluma, CA

Resides: Petaluma, CA

Acquired: Signed as a non-drafted free agent on July 15, 2017

ML Service: 0.146

MLB Debut: August 8, 2021



Career Highlights

- * The 25-year-old southpaw enters his fourth professional season and third Major League season with the Dodgers holding a 1-2 big league record across 45 appearances (two starts) with 24 strikeouts and a 1.13 WHIP
- * Holds a 17-3 career record in the minors with a 3.69 ERA (58 ER/141.1 IP) across 97 games (two starts)...recorded three saves and 169 strikeouts
- * Recorded first big league win on May 26, 2022 vs. Arizona, allowing two hits through 1.0 inning...later earned his first Major League save on Sept. 18 vs. San Francisco, securing the team's 101st win of the season
- * Made his Major League debut against the Angels on August 8, 2021, tossing 1.2 scoreless frames with two punchouts and one walk...sat down Brandon Marsh for his first ML strikeout
- * Rapidly climbed through Double-A and Triple-A ball during the 2021 season, spending eight games with Tulsa and 18 games with Oklahoma City...combined for a perfect 4-0 record over 26 games paired with a 2.63 ERA (11 ER/37.2 IP) and 50 strikeouts against just ten walks
- * Appeared in three postseason games, all against the Atlanta Braves, firing 2.0 scoreless frames and allowing just one hit with five strikeouts
- * Split the 2018 and 2019 seasons between Single-A Ogden, Single-A Great Lakes, and Single-A Rancho Cucamonga, posting a 10-2 record across 46 games...struck out 95 batters and limited the opposition to a .216 batting average
- * Was signed as a non-drafted free agent by the Dodgers on June 15, 2017 out of Cal Poly San Luis Obispo

Year-By-Year

2022

- Spent 2022 going back and forth between Triple-A Oklahoma City and the big stage in Los Angeles
 - Finished his Triple-A stint with a 3-1 record and 3.56 ERA (12 ER/30.1 IP), giving up 32 hits, 15 runs, and two home runs in 25 games (one start)...limited batters to .264 average
 - Struck out 24 of 144 batters faced against 20 walks with Oklahoma City in 30.1 innings pitched
 - Secured first career Major League win against the Arizona Diamondbacks on May 26...spun one inning and gave up two hits
 - Garnered his first Major League save against San Francisco on Sept. 18...resulted in the Dodgers' 101st win of the season
 - Ended his MLB season with a 1-1 record and a save paired with a 3.80 ERA (10 ER/23.2 IP), three holds, and 13 strikeouts across 24 games...gave up 22 hits, 11 runs, and four homers
- Did not allow a run in any of his wins this season in Triple-A and MLB...made his Major League season debut on April 10...struck out one batter and walked another in 1.0 inning

2021

- Split the campaign between Double-A Tulsa and Triple-A Oklahoma City before having his contract selected on August 8 for the big leagues
- Made his Major League debut against the Angels on August 8, 2021, tossing 1.2 scoreless frames with two punchouts and one walk...sat down Brandon Marsh for his first ML strikeout
- Pitched in three postseason games, all against the Atlanta Braves, firing 2.0 scoreless frames and allowing just one hit with five strikeouts

- Appeared in 18 games for Triple-A Oklahoma City, delivering a perfect 3-0 record with three holds...registered a 3.57 ERA (9 ER/22.2 IP) with a 1.29 WHIP
- Limited the opposition to a .259 average, striking out 30 batters and walking just seven
- Started the season with Double-A Tulsa, pitching in eight games for a 1-0 record and a 1.20 ERA (2 ER/15.0 IP)... southpaw struck out 20 batters and walked just three over 54 total batters
- Tabbed a 12.00 strikeout-per-nine innings mark with Tulsa with a 0.67 WHIP

Pitched a ML career high of two shutout innings on Sept. 5 against the Giants...did not give up a run in his 9.0 innings during day games in the Majors...kept batters limited to a .190 with one out...was tough against lefties, limiting hitters to a .150 average...did not register a wild pitch across his 363 pitches with Oklahoma City...faced 94 batters during his stint, striking out 30 batters for a 11.91 strikeout-per-nine innings mark...started his first game of the year on July 15, striking out two over a scoreless frame...kept the opposition to a .140/.204/.280 slashline while with Double-A Tulsa... registered his lowest pitches per plate appearance with a single team at 3.796...kept righties to a .167 average and lefties to a .100 average

2020

- Did not participate in the 2020 season after the minor league season was cancelled

2019

- Appeared in four games for Advanced-A Rancho Cucamonga, garnering a 3.68 ERA (3 ER/7.1 IP) over four games... kept the opposition to a .179 batting average
- Spent majority of his time with Low-A Great Lakes, producing a 4-0 record across 21 appearances for a 0.79 ERA (3 ER/34.1 IP)...struck out 42 batters and walked just eight
- Earned two saves in three save opportunities, registering both with Low-A Great Lakes against the Dayton Dragons on July 24 and July 26...struck out two batters and walked two over nine at-bats

In his four wins with the Loons, the lefty tossed a minimum of five outs in each appearance...pitched in two postseason games for Great Lakes, allowing just two earned runs over 5.0 innings with three strikeouts

2018

- Made 21 appearances for Single-A Ogden Raptors, producing a 5-2 record paired with a 8.24 ERA (29 ER/31.2 IP)... struck out 44 batters and walked 24
- Earned his first career save on August 28 against the Orem Owlz...struck out four over 2.0 innings while allowing an earned run on two hits

Garnered a 12.5 strikeout-per-nine inning mark tagged with a .714 winning percentage...proved to be a tough pitcher to homer off, giving up just one longball over 159 batters faced

Personal

Justin Bruhl...born on June 26, 1997 in Petaluma, CA...attended Casa Grande High School (CA), where he was a North Bay League honorable mention...high school team reached the quarterfinal round of the CIF-North Coast Section Division 2 playoffs...pitched at Cal Poly San Luis Obispo in 2016...father, Gene, is a professional bowler and owns a pro bowling shop in Livermore, CA...was signed as a non-drafted free agent on July 15, 2017 by the Dodgers

Career Pitching Record

Year	Team	W-L	ERA	G	GS	CG	SHO	SV	IP	H	R	ER	HR	HB	BB	SO	WP	BK	AVG
22018	Ogden	5-2	8.24	21	0	0	0	1	31.2	33	32	29	1	1	24	44	14	0	.246
2019	Great Lakes	4-0	0.79	21	0	0	0	2	34.1	23	5	3	0	2	8	42	5	0	.187
	Rancho Cucamonga	1-0	3.68	4	0	0	0	0	7.1	5	3	3	0	0	1	9	1	0	.179
2021	Tulsa	1-0	1.20	8	0	0	0	0	15.0	7	2	2	1	1	3	20	1	0	.140
	Oklahoma City	3-0	3.57	18	1	0	0	0	22.2	22	11	9	2	1	7	30	0	0	.259
	LOS ANGELES	0-1	2.89	21	2	0	0	0	18.2	13	7	6	1	1	7	11	3	0	.203
2022	LOS ANGELES	1-1	3.80	24	0	0	0	1	23.1	22	11	10	4	3	6	13	0	0	.253
	Oklahoma City	3-1	3.56	25	1	0	0	0	30.1	32	15	12	2	2	20	24	1	0	.264
Major League - 2 years		1-2	3.40	45	2	0	0	1	42.1	35	18	16	5	4	13	24	3	0	.232
Los Angeles -2 years		1-2	3.40	45	2	0	0	1	42.1	35	18	16	5	4	13	24	3	0	.232
Minor League- 4 years		17-3	3.69	97	1	0	0	3	141.1	122	68	58	6	7	63	169	22	0	.226

Career Postseason Pitching Record

Year	Team	W-L	ERA	G	GS	CG	SHO	SV	IP	H	R	ER	HR	HB	BB	SO	WP	BK
2021	NLCS: LAD vs. ATL	0-0	0.00	3	0	0	0	0	2.0	1	0	0	0	0	0	5	0	0
	Postseason Totals	0-0	0.00	3	0	0	0	0	2.0	1	0	0	0	0	0	5	0	0
	LCS Totals	0-0	0.00	3	0	0	0	0	2.0	1	0	0	0	0	0	5	0	0

Career Single-Game Bests

Low-Hit Complete Game:	---	Most Strikeouts:	3, April 17, 2022 vs. CIN
Most Innings Pitched Starter:	1.2, August 16, 2021 vs. PIT	Most Walks:	2, August 13, 2021 at NYM
Most Innings Pitched Reliever:	2.0, (3x), last, Sept. 5, 2022 vs. SF	Longest Winning Streak:	1, May 26, 2022 - current
Most Earned Runs Allowed:	3, (2x), last, June 10, 2022 at SF	Longest Losing Streak:	2, Sept. 22, 2021 - April 23, 2022

Career Fielding Record

Position	PCT	G	PO	A	E	TC	DP
Pitcher	.900	45	2	7	1	10	0

Career Transactions

• Signed as a non-drafted free agent on July 15, 2017

Injured List

• No injuries at the Major League Level



Walker BUEHLER

RHP | 21

@buehlersdayoff21

Bats: Right **Throws:** Right

Height: 6-2 **Weight:** 185

Opening Day Age: 28

Born: July 28, 1994 in Lexington, KY

Resides: Lexington, KY

Acquired: Drafted in the 1st round (24th overall) of the 2015 First Year Player Draft from Vanderbilt University

ML Service: 3.168

MLB Debut: September 7, 2017



Career Highlights

- * The two-time All-Star enters his seventh MLB season after posting a 46-16 record with a 3.02 ERA and a 1.04 WHIP in 115 career games (106 starts)
- * Has held opponents to a .206/.263/.340 career slashline with a 1.00 WHIP...since 2017, ranks seventh among pitchers (min. 350.0 IP) with a .616 opponents' OPS
- * Helped lead the Dodgers to their 2020 World Championship, going 2-0 with a 1.80 ERA (5 ER/25.0 IP) in five Postseason starts...limited opponents to a .196 batting average (18-for-92) with 39 strikeouts in 25.0 innings
- * Has solidified his reputation as a big game pitcher with a 3-3 record and a 2.94 ERA (26 ER/79.2 IP) in 15 postseason starts, limiting hitters to a .209 batting average, posting a 1.15 WHIP and averaging 11.4 strikeouts per 9.0 innings...has allowed just one run in 13.0 innings in two World Series starts (0.69 ERA)...all time among pitchers with 60.0 or more Postseason innings, ranks 12th in ERA, fourth in opponents' average and 10th in WHIP
- * Spun his first career complete game shut-out on April 25, 2022 at Arizona, striking out ten while allowing just three hits...was his first complete game since Aug. 3, 2019 against San Diego, where he allowed one run on five hits while striking out 15 batters without issuing a walk on 110 pitches...first complete game was against the Rockies on June 21, 2019, allowing only two earned runs on three hits, while establishing career highs in strikeouts (16) and total pitches (111)
- * Was named to his second All-Star team in 2021 (also, 2019) as a replacement player...was also named to his first All-MLB team in 2021 after finishing the season with a 16-4 record and a 2.47 ERA (57 ER/207.2 IP)
- * Started the first combined no-hitter in Dodger history, walking three and striking out eight in 6.0 innings (93 pitches) in a 4-0 win over the Padres on May 4, 2018 in Monterrey, Mexico...Tony Cingrani, Yimi Garcia and Adam Liberatore fired the final 3.0 innings...it was the 23rd no-hitter in Dodger franchise history and the 13th since moving to Los Angeles
- * Made his first career big league start on April 23, 2018 against Miami at Dodger Stadium and did not factor into the decision after throwing 5.0 scoreless innings and striking out five batters
- * Recorded his first Major League win on Sept. 21, 2017 at Philadelphia, tossing a scoreless inning of relief with two strikeouts
- * Selected as the 2017 Dodgers Branch Rickey Minor League Pitcher of the Year after going 3-3 with one save and posting a 3.35 ERA in 28 combined games (19 starts) with Single-A Rancho Cucamonga, Double-A Tulsa and Triple-A Oklahoma City
- * Selected by the Dodgers in the first round (24th overall) of the 2015 First-Year Player Draft out of Vanderbilt University

Year-By-Year

2022

- Produced a 6-3 record across 12 starts with a 4.02 ERA (29 ER/65.0 IP) before being placed on the Injured List on June 11 for the remainder of the season
- Spun his first career complete game shut-out on April 25 at Arizona, striking out ten while allowing just three hits...was his first complete game since Aug. 3, 2019 against SD

- Was most successful on the road, posting a 4-1 record across five starts for 2.32 ERA (8 ER/31.0 IP) with 30 strikeouts against just six walks

- Totaled a perfect record in May at 4-0 over six starts, striking out 28 batters and walking just nine... limited hitters to a .279 average for a 3.71 ERA (14/34.0 IP)

- Was tied for second in the National League in wins (6), was one of two NL pitchers to toss a complete game shutout, and was one of five NL pitchers to pitch a complete game before being placed on the Injured List

- Tabbed as the Dodgers' Opening Day starter for the first time in his career...tossed 5.0 innings of two-run ball, allowing four hits and striking out five as he recorded his first win

Notched three quality starts in 12 games...fired 5.0+ IP in 10 of his 12 starts, averaging 4.2 strikeouts a game...notched double-digit strikeouts in just one game this season on April 25 at ARI...limited right-handed hitters to a .252 average (28-for-111) and left-handed hitters to a .271 average (39-for-144)...had yet to allow a hit in bases loaded situations before being placed on the Injured List...dominated his outings vs. ARI, going 2-0 with a complete game shutout with a 1.29 ERA (2 ER/14.0 IP) with 14 strikeouts

2021

- * Had a stellar year, posting a 16-4 record across 33 starts with a 2.47 ERA (57 ER/207.2 IP)...struck out 212 batters against just 52 walks and produced a 0.96 WHIP

- * Fared well against both lefties and righties, limiting each to a .201/.267/.329 and .198/.245/.330 slashline respectively

- * Ranked amongst the best in the National League in multiple categories: ERA (3rd, 2.47), wins (3rd, 16), strikeouts (7th, 212), games started (T-1, 33), innings pitched (2nd, 207.2), opponents' average (2nd, .199), WHIP (4th, 0.97), and winning percentage (2nd, .800)

- * Finished the season with strong numbers across the board, leading the team in ERA (2.47), games started (33), innings pitched (207.2), WHIP (0.97), strikeouts (212), and opponents' batting average (.199)

- * Finished fourth in Cy Young voting with 70 points, just behind Max Scherzer

- * Named to his second All-Star team as a replacement player...did not make an appearance in the Mid-Summer Classic

- * Earned his first All-MLB Team distinction (first-team), joining his teammates Max Scherzer (first-team), Trea Turner (second-team), Julio Urías (second-team), and Kenley Jansen (second-team)

- * Claimed his first NL Pitcher of the Month distinction for the month of July, after posting a perfect 3-0 record over five starts with a 1.67 ERA, 38 strikeouts, and nine walks...did not allow a home run in that span

- * Picked up career highs in wins (16), ERA (2.47), games (33), and innings pitched (207.2)...tossed 200+ strikeouts for the second time in his career (2019: 215)

- * Pitched in his fourth Postseason, going 0-2 over four starts with a 4.91 ERA (12 ER/18.1 IP)...struck out 18 batters and walked nine

Was a solid performer at home, going 11-2 over 19 starts for a 2.05 ERA (28 ER/123.0 IP) with 130 strikeouts...tossed 7.0+ innings 14 times this year, including 7.2 frames on August 20 against the Mets...struck out double digit batters four times, registering wins in two of those starts...fared well before the All-Star break, posting a 9-1 record over 18 games with a 2.36 ERA (30 ER/114.1 IP)...went undefeated on Saturdays, posting a perfect 5-0 mark across seven games...smashed his first career double on June 2 against St. Louis, earning his first career multi-RBI games, and later collected his second double just one month later on July 5 at Miami...committed just his second fielding error of his career in his start against the Padres on April 16

2020

- * Went 1-0 with a 3.44 ERA in eight starts during the 60-game season, holding opponents to a .178 batting average with a 0.95 WHIP...struck out 42 against 11 walks in 36.2 innings

- * Limited to just 36.2 innings in the regular season due to two IL stints caused by blisters (Aug. 26-Sept. 2; Sept. 10-24)

- * Helped lead the Dodgers to their 2020 World Championship, going 2-0 with a 1.80 ERA (5 ER/25.0 IP) in five Postseason starts...limited opponents to a .196 batting average (18-for-92) with 39 strikeouts in 25.0 Postseason innings

- * Tossed 6.0 innings of one-run ball to pick up the win in World Series Game 3 over the Rays (Dodgers 6-2 win), striking out 10, allowing just three hits and walking one...became the first pitcher in World Series history to strike out 10 while not pitching more than 6.0 innings

2019

- * Finished the season going 13-4 with a 3.24 ERA (64 ER/177.1 IP) in a career-high 30 starts, limiting opponents to a .223 average while posting a 1.04 WHIP

- * Led the National League in winning percentage (.778) and complete games (2) and ranked among leaders in wins (T-6th), WHIP (6th, 1.04), strikeout-to-walk ratio (3rd, 5.81), walks per 9.0 innings (6th, 1.83), ERA (9th) and strikeouts per 9.0 innings (7th, 10.51)

- * Struck out 200 batters for the first time in his career, leading Dodger pitchers with 215 strikeouts and ranking 10th in the NL in that category

Buehler's five games with double-digit strikeouts and no walks were the most in the National League and only second to Justin Verlander (6) and Gerritt Cole (7) in the Major Leagues... according to STATS, his five such games are the most by any MLB pitcher 25 or younger in a season in the live-ball era (since 1920)... joined Pedro Martinez and Doc Gooden as the only MLB pitchers with multiple starts of 15 strikeouts and no walks in the same season (June 21 vs. Colorado and August 3 vs. San Diego)...had success against batters on both sides of the plate, holding left-handed hitters to a .218 average (74-for-339) and righties to a .226 mark (74-for-327)...was selected to his first All-Star Game after going 8-1 with a 3.46 ERA while posting a 0.99 WHIP in 17 first half starts...made two NLDS starts against the Nationals, allowing only one earned run in 12.2 innings of work, striking out 15 batters against six walks while posting a 0.87 WHIP

2018

* Finished third in the Rookie of Year voting, going 8-5 with a 2.62 ERA (40 ER/137.1 IP) in 24 games (23 starts)...struck out 151 batters against just 37 walks and limited hitters to a .193 average

* Made his first career big league start on April 23 against Miami at Dodger Stadium after being recalled from Triple-A Oklahoma City

* Pitched in Game 163 against the Rockies and recorded the win to help the Dodgers secure their sixth straight NL West Title, after allowing just one hit and striking out three over 6.2 scoreless innings

* Made four Postseason starts (0-1), posting a 3.80 ERA (10 ER/23.2 IP), while limiting opponents to a .190 average and posting a 0.85 WHIP...struck out 29 batters against only four walks

* His eight strikeouts in 7.0 innings of Game 3 of the NLCS against the Brewers were the second-most in an NLCS start by a rookie in Dodger history, trailing just Tim Belcher, who struck out 10 in Game 2 of the 1988 NLCS vs. the Mets...his 7.0 innings pitched tied Belcher (1988 Game 5) and teammate Hyun-Jin Ryu (2013 Game 3) for the third-longest LCS start by a Dodger rookie, behind Fernando Valenzuela (8.2 IP, 1981 Game 5) and Belcher (8.1 IP, 1988 Game 2)

* Became just the second rookie in MLB history to start Game 7 of an LCS (Oct. 20 at MIL), joining Boston's Daisuke Matsuzaka (2007 ALCS against Cleveland)

* Started Game 3 of the World Series for the Dodgers, logging 7.0 shutout innings while allowing two hits and striking out seven batters without issuing a walk in a no-decision...became the third pitcher in World Series history to log those numbers or better in a Fall Classic contest, joining Roger Clemens (2000) and Don Larsen (1956)...Buehler is the first pitcher younger than 25 years old to accomplish the feat in any Postseason game

As a starter, went 8-4 with a 2.31 ERA (35 ER/136.1 IP), a .185 opponents' batting average and a 0.92 WHIP...ranked among the best starters in the big leagues (min. 125 IP) in ERA (5th), opponents' batting average (3rd), opponents' OBP (.249, 5th), opponents' SLG (.282, 2nd), opponents' OPS (.531, 2nd), WHIP (5th), hits per nine innings (5.94, 3rd) and home runs per nine innings (0.73, 9th)...also ranked among NL starters in strikeout-to-walk ratio (4.08, 8th) and strikeouts per nine innings (9.90, 12th)...finished the season with the lowest WHIP (0.92) among rookie pitchers with 20 or more starts since 1913, and the second lowest opponents' OBP (.249), behind just Dick Hughes' .248 mark in 1967 with the Cardinals... his .185 opponents' batting average also ranked the fourth lowest, while his .531 opponents' OPS was the fifth lowest...was dominant in the second half of the season, going 4-3 with a 2.03 ERA (18 ER/80.0 IP) and holding opposing hitters to a .165/.242/.266 slashline, while striking out 92 batters against just 24 walks in 13 starts...among starters with 10 or more starts since the All-Star break, he finished with the second best opponent's batting average in the big leagues, while ranking among the best in WHIP (0.88, 4th), ERA (5th) and strikeouts (T-10th)...in 13 games (12 starts) at home, he put up a 4-3 record with a 1.93 ERA (16 ER/74.2 IP) and held hitters to a .174 average...among starters with 10 or more starts at home, his 0.83 WHIP was the best in the Majors, while his ERA (1.93 ERA, 8th) and opponents' batting average (.174, 3rd) ranked among the best in the big leagues...was named to Baseball America's 2018 All-Rookie Team

2017

* Saw his first big league action in just his second professional season and made eight relief appearances going 1-0 with a 7.71 ERA (8 ER/9.1 IP)

* In the Majors, he struck out 12 against eight walks in 9.1 innings...held left-handed hitters to a .188 average and limited the opposition to a .182 mark with runners in scoring position

* Had his contract selected from Triple-A Oklahoma City on Sept. 6 and made his big league debut the next day (Sept. 7), tossing 2.0 scoreless innings of relief with two strikeouts against the Rockies

Recorded his first Major League win on Sept. 21, 2017 at Philadelphia, tossing a scoreless inning of relief with two strikeouts in the Dodgers' 5-4 victory...selected as the Dodgers Branch Rickey Minor League Pitcher of the Year after going 3-3 with one save and posting a 3.35 ERA (33 ER/88.2 IP) in 28 combined games (19 starts) with Advanced-A Rancho Cucamonga, Double-A Tulsa and Triple-A Oklahoma City...rated by MLB.com as the Dodgers' No. 1 prospect and was rated by Baseball America as the 17th best overall prospect in baseball...in the minors, held hitters to a combined .208 average, while striking out 125 batters against just 31 walks in 88.2 innings...named Texas League Pitcher of the Week in the week ending July 2 and was selected as MiLB.com Organizational All-Star

2016

Spent his first professional season with Rookie-Level AZL Dodgers, where he appeared in one game...he threw 2.0 scoreless innings with three punchouts, recording one win...graduated to Single-A Great Lakes on August 28, pitching in two games (one start) over 3.0 innings, striking out three batters against three walks.

PERSONAL

Walker Anthony Buehler...married longtime girlfriend McKenzie in 2021... played college ball at Vanderbilt University and was a member of the 2014 College World Series championship team...pitched against UC Irvine in the College World Series where he tossed 5.1 hitless innings with seven strikeouts to earn the win...as a freshman in 2013 he earned a spot on the SEC First-Year Academic Honor Roll...graduated from Henry Clay (KY) High School...was named a two-time Kentucky All-State and two-time All-City team member and had his jersey retired at the high school...owns the single-season strikeout record at Henry Clay HS with 98 strikeouts over 66.0 innings...hosts a charity golf tournament in Lexington, KY every year to benefit the Kids Cancer Alliance...drafted by the Pirates in the 14th round of the 2012 First-Year Player Draft out of Henry Clay HS but did not sign...selected by the Dodgers in the first round (24th overall pick) of the 2015 First-Year Player Draft from Vanderbilt University and was signed by scout Marty Lamb

Career Pitching Record

Year	Team	W-L	ERA	G	GS	CG	SHO	SV	IP	H	R	ER	HR	HB	BB	SO	WP	BK	AVG
2016	Great Lakes	0-0	0.00	2	1	0	0	0	3.0	0	0	0	0	1	3	3	0	0	.000
	AZL Dodgers	1-0	0.00	1	0	0	0	0	2.0	0	0	0	0	0	0	3	0	0	.000
2017	LOS ANGELES	1-0	7.71	8	0	0	0	0	9.1	11	8	8	2	0	8	12	1	0	.306
	Oklahoma City	1-1	4.63	12	3	0	0	1	23.1	19	12	12	1	0	11	34	3	1	.216
	Tulsa	2-2	3.49	11	11	0	0	0	49.0	40	19	19	5	0	15	64	1	0	.225
2018	Rancho Cucamonga	0-0	1.10	5	5	0	0	0	16.1	8	3	2	0	1	5	27	0	0	.143
	LOS ANGELES	8-5	2.62	24	23	0	0	0	137.1	95	43	40	12	6	37	151	4	0	.193
	Oklahoma City	1-0	2.08	3	3	0	0	0	13.0	10	4	3	0	1	4	16	1	0	.204
	Rancho Cucamonga	0-0	3.00	1	1	0	0	0	3.0	2	1	1	0	0	1	5	0	0	.182
2019	LOS ANGELES	14-4	3.26	30	30	2	0	0	182.1	153	77	66	20	7	37	215	4	0	.223
2020	LOS ANGELES	1-0	3.44	8	8	0	0	0	36.2	24	18	14	7	1	11	42	4	0	.178
2021	LOS ANGELES	16-4	2.47	33	33	0	0	0	207.2	149	61	57	19	6	52	212	5	0	.199
2022	LOS ANGELES	6-3	4.02	12	12	1	1	0	65.0	67	30	29	8	2	17	58	1	0	.263
Major League - 6 years		46-16	3.02	115	106	3	1	0	638.1	499	237	214	68	22	162	690	19	0	.212
Dodger Totals - 6 years		46-16	3.02	115	106	3	1	0	638.1	499	237	214	68	22	162	690	19	0	.212
Minor League - 3 years		5-3	3.04	35	24	0	0	1	109.2	79	39	37	6	3	39	152	5	1	.199

Career Postseason Pitching Record

Year	Team	W-L	ERA	G	GS	CG	SHO	SV	IP	H	R	ER	HR	HBP	BB	SO	WP	BK	
2018	NLDS: LAD vs. ATL	0-0	9.00	1	1	0	0	0	5.0	2	5	5	1	0	3	7	0	0	
	NLCS: LAD vs. MIL	0-1	3.86	2	2	0	0	0	11.2	12	5	5	2	0	1	15	1	0	
	WS: LAD vs. BOS	0-0	0.00	1	1	0	0	0	7.0	2	0	0	0	0	0	7	0	0	
2019	NLDS: LAD vs. WAS	1-0	0.71	2	2	0	0	0	12.2	5	1	1	0	1	6	15	0	0	
	2020	NLWC: LAD vs. MIL	0-0	4.50	1	1	0	0	0	4.0	3	2	2	1	0	2	8	0	0
	NLDS: LAD vs. SD	0-0	2.25	1	1	0	0	0	4.0	2	1	1	0	0	4	8	0	0	
2021	NLCS: LAD vs. ATL	1-0	0.82	2	2	0	0	0	11.0	10	1	1	1	0	5	13	1	0	
	WS: LAD vs. TB	1-0	1.50	1	1	0	0	0	6.0	3	1	1	0	0	1	10	0	0	
	2021	NLDS: LAD vs. SF	0-1	3.38	2	2	0	0	0	10.2	9	4	4	2	0	3	9	0	0
	NLCS: LAD vs. ATL	0-1	7.04	2	2	0	0	0	7.2	13	8	6	1	0	6	9	0	0	
Postseason Totals		3-3	2.95	15	15	0	0	0	79.2	61	28	26	8	1	31	101	2	0	
WC Totals		0-0	4.50	1	1	0	0	0	4.0	3	2	2	1	0	2	8	0	0	
LDS Totals		1-1	3.06	6	6	0	0	0	32.1	18	11	11	3	1	16	39	0	0	
LCS Totals		1-2	3.56	6	6	0	0	0	30.1	35	14	12	4	0	12	37	2	0	
WS Totals		1-0	0.69	2	2	0	0	0	13.0	5	1	1	0	0	1	17	0	0	

Career Single-Game Bests

Low-Hit Complete Game:	3, June 21, 2019 vs. COL	Most Strikeouts:	16, June 21, 2019 vs. COL
Most Innings Pitched Starter:	9.0 (2x), last: August 3, 2019 vs. SD	Most Walks:	4, (4x), last, August 8, 2021 vs. LAA
Most Innings Pitched Reliever:	2.0 (2x), last: Sept. 29, 2017 at COL	Longest Winning Streak:	9 games, Sept. 27, 2019 - June 19, 2021
Most Earned Runs Allowed:	7, June 27, 2019 at COL	Longest Losing Streak:	3 games, June 28- July 31, 2018

Career Fielding Record

Position	PCT	G	PO	A	E	TC	DP
Pitcher	.980	31	68	2	101	3	0

Career Transactions

- June 8, 2015: Drafted by the Los Angeles Dodgers in the 1st round (24th pick) of the 2015 amateur draft. Player signed July 17, 2015.

Injured List

- June 12 - July 13, 2018 (right rib microfracture)
- August 23 - Sept. 2, 2020 (right hand blister)
- Sept. 9 - Sept. 24, 2020 (right hand blister)
- June 11, 2022 - November 9, 2022 (Tommy John surgery)



Michael BUSCH

IF | 83

@lil_busch

Bats: Left **Throws:** Right

Height: 6-1 **Weight:** 207

Opening Day Age: 25

Born: November 9, 1997 in Inner Grove Heights, MN

Resides: Inner Heights, MN

Drafted in the first round of the 2019 First-Year Player Draft



Career Highlights

- * The 25-year-old utility player enters his fourth season with the Dodger organization with a career slashline of .267/.374/.493 with a .867 OPS in 259 minor league games
- * Across four minor league levels, the Minnesota native has totaled 207 runs, 65 doubles, one triple, 52 home runs, and 177 RBI
- * Slugged his first professional home run on May 5, 2021 against Amarillo...went on to hit 20 home runs during the season
- * Set career bests in runs (118), hits (151), extra-base hits (70), doubles (38), home runs (32), total bases (285), walks (74), and stolen bases (4) in 2022...tied for first in the minors in runs and fell in the Top 10 in each respective category
- * Named as a Futures Game Selection with the Tulsa Drillers and named a MiLB.com Organization All-Star and Post-Season All-Star in 2021...was also awarded Double-A Central League Offensive Player of the Week during the week of Sept. 5, 2021
- * Was drafted in the first round (31st overall) of the 2019 First-Year Player Draft out of the University of North Carolina
- * Ranks #42 among MLB's Top 100 Prospects and comes in at fourth on the Los Angeles Dodgers' top 30 and...
- * Placed second of top 10 second basemen/outfielders for 2022

Year-By-Year

2022

- Combined with Double-A Tulsa and Triple-A Oklahoma City to make an impressive season slashing .274/.365/.516 with an OPS of .881 in 142 games
- During his time with Double-A Tulsa, led the team with the best average of .306 (33-for-108), OPS (1.112), and slash line (.306/.445/.667)...finished with 31 runs, 33 hits, six doubles and 11 home runs before being promoted to Triple-A on May 17
- The hitting machine made his presence known upon promotion, tied with Miguel Vargas for the most doubles on the team (32)...produced a slash line of .266/.343/.480 and totaled 87 runs, 118 hits, 32 doubles, 21 homers, and 79 RBI
- Solidified career highs in multiple categories during the 2022 season: 151 hits, 118 runs, 108 RBI, 38 doubles, 32 home runs, and four stolen bases
- With Oklahoma City, became one of 20 players to hit 30 or more home runs in the minors

Was in the middle of a 12-game hitting streak from May 8-20 upon promotion to Triple-A...had 12-game streak from June 7-21 with Triple-A Oklahoma City as well...had 12 games where he had 3+ hits in one game (40 multi-hit games overall)...recorded a career best of five hits in one game on August 14...#42 among MLB's Top 100 Prospects and comes in at fourth on the Los Angeles Dodgers' top 30 list...places second of top 10 second basemen/outfielders for 2022... Was an offensive threat in the seventh inning, batting a .385 (3-for-13) average

2021

- Had a stellar season with Double-A Tulsa, appearing in 107 games and averaging .267 (109-for-409) with a .386 on-base percentage and .484 slugging percentage
- Solidified career highs in multiple categories during the 2021 season: 84 runs, 27 doubles, one triple, 20 home runs, and 67 RBI
- Named as a Futures Game Selection with the Tulsa Drillers and named a MiLB.com Organization All-Star...was also awarded Double-A Central League Offensive Player of the Week during the week of Sept. 5, 2021
- Slugged his first professional home run on May 5 against Amarillo...went on to hit 20 home runs during the season
- Played 11 games (10 starts) at first base and 88 games (87 starts) at second base, committing just eight errors in 383 total chances

Had a ten-game hit streak from Sept. 3-14 to wrap up the season, going 19-for-40 with three home runs and 12 RBI... recorded 27 multi-hit games with his only multi-home run outing on Sept. 4 vs. Springfield...homered in 19 of 107 contests...stole two bases (May 25 at Arkansas and July 6 at Springfield)...recorded six RBI against Springfield on Sept. 4, knocking in three runs via two home runs and a double for ten total bases...was solid in home and away contests, slashing .268/.394/.482 and .265/.376/.486 respectively...liked to hit right-handed pitching, notching a .288 average (90-for-313) with 52 RBI...hit an astounding .571 (8-for-14) when batting in the second inning...was even keeled against starting pitching (.258/.367/.452 slashline) and pitchers in relief (.277/.407/.521)

2020

- Spent the season at the alternate site on the USC campus

2019

- Joined the AZL Dodgers Lasorda on July 13th over the five games with the team and had 13 at-bats with one hit and one run scored...played with the Great Lake Loons for five games, batting .182 with four runs and two RBI

Personal

Michael James Busch is the son of Mike and Judy Busch, has five sisters and two brothers.. brother Logan plays baseball at North Dakota State.. Michael also played three years of varsity football and hockey, leading his team to a state final as a quarterback.. captioned all three teams and earned all- state honors in baseball.. Michael listed among the top 500 players in the country by Perfect Game, 2016 PG High Honorable Mention All- American.. coached by Kevin Kirkwold...From Simley High School.. Michael was ranked as the No. 3 player in Minnesota and the No. 1 shortstop in the state by Perfect Game.. Also considered the No. 112 player national and the No. 17 shortstop in Prep Baseball Reports national coverage area.. From there went on to University of North Carolina, Chapel Hill started 38 games and appeared in 55 as a freshmen, primarily at first base.. he hit .215 with three homers, eight doubles and 22 RBI.. His sophomore season started all 64 games and was on the horizon as being one of the top first baseman in the country.. he batted .317 while leading the team in home runs (13), RBI (63), slugging percentage (.521), on base percentage (.465) and walks (55).. Named the Golden Spikes Award Midseason watch list, earned All-Cape League Team Honors with Chatham Anglers over the summer.

Career Batting Record

Year	Team	AVG	G	AB	R	H	2B	3B	HR	RBI	SH	SF	HP	BB	SO	SB	CS	OBP	SLG	E
2019	Great Lakes	.182	5	11	4	2	0	0	0	2	0	1	1	6	3	0	0	.474	.182	0
	AZL Dodgers	.077	5	13	1	1	0	0	0	0	0	0	2	1	2	0	0	.250	.077	0
2021	Tulsa	.267	107	409	84	109	27	1	20	67	0	4	12	70	129	2	3	.386	.484	8
2022	Tulsa	.306	31	108	31	33	6	0	11	29	0	1	4	24	36	1	0	.445	.667	3
	Oklahoma City	.266	111	444	87	118	32	0	21	79	0	5	5	50	131	3	2	.343	.480	14
Minor League - 3 years		.267	259	985	207	263	65	1	52	177	0	11	24	151	301	6	5	.374	.493	25

Career Transactions

- June 8, 2019: Drafted in the first round (31st overall) out of the University of North Carolina

Injured List

- No Injuries at the Major League Level



Diego
CARTAYA

C | 76

@diegocartaya07

Bats: Right **Throws:** Right

Height: 6-3 **Weight:** 219

Opening Day Age: 21

Born: September 7, 2001 in Maracay, Venezuela

Resides: Phoenix, AZ

Signed as an international free agent on July 2, 2018



Career Highlights

- * The Venezuelan born catcher enters his fourth season with the Dodgers organization and was named the 2022 Branch Rickey Minor League Player of the Year after slashing .254/.389/.503 over two levels this season and was later selected as a member of the 2022 Futures Game roster, where he went 0-for-2
- * Owns a .269/.380/.502 slash line with a .882 OPS across 175 minor league games with 40 doubles, three triples, 36 home runs, and 125 RBI...has logged 819.2 innings behind the dish with 95 starts, tallying 998 put-outs with just 7 errors over 1,089 chances
- * Had his first multi-home run game of his career on June 6, 2021 vs. Inland Empire...went 2-for-4 with two runs in that matchup
- * Rated the #8 overall prospect and number two catcher according to MLB in 2022...placed first on Los Angeles Dodgers' top prospect list
- * Spent the 2022 campaign split between the Rancho Cucamonga Quakes and Great Lakes Loons...slashed a combined .254/.389/.503 over a 95-game period and started 64 games at catcher
- * The Los Angeles Dodgers' overall number one MLB prospect of 2022, came in at eighth overall in MLB, and ranked as number two catcher on MLB prospect list
- * Signed as an international free agent from Maracay, Venezuela on July 2, 2018 and secured a minor league contract

Year-By-Year

2022

- Split his time between Single-A Rancho Cucamonga Quakes and High-A Great Lakes Loons, toting a .254/.389/.503 slashline and .892 OPS
- Compiled 74 runs, 92 hits, 23 extra-base hits, 22 home runs, and 72 RBI...struck out 119 times against 63 walks over 95 games
- The backstop displayed exceptional handywork, earning a .992 fielding percentage
- Posted a career-high of 60 assists...committed just six errors over 755 total chances as a catcher
- Averaged .260 (34-for-131) for nine doubles and 31 RBI...logged a .955 OPS over 33 Quakes games
- Crowned 2022 Branch Rickey Minor League Player of the Year...stole 78 bases and totaled 689 putouts in 555.1 appearances behind the dish
- Selected to display his talents at the 2022 Futures Game...went 0-for-2
- Named the Los Angeles Dodgers number one overall prospect...ranked eighth overall prospect and number two catcher according to MLB in 2022

Went 4-for-4 and registered six RBI vs. Visalia Rawhide on April 30, a career best...registered a .251/.379/.476 slash line with the High-A Loons...slugging 13 of 22 homers on the season and totaling 41 RBI...posted a .989 fielding percentage over 41 starts as a catcher

2021

- Spent all season with Single-A Rancho Cucamonga, batting .298/.409/.614 with a 1.023 OPS across 31 games...tallied six doubles, ten home runs, and 31 RBI while striking out 37 times and walking 18 times
- Started all 31 games at catcher, registering a .997 fielding percentage...committed just one error in 334 total chances

- Charted a career-high four RBI three times during the year: (5/29 vs. Stockton, 6/11 at Lake Elsinore, and 7/10 vs. Lake Elsinore)
 - Had his first multi-home run game of his career on June 6 vs. Inland Empire...went 2-for-4 with two runs in that matchup
 - Recorded a nine-game hit streak from May 25 – June 8, averaging .389 (14-for-36) with 13 RBI with five home runs
- Was offensively strong at home, batting .353/.470/.779 with a 1.249 OPS and eight home runs with 21 RBI...had his best month in May, batting .412 (7-for-17) with two doubles, two home runs, and seven RBI... was dependable with bases loaded and with runners in scoring position, totaling a .333 and .293 average respectively...safely hit in 22 of his 31 games

2020

- Did not participate in the 2020 season after the minor league season was canceled

2019

- Split time between two rookie-level teams during his first professional season with Los Angeles
- Over 13 games with DSL Dodgers Bautista posted a .240 average (12-for-50) with two doubles, two triples, one homerun, and nine RBI...started nine games behind the dish and committed only one error
- Averaged .296 (40-for-135) for 10 doubles and 13 RBI with AZL Dodgers Mota...also posted a .989 fielding percentage over 28 games started at catcher

Personal

Diego Armando Cartaya...born on September 7, 2001 in Maracay, Venezuela...the catcher was signed as an international free agent on July 2, 2018

Career Batting Record																				
Year	Team	AVG	G	AB	R	H	2B	3B	HR	RBI	SH	SF	HBP	BB	SO	SB	CS	OBP	SLG	E
2019	DSL Dodgers	.240	13	50	11	12	2	2	1	9	0	1	1	5	11	0	0	.316	.420	1
	AZL Dodgers	.296	36	135	25	40	10	0	3	13	0	2	2	11	31	1	0	.353	.437	3
2021	Rancho Cucamonga	.298	31	114	31	34	6	0	10	31	0	1	4	18	37	0	0	.409	.614	1
2022	Rancho Cucamonga	.260	33	131	31	34	9	1	9	31	0	0	9	23	44	0	0	.405	.550	1
	Great Lakes	.251	62	231	43	58	13	0	13	41	0	2	9	40	75	1	0	.379	.476	5
Minor League- 3 years		.269	175	661	141	178	40	3	36	125	0	6	25	97	198	2	0	.380	.502	11

Career Transactions

- July 2, 2018: Signed as an international free agent out Maracay, Venezuela

Injured List

- No injuries at the Major League level



Jonny DELUCA

OF | 89

@jonny_deluca

Bats: Right **Throws:** Right

Height: 6-0 **Weight:** 200

Opening Day Age: 24

Born: July 10, 1998 in Thousand Oaks, CA

Resides: Thousand Oaks, CA

Acquired: Drafted in the 25th round of the 2019 First-Year Player Draft by the Los Angeles Dodgers out of the University of Oregon



Career Highlights

- * Southern California native owns a .263/.347/.513 career Minor League slashline with 49 doubles, 12 triples, 48 home runs and 148 RBI entering his fourth season in the Dodger organization
- * Versatile outfielder has appeared at all three positions, spending most of his time in left field (70 G, 66 GS) with a .980 fielding percentage...committing only two errors out of 101 total chances
- * Smashed his first professional home run on August 3, 2019 with AZL Dodgers Mota off of Wilmer Jimenez
- * Appointed to the Dodgers 40-man roster for the 2023 season
- * Named Midwest League Player of the Week two weeks in a row on June 26 and July 3, 2022 crushing 10-for-22 with four doubles, two homers and seven RBI in six games for the week of June 20 - 26 and slashing .455/.556/.864 including six doubles and one home run for the week of June 27 - July 3, 2022
- * Was awarded California League Player of the Week for the week of July 11, 2021... that month he smashed a .393 batting average, going 11-for-28 and slashing .393/.485/.929 with 11 RBI
- * Drafted in the 25th round of the 2019 First-Year Player Draft by the Los Angeles Dodgers out of the University of Oregon

Year-By-Year

2022

- Spent majority of the season with Advanced-A Great Lakes (73 G) before being called up to Double-A Tulsa on July 4
- In 73 games with Advanced-A Great Lakes, the righty roped a .245 average (68-for-277) including 17 doubles, two triples, 18 home runs (career-high), and 51 RBI (career-high)...slashed .245/.343/.516 with 143 total bases and 37 extra base hits (career-high)
- In 25 games with Double-A Tulsa, he punched .298 (31-for-104) with five doubles, seven homers and 20 RBI
- Named Midwest League Player of the Week two weeks in a row on June 26 and July 3, crushing 10-for-22 with four doubles, two homers and seven RBI in six games for the week of June 20-26 and slashing .455/.556/.864 including six doubles and one home run for the week of June 27- July 3
- Most of his starts (39) were in right field where he had a combined fielding percentage of .958 with three errors over 71 total chances...had a perfect 1.000 combined fielding percentage at center with no errors on 39 total chances

Had his best month in July with Great Lakes, slashing .615/.643/1.077 with six doubles and seven RBI... boasted four separate hitting streaks of at least eight games (eight-game streak April 23-May 4, nine-game streak May 5-14, eight-game streak July 1-10, nine-game streak July 13-26)...hit .263 (20-for-76) with runners in scoring position with Great Lakes

2021

- Divided his time between Single-A Rancho Cucamonga (57 G) and Advanced-A Great Lakes (44 G), making the move on July 22
- With Single-A Rancho Cucamonga, he slashed .287/.376/.519 with a .967 OPS in 223 at-bats over 57 games
- Was awarded California League Player of the Week for the week of July 11...in July he smashed a .393 batting average, going 11-for-28 and slashing .393/.485/.929 with 11 RBI

- With Advanced-A Great Lakes, went 38-for-164 for a .232 average over 44 games...totaled six doubles, seven home runs, and 21 RBI with seven stolen bases and 15 extra base hits
- Spent time across the outfield, combining for 38 games in center field, 36 games in right field, and 27 games in left field for both teams...committed no errors over 80 total chances in center

Went 3-for-5 including two home runs and four RBI on July 8 vs. Lake Elsinore...hit .313 (21-for-67) with runners in scoring position with Rancho Cucamonga...clubbed .265 (18-for-68) against lefties with Rancho Cucamonga and .297 against righties (46-for-155)

2020

- Did not participate in the 2020 season after the Minor League season was cancelled

2019

- Played 26 games for the Rookie-Level AZL Dodgers Mota
- Sported a .273/.342/.284 slashline for four doubles, two triples, one home run and 13 total RBI
- Went 4-for-6 including a double and a homer on August 3rd vs. AZL Royals for two runs and three RBI
- Started 15 games in left field for a perfect fielding percentage of 1.000 with no errors in 29 total chances... also appeared in two games in center and eight starts in right field

Personal

Jonathan Davis DeLuca...born in Thousand Oaks, CA on July 10, 1998...played two seasons of college baseball at the University of Oregon, where he started every game...set an Oregon freshman record of six home runs and tied for team best in 2018, as well as being second on the team with 32 RBI...garnered honorable mention Pac-12 All-Defensive Team honors in 2019... four-year letterman and two-year captain at Agoura High School where he also participated in the long jump...originally drafted out of high school in 2017 in the 39th round by the Minnesota Twins, but did not sign... later drafted in the 25th round of the 2019 First-Year Player Draft by the Los Angeles Dodgers out of the University of Oregon

Career Batting Record																				
Year	Team	AVG	G	AB	R	H	2B	3B	HR	RBI	SH	SF	HP	BB	SO	SB	CS	OBP	SLG	E
2019	AZL Dodgers	.273	26	99	19	27	4	2	1	13	0	3	4	8	7	7	9	.342	.384	1
2021	Rancho Cucamonga	.287	57	223	48	64	17	3	15	43	0	0	1	31	48	13	2	.376	.592	2
	Great Lakes	.232	44	164	27	38	6	1	7	21	0	0	3	15	35	7	0	.308	.421	1
2022	Great Lakes	.245	73	277	51	68	17	2	18	51	0	2	5	37	56	12	2	.343	.516	2
	Tulsa	.298	25	104	22	31	5	3	7	20	2	2	3	8	17	5	0	.359	.606	3
Minor League - 3 years		.263	225	867	167	228	49	12	48	148	2	7	16	99	163	46	4	.347	.513	9

Career Transactions

- July 10, 2019: Drafted in the 25th round of the 2019 First Year Player Draft out of Oregon University.

Injured List

- None at the Major League level



Caleb
FERGUSON LHP | 64

@im_ferg

Bats: Right **Throws:** Left

Height: 6-3 **Weight:** 226

Opening Day Age: 26

Born: July 2, 1996 in Columbus, OH

Resides: Columbus, OH

Acquired: Drafted in the 38th round of the 2014 First Year Player Draft from West Jefferson HS (OH)

ML Service: 4.093

MLB Debut: June 6, 2018



Career Highlights

- * The 26-year-old left-hander enters his sixth season with Los Angeles and ninth professional season after pitching in the Majors for the first time since 2020
- * Compiled a 11-5 record with two saves and a 3.43 ERA (56 ER/147.0 IP) in 133 games over four big league seasons (2018-22)...was recovering from Tommy John surgery during 2021 season
- * Has struck out 177 batters in 147.0 Major League innings, averaging 10.84 strikeouts per 9.0 innings
- * Has limited opposing hitters to a .220 batting average during the course of his career, including a .222 mark against lefties and .220 against righties
- * Registered a 18.2 scoreless inning streak over 19 games to begin the 2022 season...limited hitters to a .070 average
- * Made his MLB debut on June 6, 2018 at Pittsburgh, allowing four runs on four hits in 1.2 innings while not factoring into the decision
- * Earned his first career win with 4.0 scoreless innings of relief on June 23, 2018 at New York-NL and collected his first career save on July 2, 2018 against Pittsburgh, allowing three hits in 3.0 scoreless innings of relief
- * In six minor league seasons, has gone 15-12 with two saves and has posted a 2.86 ERA (87 ER/274.0 IP) in 87 games (53 starts)...has held hitters to a .236 average, while striking out 313 batters against 108 walks (10.28 strikeouts per nine innings)
- * Named a 2017 MiLB.com Organizational All-Star, a Baseball America High Class-A All-Star and a Post- and Mid-Season All-Star with Single-A Rancho Cucamonga...was also named Pioneer League Pitcher of the Week in the period ending July 17, 2016 with Rookie-advanced Ogden Raptors
- * Selected in the 38th round by the Los Angeles Dodgers in the 2014 First-Year Player Draft out of West Jefferson High School (OH)

Year-By-Year

2022

- Started the season with Triple-A Oklahoma City after recuperating from Tommy John surgery in 2021... posted a 7.36 ERA (6 ER/7.1 IP) for a 0-1 record across 10 games across two stints with the team
 - At the Major League level, the southpaw went 1-0 over 37 games (one start) for a career-best 1.82 ERA (7 ER/34.2 IP) with 37 strikeouts against 17 walks
 - Gave up his first run of the season Aug. 17 at Milwaukee, snapping a string of 18.2 scoreless IP to begin the year (19 G)...limited hitters to a .070 average while striking out 16 against just six walks
 - Limited Major League hitters to a .187 average, halting righties to an astounding .163 average (14-for-86) and lefties to a .243 average (9-for-37)
 - Gave up just two hits prior to the All-Star break, firing 9.0 scoreless frames...allowed 21 hits after the Midsummer Classic
 - Held hitters to a .175/.175/.286 slashline when ahead in the count, giving up just 11 hits across 63 at-bats
- Started his first Major League game since June 17, 2018 on Sept. 4 against San Diego, striking out the side for a scoreless inning of relief while not factoring in the decision...struck out the side three times: Aug. 9 vs. Min, Sept. 4 vs. SD, and Oct. 5 vs. COL...established a career-high 8 holds during the year...held hitters to a .176 average when the team was ahead in games he pitched in...was sidelined to the Injured List from June 17 to July 6

2021

- Spent the season recovering from Tommy John surgery on his left elbow

2020

- Emerged as a dominant late-inning reliever, going 2-1 with a 2.89 ERA, a .222 opponents' batting average and a 1.02 WHIP in 21 appearances prior to season-ending surgery
- Struck out 27 against just three walks in 18.2 innings
- Opened the season in dominant fashion, tossing scoreless relief in 13 of his first 14 appearances through Aug. 27 and allowing just one run in 13.2 innings in that span (0.66 ERA)...held opponents to a .130 average (6-for-46) with a 0.59 WHIP
- Placed on the IL on Sept. 16 and underwent Tommy John surgery on his left elbow on Sept. 22 performed by Dr. Neal ElAttrache

2019

- Made his first Opening Day roster as a member of the Dodger bullpen
- Went 1-2 with a 4.84 ERA (24 ER/44.2 IP) in 46 games (two starts) over four stints with the Dodgers... was 0-1 with a 4.15 ERA (2 ER/4.1 IP) in two starts and posted a 1-1 record with a 4.91 ERA (22 ER/40.1 IP) in 44 relief appearances
- Earned his only win of the season on Sept. 3 against Colorado after firing a scoreless inning of relief Tossed more than 1.0 inning in seven of his relief appearances and 2.0 innings in three of those seven games...went 1-1 with a 2.21 ERA (5 ER/20.1 IP) in 21 games (two starts) at Dodger Stadium and 0-1 with a 7.03 ERA (19 ER/24.1 IP) in 25 games away from home...had success in the second half of the season, limiting opponents to a .164 average while posting a 4.15 ERA and striking out 26 batters in 21.2 innings... held left handers to a .194 batting average, compared to a .263 average against righties ...recorded a career-long 7.2 scoreless inning streak as a reliever from March 29-April 18...in 13 games (one start) with Oklahoma City, posted a 1.76 ERA (3 ER/15.1 IP), striking out 27 batters against only five walks...was placed on the 10-Day IL from April 28-May 16 with a strained oblique

2018

- In his first big league season, he went 7-2 with two saves and posted a 3.49 ERA in 29 games (three starts), while limiting the opposition to a .230 average
- Transitioned into a bullpen role after three starts and had success as a relief pitcher, putting up a 7-1 record with a 2.35 ERA (10 ER/38.1 IP) and two saves, striking out 47 batters against only six walks Limited opposing hitters to a .230 batting average, including a .217 mark against lefties (15-for-69)... opponents went just 6-for-33 (.182) with runners in scoring position...in six postseason relief appearances in the NLDS and NLCS, he tossed 3.0 scoreless innings while striking out three batters and allowing only one walk...in 10 combined starts with Triple-A Oklahoma City and Double-A Tulsa, went 3-0 with a 1.53 ERA (8 ER/47.0 IP) and held the opposition to a .213 average...struck out 52 batters against just 17 walks over 47.0 innings, while posting a 1.15 WHIP...started the season with the Tulsa Drillers, going 3-0 with a 1.38 ERA (6 ER/39.0 IP) and limiting hitters to a .217 average, while striking out 40 against 10 walks in eight starts...promoted to Oklahoma City on May 26 and made his Triple-A debut that day, allowing just three hits over 5.0 innings and striking out 10 batters against three walks against Nashville...in two starts with the OKC Dodgers, he posted a 2.25 ERA (2 ER/8.0 IP) with 12 strikeouts against seven walks.

2017

- Spent the entire season with Advanced-A Rancho Cucamonga, posting a 9-4 record with a 2.87 ERA (39 ER/122.1 IP) and held batters to a .246 average
- Struck out 140 batters against 55 walks in 122.1 innings...struck out a career-high 11 batters on August 1 against Modesto against just a pair of walks
- Named a MiLB.com Organizational All-Star, a Baseball America High Class-A All-Star and a Post and Mid-Season All-Star in 2017 with the Quakes

2016

- In 14 combined games (12 starts) with Rookie-level AZL Dodgers, Rookie-advanced Ogden and Single-A Great Lakes Loons, he went 3-4 with a 2.31 ERA (17 ER/66.1 IP) and held hitters to a .227 average...struck out 63 combined batters against just five walks in 66.1 innings and posted a 0.93 WHIP
- Started the season with the AZL Dodgers, going 1-0 with a 1.50 ERA (1 ER/6.0 IP) and struck out 11 without issuing a walk...promoted to Ogden on July 5 and made two starts going 1-0 with a 0.90 ERA (1 ER/10 IP)
- Named Pioneer League Pitcher of the Week in the period ending July 17 with Rookie-advanced Ogden Raptors

Promoted to Great Lakes on July 16 and spent the rest of the season with the Loons, going 1-4 with a 2.68 ERA (15 ER/50.1 IP) in 10 starts...totaled 41 strikeouts against three walks over 50.1 innings

2015

In his first full professional season, he appeared in 14 games (four starts) with Rookie-level AZL Dodgers, going 0-3 with a 8.59 ERA (14 ER/14.2 IP) and struck out 16 batters...it was his first season since recovering from Tommy John surgery

Spent entire season rehabbing from surgery while on the disabled list of the AZL Dodgers...underwent Tommy John surgery in May as a high school senior prior to being picked in the 38th round by the Dodgers in the First-Year Player Draft

Personal

Caleb Paul Ferguson... married his longtime girlfriend Carissa in 2021 in in Ohio...graduated from West Jefferson High School (OH)... as a senior in 2014, he underwent Tommy John Surgery...selected by the Dodgers in the 38th round of the 2014 First-Year Draft ... he signed with the Dodgers, forgoing his commitment to play college baseball at West Virginia University

Career Pitching Record																			
Year	Team	W-L	ERA	G	GS	CG	SHO	SV	IP	H	R	ER	HR	HB	BB	SO	WP	BK	AVG
2015	AZL Dodgers	0-3	8.59	14	4	0	0	1	14.2	17	19	14	0	1	21	16	8	1	.298
2016	Ogden	1-0	0.90	2	2	0	0	0	10.0	4	3	1	0	1	2	11	0	0	.114
	Great Lakes	1-4	2.68	10	10	0	0	0	50.1	49	17	15	3	2	3	41	1	0	.255
	AZL Dodgers	1-0	1.50	2	0	0	0	0	6.0	4	3	1	0	0	0	11	0	0	.167
2017	Rancho Cucamonga	9-4	2.87	25	24	0	0	0	122.1	113	48	39	6	6	55	140	3	1	.246
2018	LOS ANGELES	7-2	3.49	29	3	0	0	2	49.0	43	21	19	8	3	12	59	1	0	.230
	Oklahoma City	0-0	2.25	2	2	0	0	0	8.0	6	3	2	0	0	7	12	0	0	.194
	Tulsa	3-0	1.38	8	8	0	0	0	39.0	31	11	6	2	0	10	40	1	0	.217
2019	LOS ANGELES	1-2	4.84	46	2	0	0	0	44.2	39	26	24	7	6	27	54	1	1	.234
	Oklahoma City	0-0	1.76	13	1	0	0	1	16.1	9	3	3	1	0	6	29	1	0	.164
2020	LOS ANGELES	2-1	2.89	21	1	0	0	0	18.2	16	7	6	4	0	3	27	0	0	.222
2021	----- DID NOT PLAY -----																		
2022	LOS ANGELES	1-0	1.82	37	1	0	0	0	34.2	23	9	7	1	2	17	37	0	0	.187
	Oklahoma City	0-1	7.36	10	2	0	0	0	7.1	10	8	6	1	1	4	13	0	0	.313
Major League- 4 years		11-5	3.43	133	7	0	0	2	147.0	121	63	56	20	11	59	177	2	1	.220
Dodger Totals- 4 years		11-5	3.43	133	7	0	0	2	147.0	121	63	56	20	11	59	177	2	1	.220
Minor League- 5 years		15-12	2.86	87	53	0	0	2	274.0	243	115	87	13	11	108	313	14	2	.236

Career Postseason Pitching Record																			
Year	Team	W-L	ERA	G	GS	CG	SHO	SV	IP	H	R	ER	HR	HBP	BB	SO	WP	BK	
2018	NLDS: LAD vs. ATL	0-0	0.00	2	0	0	0	0	1.2	0	0	0	0	0	0	2	0	0	
	NLCS: LAD vs. MIL	0-0	0.00	4	0	0	0	0	1.1	0	0	0	0	0	0	1	1	0	
Postseason Totals		0-0	0.00	6	0	0	0	0	3.0	0	0	0	0	0	0	3	0	0	
LDS Totals		0-0	0.00	2	0	0	0	0	1.2	0	0	0	0	0	0	2	0	0	
LCS Totals		0-0	0.00	4	0	0	0	0	1.1	0	0	0	0	0	0	1	1	0	

Career Single-Game Bests	
Low-Hit Complete Game:	---
Most Innings Pitched Starter:	5.0, June 17, 2018 vs. SF
Most Innings Pitched Reliever:	4.0, June 23, 2018 at NYM
Most Earned Runs Allowed:	4, June 6, 2018 at PIT
Most Strikeouts:	6 (2x), last: June 23, 2018 at NYM
Most Walks:	3, June 6, 2018 at PIT
Longest Winning Streak:	4, August 25-Sept. 19, 2018
Longest Losing Streak:	1 (5x), last: September 6, 2020

Career Fielding Record							
Position	PCT	G	PO	A	E	TC	DP
Pitcher	.950	133	2	17	1	20	1

Career Transactions
• July 3, 2014: Drafted by the Los Angeles Dodgers in the 38th round of the 2014 amateur draft.

Injured List
• April 28 - May 16, 2019 (shoulder soreness)
• September 16 - October 28, 2020 (Tommy John surgery)
• June 20 - July 6, 2022 (left forearm tendinitis)



J.P. FEYEREISEN RHP | 45

@jp.feyereisen

Bats: Right **Throws:** Right

Height: 6-2 **Weight:** 215

Opening Day Age: 30

Born: February 7, 1993 in River Falls, WI

Resides: River Falls, WI

Acquired: Traded from Tampa Bay in exchange for LHP Jeff Belge on Dec 14, 2022

ML Service: 2.108

MLB Debut: July 24, 2020



Career Highlights

- * Wisconsin native owns an 8-4 Major League record in 83 games with a 2.31 ERA (23 ER/89.2 IP) and 85 strikeouts to 43 walks as he enters his fourth season at the big league level
- * In the Minor Leagues, possesses a 29-15 overall record across 223 relief appearances with a 1.12 WHIP and 2.53 ERA (88 ER/313.1 IP)...has limited opponents to a .200 average
- * Traded to the Dodgers on Dec. 14, 2022 for LHP Jeff Belge after being designated for assignment by the Tampa Bay Rays the day before
- * Made his Major League debut on Opening Day on July 24, 2020 at Chicago-NL with the Milwaukee Brewers...pitched 0.2 scoreless innings, allowing one hit and struck out one, sitting down Kris Bryant for his first Major League strikeout
- * Became the 10th Wisconsin-born player to play for the Brewers upon his debut
- * Recorded his first career save on May 23, 2021 at Toronto after pitching around a two-out single for a scoreless ninth inning
- * Pitched to his first career win on May 26, 2021 vs. Kansas City, after giving up the game-tying home run and later being the pitcher of record when the Rays walked off the win in the 10th inning
- * Did not allow an earned run in his first 17 games of the 2021 season, marking the third-longest streak to start a season in Brewers history behind Francisco Rodriguez (19 G, 2014) and Trevor Hoffman (18 G, 2009)
- * Named an Eastern League Mid-Season All-Star in 2016...led the EL in strikeout-per-nine innings ratio (12.03) and ranked third with a .185 (38-for-205) opponents batting average
- * Selected by Cleveland in the 16th round of the 2014 Amateur Draft out of the University of Wisconsin-Stevens Point

Year-By-Year

2022

- Twirled a perfect 4-0 record paired over 22 games, not allowing a run over 24.1 innings, striking out 25 for a 9.25 strikeout-per-nine innings mark and .086 average
- Struck out the side three times: April 17 at CWS, May 15 vs. TOR, and May 25 vs. MIA and pitched 1.0+ innings seven of 22 games, firing 2.0 innings on three occasions (April 17 at CWS, April 23 vs. BOS, April 28 vs. SEA)
- Placed on the Injured List on June 3 with right shoulder impingement, where he remained for the rest of the season... was designated for assignment on Dec. 13 and traded to the Dodgers on Dec. 14 for LHP Jeff Belge

2021

- Went 4-4 with a 2.73 ERA (17 ER/56.0 IP) in 55 games between the Brewers and Rays after he was acquired on May 21...was named to his second Opening Day roster for the Brewers
- Did not allow an earned run in his first 17 games of the season, marking the third-longest streak to start a season in Brewers history behind Francisco Rodriguez (19 G, 2014) and Trevor Hoffman (18 G, 2009)
- Put on the 10-day Injured List from July 21-Aug 29 with right shoulder discomfort...went 0-1 with a 2.51 ERA (14.1-IP, 4-ER) in 13 games after returning
- According to Statcast, averaged 93.1 mph on his 4-seam fastball and had a whiff rate of 40.2 pct. on his changeup and 45.3 pct. on his slider...opponents hit .145 (9-for-62) with 23 SO in at-bats ending with the changeup
- Recorded his first career save on May 23 at Toronto after pitching around a two-out single for a scoreless ninth inning

- Pitched to his first career win on May 26 vs. Kansas City, after giving up the game-tying home run and later being the pitcher of record when the Rays walked off the win in the 10th inning

- In his first career Postseason, went 0-1 with a 2.45 ERA (1 ER/3.2 IP) over three games in the ALDS against the Red Sox

2020

- Made his Major League debut on Opening Day at Chicago-NL with the Milwaukee Brewers...pitched 0.2 scoreless innings, allowing one hit and struck out one, sitting down Kris Bryant for his first Major League strikeout

- Became the 10th Wisconsin-born player to play for the Brewers

- Made six relief appearances with MIL, posting a 5.79 ERA (6 ER/9.1 IP) with seven strikeouts and five issued walks...pitched in six games over three stints with the club

2019

- Went 10-2 with a 2.49 ERA and seven saves in 40 relief appearances at Triple-A Scranton/Wilkes-Barre and was named an International League All-Star

- Tied for second in the league in wins (10) while holding opponents to a .173 batting average with 94 strikeouts in 61.1 innings...produced a 13.79 strikeout-per-nine innings mark

- Was traded by New York-AL to Milwaukee on 9/2 and added to the 40-man roster on 11/20

2018

- Produced a 6-6 record in 37 relief games with Triple-A Scranton/Wilkes-Barre, pitching to a 3.45 ERA (23 ER/60.0 IP) with 59 strikeouts

- Pitched 1.0+ innings 26 times in 37 appearances...longest outing was on April 20 vs. Toledo, firing 3.0 innings of one-run ball, striking out two and allowing two hits

- Struck out a season-high four batters on May 22 at PAW

- Was incredibly successful at home, registering a 5-2 record over 19 games and 31.2 IP, striking out 27 and walking 16...gave up only one home run

2017

- Combined at Double-A Trenton and Triple-A Scranton/Wilkes-Barre to go 2-3 with four saves and a 3.27 ERA (63.1 IP, 49 H, 26R/23ER, 28 BB, 60 K, 3 HR) in 27 games...allowed five of his 23 ER in his final appearance, posting a 2.60 ERA (62.1 IP, 18ER) in his first 26 appearances

- Began the season with Double-A Trenton, converting three saves and posting a 2.70 ERA (20.0 IP, 14 H, 6 ER, 8 BB, 18 K, 2 HR) in 13 appearances...was promoted to Triple-A Scranton/WB on 5/31 and went 2-3 with one save and a 3.53 ERA (43.1 IP, 35 H, 20R/17ER, 20 BB, 42 K) in 24 games

2016

- Split the season between Double-A Akron and Double-A Trenton and was 7-3 with five saves and a 1.70 ERA (58.1 IP, 38 H, 14R/11ER, 26 BB, 78 K, 3 HR) in 42 appearances

- Named an Eastern League Mid-Season All-Star...led the EL in strikeout-per-nine innings ratio (12.03) and ranked third with a .185 (38-for-205) opponents batting average

- Tallied a 4-3 record with five saves and a 2.23 ERA (40.1 IP, 30 H, 12R/10ER, 20 BB, 56 K) in 33 games with Akron...in nine appearances for Trenton following the trade, went 3-0 with a 0.50 ERA (18.0 IP, 8 H, 2R/1ER, 6 BB, 22 K)

- Tossed 6.2 scoreless innings (2 H, 4 BB, 12 K) over five postseason outings with the Thunder...following the season, pitched for Scottsdale in the Arizona Fall League, going 2-1 with one save and a 2.57 ERA (14.0 IP, 15 H, 5R/4ER, 7 BB, 18 K) in 10 games

2015

- Combined at Single-A Lake County and Single-A Lynchburg to go 1-1 with 12 saves and a 2.08 ERA (47.2 IP, 30 H, 11 ER, 16 BB, 56 K, 2 HR) in 46 appearances

- Opponents hit .179 (30-for-168)...limited lefties to a .250 average (13-for-52) and righties to a .147 average (17-for-116)

- Went 1-0 with 10 saves (in 11 chances) and a 1.08 ERA (16.2 IP, 7 H, 2 ER, 6 BB, 25 K) in 16 games for Lake County...was promoted on 5/26 to Lynchburg, where he had an 0-1 record, two saves and a 2.61 ERA (31.0 IP, 23 H, 9 ER, 10 BB, 31 K) in 30 outings

2014

- Made his professional debut with short-season Single-A Mahoning Valley and did not allow a run over 15 appearances, going 3-0 with four saves (17.0 IP, 9 H, 1 BB, 24 K)...opponents hit .150 (9-for-60)

Personal

Jonathon Paul Feyereisen...selected by Cleveland in the 16th round of the 2014 Amateur Draft out of the University of Wisconsin-Stevens Point...became the third UW-Stevens Point player to be drafted as a junior, joining Cody Koback in 2011 and Jordan Zimmermann in 2007...went 15-5 with a 3.05 ERA (180-IP, 61-ER) in 36 apps (26 starts) over three collegiate seasons...graduated from River Falls (Wisc.) High School

Career Pitching Record

Year	Team	W-L	ERA	G	GS	CG	SHO	SV	IP	H	R	ER	HR	HB	BB	SO	WP	BK	AVG
2014	Mahoning Valley	3-0	0.00	15	0	0	0	4	17.0	9	0	0	0	1	1	24	0	0	.150
2015	Lake County	1-0	1.08	16	0	0	0	10	16.2	7	2	2	1	0	6	25	0	0	.127
	Lynchburg	0-1	2.61	30	0	0	0	2	31.0	23	9	9	1	0	10	31	0	0	.204
2016	Arkansas	4-3	2.23	33	0	0	0	5	40.1	30	12	10	3	0	20	56	3	0	.205
	Trenton	3-0	0.50	9	0	0	0	0	18.0	8	2	1	0	4	6	22	0	0	.136
2017	Trenton	0-0	2.70	13	0	0	0	3	20.0	14	6	6	2	0	8	18	1	0	.206
	Scranton-WB	2-3	3.53	24	0	0	0	1	43.1	35	20	17	3	2	20	42	3	0	.224
2018	Scranton-WB	6-6	3.45	37	0	0	0	1	60.0	56	24	23	5	1	25	59	0	0	.253
2019	Scranton-WB	10-2	2.49	40	0	0	0	7	61.1	37	22	17	6	0	31	94	1	1	.173
2020	MILWAUKEE	0-0	5.79	6	0	0	0	0	9.1	4	6	6	3	1	5	7	0	0	.138
2021	GCL Rays	0-0	0.00	1	0	0	0	0	1.0	0	0	0	0	0	1	0	0	0	.000
	Durham	0-0	5.79	5	0	0	0	0	4.2	4	3	3	1	0	1	3	0	0	.222
	MILWAUKEE	0-2	3.26	21	0	0	0	0	19.1	10	9	7	2	0	11	20	1	0	.154
	TAMPA BAY	4-2	2.45	34	0	0	0	3	36.2	26	14	10	3	0	22	33	2	0	.197
2022	TAMPA BAY	4-0	0.00	22	0	0	0	1	24.1	7	1	0	0	0	5	25	0	0	.086
Major League - 3 years		8-4	2.31	83	2	0	0	4	89.2	47	30	23	8	1	43	85	3	0	.153
Minor League - 7 years		29-15	2.53	223	0	0	0	33	313.1	223	100	88	22	8	128	375	8	1	.200

Career Single-Game Bests

Low-Hit Complete Game:	---	Most Strikeouts:	3, (4x), last, May 25, 2022 vs. MIA
Most Innings Pitched Starter:	---	Most Walks:	3, (3x), last, Sept. 12, 2021 at DET
Most Innings Pitched Reliever:	2.0, (9x), last, April 28, 2022 vs. SEA	Longest Winning Streak:	4 games, April 28 - current
Most Earned Runs Allowed:	4, May 16, 2021 vs. ATL	Longest Losing Streak:	2 games, April 18 - May 19, 2021

Career Fielding Record

Position	PCT	G	PO	A	E	TC	DP
Pitcher	1.000	83	7	3	0	10	0

Career Transactions

- June 7, 2014: Drafted by the Cleveland Indians in the 16th round of the 2014 amateur draft. Player signed June 9, 2014.
- July 31, 2016: Traded by the Cleveland Indians with Jackson Frazier, Ben Heller and Justus Sheffield to the New York Yankees for Andrew Miller.
- September 1, 2019: Traded by the New York Yankees to the Milwaukee Brewers for Brenny Escanio and international bonus slot money.
- May 21, 2021: Traded by the Milwaukee Brewers with Drew Rasmussen to the Tampa Bay Rays for Willy Adames and Trevor Richards.
- December 14, 2022: Traded by the Tampa Bay Rays to the Los Angeles Dodgers for Jeff Belge (minors).

Injured List

- July 21 - August 30, 2021 (right shoulder discomfort)
- June 3 - November 10, 2022 (right shoulder surgery)



Freddie FREEMAN

IF | 5

@freddiefreeman

Bats: Left **Throws:** Right
Height: 6-5 **Weight:** 220
Opening Day Age: 33
Born: September 12, 1989 in Villa Park, CA
Resides: Orange, CA
Acquired: Signed as a free agent
ML Service: 12.033
MLB Debut: April 30, 2019



Career Highlights

- * Southern California native enters his second season in Dodger Blue after helping lead the Atlanta Braves to a World Series win in 2021
- * Owns a career .298/.386/.509/.895 slashline across 1724 games in 13 seasons with the Braves (2010-21) and Dodgers (2022), totaling 1086 runs, 414 doubles, 27 triples, and 292 home runs for 1041 RBI...has stolen 66 bases
- * Named the 2020 National League MVP after slashing .341/.462/.640 with a 1.102 OPS across 60 games in the shortened season...scored 51 runs and totaled 37 extra-base hits (23 doubles, one triple, 13 home runs) for 53 RBI and received 28 of 30 first-place votes
- * Has racked up the accolades across his 13 Major League seasons with Atlanta and Los Angeles: 6x All-Star (2013-14, 2018-19, 2021-22), National League MVP (2020), 3x Silver Slugger (2019-21), Gold Glove (2018), 3x National League Player of the Month (Sept. 2016, Sept. 2020, Sept. 2022), All-MLB First Team (2020), 3x All-MLB Second Team (2019, 2021, 2022), MLB Players Choice NL Outstanding Player (2020), National League Hank Aaron award winner (2020), Baseball America MLB Player of the Year (2020), and 2x Wilson Defensive Player of the Year (2018-19)
- * Named the 2022 Roy Campanella Award winner, which is given to the Dodger player who best exemplifies the spirit and leadership of the late Hall of Fame catcher
- * Collected his 1,000th hit as a Brave on July 6, 2017 at Washington in his 949th career game...became the eighth quickest Braves player in modern-era franchise history to get their 1,000 career hits all in a Braves uniform...clubbed his 1,000th career RBI on July 16 at Los Angeles-AL
- * Hit his first career grand slam in the fourth inning of Game 2 of a doubleheader on Sept. 4, 2020 off the Nationals' Tanner Rainey...hit his second career grand slam two days later, on Sept. 6, also against Washington...he is just the second player in Atlanta franchise history (since 1966) to hit two grand slams in a single series, and the first to do so in separate games...pitcher Tony Cloninger hit slams in both the first and fourth innings on July 3, 1966 at San Francisco
- * Has played all 162 games in a single season twice in his career (2016, 2014) while with the Braves...only Dale Murphy (4) and Jeff Francoeur (2) have had multiple seasons at 162 games in the Braves organization
- * Has hit for the cycle twice: Aug. 8, 2021 at Miami and again on June 15, 2016 vs. Cincinnati...became the first Braves player in the modern era (since 1900) to hit two cycles in his career
- * Has clocked 1380 games at first base in the Majors, producing a .995 fielding percentage, committing just 60 errors in 12,012 total chances...has also played 16 games at third base for a .971 fielding percentage
- * Made his Major League debut with the Braves on Sept. 1, 2010 against the Mets, going 0-for-3 in his first contest...later collected his first Major League hit on Sept. 5 against the Marlins, going 1-for-2 on the night and smashed his first big league home run on Sept. 21 at Philadelphia off Hall-of-Fame pitcher Roy Halladay
- * Originally selected in the second round in the 2007 First-Year Player Draft by the Atlanta Braves

Year-By-Year

2022

• Was a dominant offensive threat during his first season in Dodger Blue, slashing .325/.407/.511/.918 for 117 runs, 47 doubles, two triples, 21 home runs, and 100 RBI...was named to his third All-MLB Second team and second in a row for his efforts

- Led the National League in multiple offensive categories, including doubles (1st, 47), hits (1st, 199), plate appearances (1st, 708), at-bats (6th, 612), and games played (7th, 159)...also led the Dodger offense in games (2nd, 159), at-bats (2nd), runs (T-1st, 117), hits (1st), doubles (1st), home runs (T-3rd, 21), RBI (1st, 100), and walks (2nd, 84)
 - Collected triple-digit RBI (100) for the first time since the 2019 season...also swiped a career-best 13 bases in 16 tries, first double-digit steal count since 2018 and tied Jackie Robinson (1950) for the most doubles (18) through the team's first 44 games
 - Slugged his first hit in Dodger Blue in his first game with the team on Opening Day on April 8 at Colorado with an infield single in the sixth inning
 - Led the Majors with 57 multi-hit games, finishing with one more than Bo Bichette...recorded 20 games with 3+ hits, most in baseball
 - Named the National League Player of the Month in Sept. after slashing .337/.473/.512/.985 in 25 games for three doubles, four homers, and 16 RBI...third time in his career he was named NL Player of the Month, all in Sept. (2016, 2020)
 - Become the Dodgers' everyday first baseman, tabbing 159 games at the position...committed just five errors and added 91 assists in 1377.2 innings of work for a .996 fielding percentage
 - Awarded NL Player of the Week on three separate occasions: week of June 26, week of July 17, and week of Sept. 11
 - Named the 2022 Roy Campanella Award winner, which is given to the Dodger player who best exemplifies the spirit and leadership of the late Hall of Fame catcher
 - Produced a .391/.503/.576 slash line with RISP...led the Majors in average with RISP and also led all of baseball with a career high 47 doubles
- Clubbed his 1,000th career RBI on July 16 at Los Angeles-AL...collected three straight games of three or more hits from July 10-13...(went 11-for-13)...drove in a season high 10 runs in a series with the Reds June 22 - 24...hit three doubles in two separate games: May 7 at CHC and May 17 vs. ARI and collected five RBI in two games: May 26 at ARI and June 21 at CIN...in four NLDS Postseason matchups, slashed .357/.500/.786 with three doubles, one home run and three RBI...was even-keeled at Dodger Stadium and opposing fields, slashing .394/.469/.863 and .418/.550/.968 respectively

2021

- Amassed a .300/.393/.503 clip over 159 games for 25 doubles, two triples, 31 home runs, and 83 RBI to help lead the Braves to a World Series win...struck out 107 times and walked 85 times and scored a career-high 120 runs, besting his total of 113 from the 2019 season
- Was one of five Braves this century to tally at least 119 runs, joining Rafael Furcal (2003, 130 R), Ronald Acuña Jr. (2019, 127 R), Gary Sheffield (2003, 126 R) and Andruw Jones (2000, 122 R)
- Hit for the cycle Aug. 18 at MIA...Became the first Braves player in the modern era (since 1900) to hit for two cycles in his career
- Started at first base for the N.L. in the All-Star Game, his fifth time being named to the team...was the first Braves infielder to win three consecutive fan-elected starts
- Ranked amongst the National League top players in multiple categories: runs (120, 1st), hits (180, 2nd), walks (85, 3rd), OBP (.393 3rd), TB (302 6th)...finished 2nd in the NL with 53 multi-hit games (Trea Turner, LAD, 58 games)
- Across 16 Postseason games, the lefty slashed .304/.420/.625 with a 1.045 OPS, collecting three doubles, five home runs, and 11 RBI to lead Atlanta to a World Series win...his numbers were the best postseason marks of his career
- Was named a NL Silver Slugger for the third straight season and was also named to the All-MLB Second team, his second time earning the distinction (2019)
- Registered a .998 fielding percentage, committing just three errors at year across his 159 games at first base...also had a 12-game hit streak from Sept. 9 to 22, going 22-for-52 for a .423 average with five doubles, three home runs, and nine RBI during that span

Collected four hits across four games: 4/28 vs. CHC, 6/23 at NYM, 7/16 vs. TB, 8/18 at MIA... hit well both at home and on the road, tallying a .304/.392/.491 clip at home and a .296/.393/.525 clip on the road... had his best month in July, going 36-for-97 for a .371 average and .588 slugging percentage, amassing six homers and 15 RBI in 27 games...hit .330 (35-for-106) across 27 Sept./Oct. games with 12 extra-base hits (3 HR), 11 RBI, 23 runs and 11 walks...loved hitting right-handed pitching, slashing .317/.416/.534 with 24 home runs and 63 RBI, as opposed to a .257/.333/.427 slashline with seven homers and 20 RBI against left-handed pitching...smacked the go-ahead, third-inning home run off Framber Valdez in Game 5 of the World Series - his eighth career postseason homer...six of his eight playoff homers have given Atlanta the lead and he passed Chipper Jones for most go-ahead postseason home runs in Braves history...walked four times in NLCS Game 6...He's one of 17 players in history with a four-walk game in the playoffs and first since David Ortiz (BOS) in G6 of the 2013 World Series...in Game 3 of the NLCS, went 3-for-4 with a run and a walk

2020

- Had a star-studded season en route to becoming the National League MVP, garnering a .341/.462/.640 slashline with a 1.102 OPS with 51 runs, 73 hits, 23 doubles, 13 home runs, and 53 RBI
- Became the seventh Braves player to win the National League MVP, receiving 28 of 30 first-place

votes, finishing with 410 points, 142 more points than second place...became the first baseman to win the distinction since the Reds' Joey Votto did so in 2010 and the fourth first baseman overall (also: Albert Pujols: 2005, 2008-09, and Ryan Howard 2006)

- Ranked amongst the league best in multiple categories: doubles (1st, 23), runs (1st, 51), extra-base hit (1st, 37), batting average (2nd, .341), on-base percentage (2nd, .462), slugging percentage (2nd, .640), OPS (2nd, 1.102), RBI (2nd, 53), total bases (2nd, 137) hits (3rd, 73), and walks (3rd, 45)
- With his 23 doubles, he passed Andruw Jones (330) and Eddie Mathews (338) on Atlanta's franchise all-time list...since Freeman started in the League in 2010, his 342 doubles are third most in baseball (only Robinson Cano (372) and Nick Markakis (353) have more)
- Finished in the top four of the Majors in runs (51), hits (73), doubles (23), RB (53), and walks (45)...since RBI became an official stat in 1920, the only other player to finish in the top four in the Majors in each of those categories was the Yankees' Lou Gehrig in 1927
- Tallied 33-straight games on base, the longest in the Majors in 2020 and second longest of his career (46 games, Aug. 6 – Sept. 28, 2016)...within the streak, had a 18-game hitting streak, the longest in the National League at the end of play
- Hit his first career grand slam in the fourth inning of Game 2 of a doubleheader on 9/4 off the Nationals' Tanner Rainey...hit his second career grand slam two days later, on 9/6, also against Washington... He is just the second player in Atlanta franchise history (since 1966) to hit two grand slams in a single series, and the first to do so in separate games...Pitcher Tony Cloninger hit slams in both the first and fourth innings on 7/3/66 at San Francisco
- Across 12 Postseason games, batted .279/.415/.488 (12-for-43) with three doubles, two home runs, seven RBI and nine runs scored...had the game-winning RBI in three of Atlanta's eight postseason wins, including two in the NLCS against Los Angeles
- Since his first full season in 2011, his 111 game-winning RBI between the regular season and postseason are tied for second most in baseball...Albert Pujols has 129 such RBI in that time, while the Cubs' Anthony Rizzo also has 111

Named the NL Player of the Month during September after hitting .375/.496/.750 (36-for-96) in 26 games with a Majors-most 12 doubles and 20 extra-base hits...batted .390/.512/.690 (39-for-100) with 18 extra-base hits and 25 RBI in 26 regular-season games, all starts, from the No. 2 spot in the lineup...hit .462 (18-for-39) with three doubles, on triple, and five home runs when putting the first pitch of an at-bat in play...batted .423/.583/.885 (22-for-52) with runners in scoring position, placing either first or second in the Majors in each of those categories...Freeman owns four of the Braves' eight longest hitting streaks since his first full season in 2011...his six games reaching at least four times were tied for the majors lead with San Francisco's Brandon Belt, New York-AL's DJ LeMahieu and Washington's Juan Soto...Batted .423/.583/.885 (22-for-52) with runners in scoring position, placing either first or second in the majors in each of those categories...hit a walk-off home run on 9/25 vs. Boston in the 11th inning, his 11th career walk-off, including his fifth game-ending homer...in Atlanta's record-setting 29-run outburst on 9/9 against Miami, he drove in a single-game career-best six runs...He went 3-for-6, falling a triple shy of the cycle

2019

- In his tenth Major League season, the California native batted .295 (176-for-597) with career-bests in home runs (38), RBI (121), and runs scored (113)
- Put out a .996 fielding percentage after 158 games (157 GS) at first base
- Was voted an All-Star and made the start in the Midsummer Classic, earning a walk and going 0-for-1 at the plate
- Ranked third in the Majors with 121 RBI, the most for a Braves player since Andruw Jones drove in 129 in 2006
- Began the season with a 27-game on-base streak, tying J.D. Drew (2004) for the longest season-opening on-base streak in Atlanta franchise history...his previous longest such streak was a nine-game run in 2018
- In Postseason play, went 4-for-20 (.200) with one double, one home run, one RBI and one run scored in five games...hit his second career postseason home run in Game 1...reached base safely three times in that contest, also singling and getting hit by a pitch
- Underwent arthroscopic right elbow surgery after the season on Oct. 16...performed by Dr. David Altchek

Blasted a walk-off home run off Milwaukee's LHP Josh Hader on May 18 to break a 3-3 tie in the 10th inning...put out a .996 fielding percentage after 158 games (157 GS) at first base...had 33 RBI in 28 June games, setting an Atlanta-era record for most RBI in a calendar month...hit his 34th home run in 2019 in his 128th game and his 570th plate appearance...only three left-handed hitters in Braves history have hit more home runs in a season...Eddie Mathews did so five times, while Darrell Evans and David Justice each did so once...only two other Braves' first basemen have hit 38 home runs in a season...Andres Galarraga hit 44 in 1998, while Joe Adcock also hit 38 in 1956 with Milwaukee...had 23 homers at the All-Star break, the most by a Braves first baseman at the break since 1998, when Andres Galarraga had 28... Also had 25 doubles, becoming one of seven players in franchise history to reach 20 home runs and 20 doubles before the break...Hank Aaron (1959 and 1969), Fred McGriff (1994 and 1996) and Chipper Jones (1999 and 2000) did so twice, while Ron Gant (1993), Gary Sheffield (2003) and Ozzie Albies (2018) also accomplished the feat... Along with his 25 doubles and 23 home runs, also had 68 RBI and 69 runs scored at the break

2018

- Played all 162 games for the second time in his career, hitting .309 (191-for-618) with 23 home runs, 44 doubles, 98 RBI and a .892 OPS for his third consecutive season of .300, 35 doubles and 20 home runs
 - Made his eighth consecutive Opening Day start and has gone 9-for-27 (.333) in those eight contests
 - Finished with a career-best 44 doubles to tie for the National League lead...His total was tied for the sixth most in franchise history
 - Stole a career-high ten bases and smashed 23 home runs, qualifying as the fourth first baseman in Atlanta history to accomplish the feat in a season...was his first double digit feat of his career
 - Led the Major Leagues in hits with a career-best 191...became the first Braves player to accomplish the feat since Terry Pendleton had 199 to tie Andy Van Slyke in 1992
 - Selected to the NL roster for the All-Star Game via the fan vote, garnering 4,039,219 votes...was the first Braves player to lead the league in fan voting since Dale Murphy in 1985
 - Belted his first career playoff home run in Game 3 of the NLDS against the Dodgers...hit the first pitch of his sixth inning at-bat off Alex Wood to right field to give the Braves a 6-5 lead and went on to win their only game of the series
 - Went 4-for-16 (.250) in four games of the NLDS vs. LAD...hit the first pitch of his Game 3, sixth inning at-bat with Alex Wood out to right field for his first career playoff home run...The drive gave the Braves a 6-5 lead and was the latest go-ahead postseason home run by a Braves player since 2010, when Brian McCann hit a solo home run off Madison Bumgarner to break a 1-1 tie in the sixth inning of Game 4 of the NLDS
- Played 161 games at first base, committing just seven errors in 1347 total chances for a .995 fielding percentage...hit .315 (114-for-362) with 16 home runs and 61 RBI in 94 games prior to the All-Star Game... Batted .301 (77-for-256) with seven home runs in 68 games following the break...hit .309 (63-for-204) with 10 home runs and a .922 OPS against lefties and hit .309 (128-for-414) against righties...his .309 batting average against lefties was the second highest among all left-handed batters in the Majors, only Milwaukee's Christian Yelich was better

2017

- Posted his best average (.307) since the 2013 season, roping 35 doubles, two triples, 28 home runs for 71 RBI...scored 84 runs in 117 games and reached double digit home runs quicker than in any previous season in his career
- Collected his 1,000th hit as a Brave on July 6, 2017 at Washington in his 949th career game...became the eighth quickest Braves player in modern-era franchise history to get their 1,000 career hits all in a Braves uniform
- Averaged a home run every 15.71 at-bats, the best rate of his career, improving his 17.32 mark set during the 2016 season
- Placed in the top 10 in several offensive categories among all National League hitters including slugging percentage (3rd, .586), batting average (10th, .307) and on-base percentage (7th, .403)
- Reached base in 12 consecutive plate appearances from April 16-19, a franchise record at the time...also notched a 12-game hitting streak from Aug. 12-23, batting .412 (21-for-51) with a 1.072 OPS during the span
- Became the first player in Atlanta franchise history to hit nine homers and steal four bases by the end of April...since 2000, only nine MLB players have accomplished the feat
- Missed 44 games after suffering a non-displaced left wrist fracture on May 17 vs. Toronto

Played 105 games (100 GS) at first base, totaling a .971 fielding percentage committing just seven errors across 147 total chances...started 16 games at third base, the only games he has played in the Majors not at first base...played in two rehab games with Triple-A Gwinnett while recuperating from a left wrist fracture... became the fifth player to reach the 1,000 hit milestone with the Braves prior to their 28th birthday, joining Hank Aaron (25), Andruw Jones (26), Eddie Mathews (26) and Joe Torre (27)...is only the second Braves player in the last ten seasons to have 25 homers in consecutive years. (Justin Upton - 27 in 2013, 29 in 2014)

2016

- Averaged .302 (178-for-589) with 43 doubles, six triples, 34 home runs for 91 RBI...registered a .400 on-base percentage and .569 slugging percentage and hit career-highs in triples, hits, OBP, and SLG
- Played in all 162 games for the Braves for the second time in his career (also 2014)...only Dale Murphy (4) and Jeff Francoeur (2) have had multiple seasons at 162 games in the Braves organization
- Hit for the cycle on June 15 vs. Cincinnati, singling in his final at-bat in the 11th inning to accomplish the feat...was the third player in Atlanta history to hit for the cycle and first since Mark Kotsay on Aug. 14, 2008
- Tallied a career-best 46-game on-base streak from Aug. 6 – Sept. 28. Reaching base at a .512 clip in that span...garnered a career-best 30 game hit streak during that time, at which was the longest in the Majors since 2011 by Dan Uggla
- Ranked amongst the National League leaders in home runs (5th, 34), doubles (T-2nd, 43), slugging percentage (3rd, .569), and on-base percentage (4th, .400)
- Earned his first career National League Player of the Month honor for September after leading the Majors with a .486 on-base percentage and led the NL with a .681 slugging percentage during September and

October

- Became just the second Atlanta player to post 80 extra-base hits in a season joining Chipper Jones, who had 87 in 1999

- Posted a career-high 30-game hitting streak from Aug. 24 to Sept. 28 to become the ninth player in MLB history to have a 30-game hitting streak in a season in which he hit 30 home runs (Elias Sports Bureau)

Had a game-ending home run on June 1 off Derek Law of San Francisco, breaking a 4-4 tie in the bottom of the 11th inning...made 158 starts at first base, playing 877.1 innings for a .996 fielding percentage...during the month of September, batted .385 (tied for NL lead) with nine doubles seven home runs, 25 RBI and 23 runs scored in 27 games...garnered National League Player of the Week distinction three times: June 19, Sept. 4, and Sept. 25...became the sixth first baseman in franchise history to hit at least 34 home runs in a season and the first since Andres Galarraga (44) in 1998...had a career-high 46-game on-base streak, 8/6-9/28...Hit .390 (64-for-164) with a .512 on-base percentage during the streak, which equaled the longest in the majors in 2016 (Washington's Jayson Werth), was also the third longest streak in Atlanta history... in 70 games after the All-Star break, posted the second-best batting average with runners in scoring position (.442, 23-for-52) and the fourth-best on-base percentage (.433), while scoring 59 runs which tied for second in the majors with teammate Ender Inciarte

2015

- Slashed .276/.370/.471 with a .841 OPS over 118 games...collected 115 hits for 27 doubles and 18 home runs for 66 RBI

- Was limited to 118 games due to injury...had two separate stints in the IL with a right wrist contusion (June 18 – July 25) and strained right oblique (Aug. 4 – 19)...when placed on the Injured List on June 18, it snapped his Major League leading consecutive games played streak of 234 games dating back to Sept. 24, 2013

- Led the Majors with a .376 (35-for-93) batting average with runners in scoring position

- Collected his eighth three-hit game of the season on Sept. 25 at MIA, ranking second in the National League since the start of the 2011 season with 65 three-hit games

- Matched a career-high five RBI (fourth time) on Sept. 23 at NYM, including three in the ninth inning on a three-run home run that gave Atlanta a 6-3 lead

- Smacked his 100th career longball on July 31 at Philadelphia at 25 years, 322 days, becoming the third-youngest Braves player to reach the 100+home run mark behind Andruw Jones and Bob Horner

Registered a .996 fielding percentage behind 117 games (110 GS) at first base, taking part in 103 double plays and 63 assists...registered a .274 average (49-for-179) during home games and a .278 (66-for-237) during away games...had his best month in June, slashing .328/.397/.625 with a 1.022 OPS and five homers with 15 RBI...hit both starting pitching and relief pitching well, averaging .291 and .246 respectively...before the All-Star break, the lefty averaged .299 (76-for-254) across 66 games with 20 doubles, 12 home runs and 41 RBI...after the All-Star break, he averaged .241 (39-for-162) with seven doubles, six homers, and 25 RBI

2014

- Played in all 162 regular season games for the Braves, totaling a .288/.386/.461 clip for 43 doubles, four triples, 18 home runs, and 78 RBI in 607 at-bats

- Set the Braves' franchise record with 1,449 innings played across 162 games, all logged at first base for a .996 fielding percentage...committed just five errors in 1393 total chances and contributed to a career-best 130 double plays

- His 43 doubles were a career-high, topping the National League first basemen while ranking fifth in the Majors and second in the National League...his batting average (.288) was tied for second amongst NL first basemen while his .386 on-base percentage ranked tied for first

- Was named to his second career All-Star team as a player ballot selection...entered the game as a defensive replacement in the sixth innings and collected his first career hit in the Midsummer Classic with a single to right field in the eighth inning

- Reached base safely via hit or walk in 26 consecutive games (June 23 – July 8) for a .353 average (36-for-102) with a .442 on-base percentage...had a season-best 11 game hit streak from Sept. 3 – 15, batting .350 (14-for-40) with four doubles, one home run, and four RBI

- Was even-keeled in both home and away games, slashing .274/.380/.430 with five home runs and 26 RBI at home and slashing .278/.362/.502 with 13 home runs and 40 RBI on the road

Was just one of four Major League players to play all 162 contests, joining Kansas City's Alcides Escobar, Tampa Bay's Evan Longoria, and San Francisco's Hunter Pence...his 43 doubles set a Braves' franchise record for most doubles ever by a first baseman...reached base multiple times in 89 games, which led the Major Leagues according to Elias Sports Bureau...had his best offensive month in June, slashing .328/.397/.625 across 16 games with four doubles and five longballs...with runners in scoring position, the lefty batted .376 (35-for-93) across 79 games with ten doubles and five home runs for 45 RBI hit starting pitching well, averaging .291 (82-for-282) in 112 games while averaging .246 (33-for-134) in 125 games against relief pitching...against righties, batted .300 (128-for-426) with 13 home runs and against lefties, batted .260 (47-for-181) with five home runs

2013

- Matched his 2012 mark with 147 games played, slashing .319/.396/.501 with a .897 OPS...racked up 27

doubles, two triples, 23 home runs and 109 RBI (career-best)

- His .319 was a career-best and ranked as the third highest mark in the NL and sixth highest in the Major Leagues...struck out 121 times and walked 66 and grounded into 10 double plays
- Ranked amongst the best in multiple facets, including: two-out RBI (T-2nd NL, 45...T-5th ML), RBI (T-2nd NL, 109...T-4th ML), and game-winning RBI (T-4th NL, 15)
- Swung the bat well during day games, averaging .327 (55-for-168) with 12 doubles and 11 home runs for 47 RBI and was the only player in the National League to rank in the top 10 in both night (.316) and day averages
- Voted to his first All-Star Game in the MLB.com Final Vote contest, receiving 19.7 million votes (most in Final Vote history)...was unable to play due to a left thumb injury
- Batted .313 (5-for-12) in four games against the Dodgers in the NLDS...drew one walk and struck out four times

Drilled his first career Opening Day home run with a two-run, two-out shot in the first inning vs. PHI on April 1...had a stellar September, batting .380 (25-for-92) with six home runs and 21 RBI...posted a .443 (58-for-131) batting average with runners in scoring position, the second highest average in the Majors... finished fifth in the NL MVP voting...garnered a career-best three walk-off hits, including a game-ending home run on June 17 against the Yankees on June 17...was sidelined for three weeks with a strained right oblique

2012

- Garnered a strong .259 (140-for-540) average in his second year in the Majors, setting career highs in runs (91), home runs (23), and RBI (94)...played in 147 games and struck out 129 times against 64 walks
- Blasted his first career walk-off homer on Sept. 25 against Miami, a two-run shot off Mike Dunn in the ninth inning to pen in the win for the Braves...his homer was a playoff-clinching blast
- Earned NL Player of the Week honors twice: April 16-22 (.488, 11-for-23) and April 30-May 6 (.367, 11-for-30)
- Put out a .991 fielding percentage, starting 145 of his 146 games at first base...committed just 12 errors over 1381 total chances
- Saw his first postseason action in the Wild Card Game, going 3-for-4 with a double and a walk in the Braves' 6-3 loss against the Cardinals

Finished the season with 42 two-out RBI, tied for third-most among NL batters and two behind teammate Dan Uggla...with RISP and two outs, batted .289 (22-for-76) with three home runs and 34 RBI...on April 19 at ARI, he recorded his second career multi-homer game, going 3-for-5 with a career-high five RBI...collected a career-high four hits on May 4 at COL, going 4-for-6 with a double, a home run and two RBI...was even keeled in day games vs. night games, batting .288 (45-for-156) and .247 (95-for-384) respectively

2011

- In his first full season in the Majors, the first baseman played in 157 games for a .282/.346/.448 clip...tallied 32 doubles, 21 home runs, and 76 RBI while scoring 67 runs
- Finished second in NL Rookie of the Year voting behind teammate Craig Kimbrel and was named Baseball Digest's Rookie of the Year after leading NL rookies in average (.282), OBP (.346), slugging (.448), home runs (21, T-1st), RBI (76) and doubles (32) in 157 games...won the NL Rookie of the Year Triple Crown, leading all NL rookies in home runs, average, and RBI
- Was named NL Rookie of the Month for July when he hit .362 with 38 hits in 27 games...was his best offensive month of the year and hit safely in 23 of 27 July contests
- Garnered a 20-game hitting streak from July 17 – Aug. 6...was the second longest hit streak by a Braves rookie in franchise history
- Went 3-for-4 with two RBI off Felix Hernandez on June 29 to become the first Braves rookie to notch three hits off a defending Cy Young winner since Francisco Cabrera in 1989 off Orel Hershiser of the Dodgers

Registered a .996 fielding percentage across 149 starts at first base...committed just six errors over 1415 total chances and tallied 92 assists...belted his first career two-home run game on July 4 against Colorado...hit four home runs over four games from July 4-7, including three homers in a four at-bat span in five plate appearances...batted .247 (46-for-186) with seven home runs off left-handed pitching and .229 (115-for-385) with 14 homers against right-handed pitching...

2010

- Made his Major League debut with the Braves on Sept. 1 against the Mets, going 0-for-3 in his first contest...later collected his first Major League hit on Sept. 5 against the Marlins, going 1-for-2 on the night
- Smoked his first big league home run on Sept. 21 at Philadelphia off Hall-of-Fame pitcher Roy Halladay...was his only longball of the season
- Appeared in 20 games with the Braves, averaging .167 (4-for-24) with three runs, one double, one home run, and one RBI...struck out eight times and was not issued a walk
- Spent part of the season with Triple-A Gwinnett, playing in 124 games for a .319/.378/.521 slashline with 35 doubles, two triples, and 18 home runs for 87 RBI...struck out 84 times against 43 walks

• Was named the INT Rookie of the Year with Triple-A Gwinnett, Post-Season All-Star, and MiLB.com Organizational All-Star

2009

- Divided his time between Double-A Mississippi and Advanced-A Myrtle, playing 41 games and 70 games respectively
- Slashed .282/.363/.408 with a .771 OPS between both levels, totaling 58 runs, 27 doubles, eight home runs and 58 RBI
- Was named the “Best Defensive Player First Baseman” across both levels by Baseball America
- Missed final two weeks of the season with left wrist soreness

2008

- Played all 130 games with Single-A Rome, averaging .316 (155-for-491) with 33 doubles, seven triples, 18 home runs and 95 RBI
- Earned Mid-Season and Post-Season All-Star status and was named the organization’s Hank Aaron Award winner, given to the top offensive performer in Atlanta’s Minor League system

2007

- Spent his rookie season with GCL Braves, collecting 60 hits over 224 at-bats for a .268 average... smacked seven doubles and six home runs for 30 RBI

Personal

Frederick Charles Freeman...married to wife Chelsea and has three sons, Charlie, Maximus, and Brandon...is a dual citizen in Canada, as both parents are from Canada (Toronto and Windsor)...grew up from Villa Park, CA and attended El Modena High School in Orange, CA...was a third baseman and pitcher...hit .417 during his senior year and went 6-1 on the mound...committed to Cal State Fullerton before signing with the Braves in the second round of the 2007 First-Year Player Draft

Career Batting Record

Year	Team	AVG	G	AB	R	H	2B	3B	HR	RBI	SH	SF	HP	BB	SO	SB	CS	OBP	SLG	E
2007	GCL Braves	.268	59	224	24	60	7	0	6	30	0	1	2	7	33	1	2	.295	.379	5
2008	Rome	.316	130	491	70	155	33	7	18	95	0	0	3	46	84	5	5	.378	.521	14
2009	Myrtle Beach	.302	70	255	43	77	19	0	6	34	0	2	14	26	41	1	4	.394	.447	6
	Mississippi	.248	41	149	15	37	8	0	2	24	0	5	4	11	20	0	0	.308	.342	2
2010	Gwinnett	.319	124	461	73	147	35	2	18	87	0	9	6	43	84	6	2	.378	.521	6
	ATLANTA	.167	20	24	3	4	1	0	1	1	0	0	0	8	0	0	0	.167	.333	0
2011	ATLANTA	.282	157	571	67	161	32	0	21	76	0	5	6	53	142	4	4	.346	.448	6
2012	ATLANTA	.259	147	540	91	140	33	2	23	94	0	9	7	64	129	2	0	.340	.456	12
2013	Gwinnett	.500	3	10	3	5	2	0	0	2	0	0	1	1	3	0	0	.583	.700	0
	ATLANTA	.319	147	551	89	176	27	2	23	109	0	5	7	66	121	1	0	.396	.501	10
2014	ATLANTA	.288	162	607	93	175	43	4	18	78	0	3	8	90	145	3	4	.386	.461	5
2015	GCL Braves	.182	3	11	2	2	0	0	1	5	0	0	0	3	4	0	0	.182	.455	1
	Gwinnett	.371	2	8	0	3	1	0	0	2	0	0	0	2	3	0	0	.500	.500	1
	ATLANTA	.276	118	416	62	115	27	0	18	66	0	2	7	56	98	3	1	.370	.471	4
2016	ATLANTA	.302	158	589	102	178	43	6	34	91	0	5	10	89	171	6	1	.400	.569	5
2017	Gwinnett	.667	2	3	1	2	0	0	0	0	0	0	0	2	1	0	0	.800	.667	0
	ATLANTA	.307	117	440	84	135	35	2	28	71	0	2	7	65	95	8	5	.403	.586	5
2018	ATLANTA	.309	162	618	94	191	44	4	23	98	0	6	7	76	132	10	3	.388	.505	7
2019	ATLANTA	.295	158	597	113	176	34	2	38	121	0	2	6	87	127	6	3	.389	.549	6
2020	ATLANTA	.341	60	214	51	73	23	1	13	53	0	0	3	45	37	2	0	.462	.640	1
2021	ATLANTA	.300	159	600	120	180	25	2	31	83	0	2	8	85	107	8	3	.393	.503	3
2022	LOS ANGELES	.325	159	612	117	199	47	2	21	100	0	7	5	84	102	13	3	.407	.511	5
Major League- 13 years		.298	1724	6379	1086	1903	414	27	292	1041	0	48	81	860	1414	66	27	.386	.509	68
Los Angeles - 1 year		.325	159	612	117	199	47	2	21	100	0	7	5	84	102	13	3	.407	.511	5
Minor League- 7 years		.303	434	1612	231	488	105	9	51	277	0	17	30	138	273	13	13	.365	.474	41

Career Postseason Batting Record

Year	Team	AVG	G	AB	R	H	2B	3B	HR	RBI	SH	SF	HP	BB	SO	SB	CS	OBP	SLG
2012	NLWC: ATL vs. STL	.750	1	4	0	3	1	0	0	0	0	0	0	1	1	0	0	.800	1.000
2013	NLDS: ATL vs. LAD	.313	4	16	5	1	0	0	0	0	0	0	0	1	4	0	0	.353	.375
2018	NLDS: ATL vs. LAD	.250	4	16	1	4	0	0	1	1	0	0	0	1	3	0	0	.294	.438
2020	NLWC: ATL vs. CIN	.167	2	6	1	1	0	0	0	1	0	0	1	3	1	0	0	.500	.167
	NLDS: ATL vs. MIA	.200	5	20	1	4	1	0	1	1	0	0	1	1	6	0	0	.273	.400
	NLCS: ATL vs. LAD	.360	7	25	6	9	3	0	2	6	0	0	1	3	5	0	0	.448	.720
2021	NLDS: ATL vs. MIL	.308	4	13	2	4	1	0	1	2	0	0	0	4	4	0	0	.471	.615
	NLCS: ATL vs. LAD	.286	6	21	4	6	1	0	2	4	0	0	0	6	8	1	0	.444	.619
	WS: ATL vs. HOU	.318	6	22	2	7	1	0	2	5	0	1	0	2	5	0	0	.360	.636
2022	NLDS: LAD vs. SD	.357	4	14	1	5	3	0	1	3	0	0	1	3	4	1	0	.500	.786
Postseason Totals		.296	46	169	24	50	12	0	10	23	0	1	4	27	41	2	0	.403	.544
WC Totals		.400	3	10	1	4	1	0	0	1	0	0	1	4	2	0	0	.600	.500
LDS Totals		.264	24	91	11	24	6	0	4	7	0	0	2	12	21	1	0	.362	.462
LCS Totals		.326	13	46	10	15	4	0	4	10	0	0	1	9	13	1	0	.446	.674
WS Totals		.318	6	22	2	7	1	0	2	5	0	1	0	2	5	0	0	.360	.636

Career Single-Game Bests

Most Hits:	5, May 10, 2018 at MIA	Most Stolen Bases:	1, (67x), last, Sept. 29, 2022 at SD
Most RBI:	6, September 9, 2020 vs. MIA	Most Walks:	4, July 27, 2019 at PHI
Most Home Runs:	2, (17x), last, September 10, 2020 at WSH	Longest Hitting Streak:	30 games, August 24-Sept. 28, 2016
Most Runs Scored:	4, (3x), last, August 18, 2021 at MIA	Grand Slams:	3, last, May 16, 2021 at MIL (Suter)

Career Fielding Record

Position	PCT	G	PO	A	E	TC	DP
First Base	.995	1698	13572	979	68	14619	1247
Third Base	.971	16	13	21	1	35	1

Career Transactions

- June 7, 2007: Drafted by the Atlanta Braves in the 2nd round of the 2007 amateur draft. Player signed June 10, 2007.
- March 18, 2022: Signed as a Free Agent with the Los Angeles Dodgers.

Injured List

- April 7 - 22, 2013 (strained right oblique)
- June 23 - August 4, 2015 (right wrist contusion)
- May 18 - July 4, 2017 (left wrist fracture)
- July 23, 2020 (protocols)



Tony GONSOLIN RHP | 26

@gooose15
Bats: Right **Throws:** Right
Height: 6-3 **Weight:** 205
Opening Day Age: 28
Born: May 14, 1994 in Vacaville, CA
Resides: Irvine, CA
Acquired: Drafted in the 9th round of the 2016 First Year Player Draft from St. Mary's College (CA)
ML Service: 3.152
MLB Debut: June 26, 2019



Career Highlights

- * 28-year-old right-hander enters his fifth season with Los Angeles and seventh professional season after being named to his first All-Star team in 2022
- * California native owns a stellar 26-6 record, with one save and a 2.51 ERA (31 ER/272.2 IP) in 59 games (51 starts) with 267 strikeouts and 91 walks and 0.99 WHIP...has limited hitters to a .183/.256/.316 slashline in 272.2 big league innings
- * Produced career-bests in most pitching categories during the 2022 season, including wins (16), ERA (2.14), innings pitched (130.1 IP), strikeouts (119), opponents batting average (.172), hits-per-nine-innings (5.46), and games started (24)
- * Finished fourth in the 2020 Rookie of the Year voting, named Baseball America's MLB Rookie of the Year and selected to the publication's All-Rookie team after going 2-2 with a 2.31 ERA in nine games (eight starts)
- * Made his Major League debut on June 26, 2019 at Arizona and took the loss (8-2) after allowing six runs (four earned) on six hits in a 4.0-inning start
- * Earned his first big league victory on Aug. 5, 2019 vs. St. Louis, allowing just two hits and striking out seven in 6.0 scoreless innings in the Dodgers' 8-0 win
- * Has a career minor league record of 20-14 with a 3.32 ERA (105 ER/285.0 IP) in 105 games (44 starts) across four different levels...has fanned 327 batters against 93 walks in 285.0 career Minor League innings...has limited hitters to a .234 batting average while recording a 1.21 WHIP
- * Was named Dodgers Branch Rickey Minor League Pitcher of the Year in 2018...named a MiLB.com Organizational All-Star in 2018, as well as a California League Mid-Season All-Star
- * Selected by the Dodgers in the 9th round of the 2016 First-Year Player Draft out of Saint Mary's University (CA)

Year-By-Year

2022

- Had a stellar year with a 16-1 record across 24 starts for a 2.14 ERA (31 ER/130.1 IP) and 119 strikeouts against 35 walks for a 0.87 WHIP...set career-best in wins, ERA, innings pitched, strikeouts, opponents batting average (.172), hits-per-nine innings (2.14), and games played
- Led the Dodger pitching staff in multiple areas: wins (2nd, 16), innings pitched (3rd, 130.1), and strikeouts (4th, 119)...ranked third in the National League with his 16 wins
- Turned 11 quality starts (also career-high) in 24 tries...notched a .941 winning percentage and kept the opposition to a .172/.237/.299 slashline with a .536 OPS
- Made his first career All-Star roster and appeared in the game, suffering the loss after allowing three runs in 1.0 innings of work
- Allowed two runs or fewer in 20 of his 24 starts... spun 6.0+ innings of work in 12 starts
- Pitched a career-high 7.2 innings on July 1 against the Padres, allowing one run on four hits with eight strikeouts, taking home his 10th win of the year
- Fired 5.0+ innings in 20 of his 24 starts...longest appearance came on July 1 vs. SD, pitching 7.2 innings of one-run ball with eight strikeouts and no issued walks

- Recorded five straight wins from May 28 to June 21, pitching 29.1 innings, striking out 27 batters and walking just six, giving up 13 hits during the span...finished his season with another five-win streak, striking out 26 batters and walking eight through 28.2 innings of work
- Pitched a career-high 7.2 innings on July 1 against the Padres, allowing one run on four hits with eight strikeouts, taking home his 10th win of the year
- Produced a 4-0 record in three separate months: May, June, and August, posting a combined 1.31 ERA (12 ER/80.2 IP) with 76 strikeouts and 0.74 WHIP

Recorded his sole loss on July 25 vs. WSH, after allowing four earned runs on six hits with three walks and four strikeouts...struck out eight batters in two different games: July 1 vs. SD, Aug. 17 at MIL...limited right-handed hitters to a .184 (39-for-212)/.251/.325 slashline vs. a .163 (40-for-246)/.225/.276 slashline for right-handed hitters...allowed just 12 hits with runners in scoring position across 20 games for a .148 opponents' average (12-for-81)...with runners on, kept the opposition to a .148 average (12-for-81), allowing just three extra-base hits...placed on the injured list with right forearm strain from Aug. 29 – Oct. 3... appeared in a rehab assignment with Triple-A Oklahoma City...started Game 3 of the NLDS against San Diego, allowing one earned run on four hits in just 1.1 innings

2021

- * Posted a 4-1 record across 15 Major League games (13 starts) with a 3.23 ERA (20 ER/55.2 IP) and a 1.35 WHIP
- * Struck out 65 batters and walked 34 for a 10.5 strikeout-per-nine innings mark
- * Was strong against right handed hitters, limiting the slashline to .195/.320/.420 versus lefties at .213/.314/.336
- * His longest starts occurred on July 6 at MIA and July 24 vs. COL at 5.1 innings, striking out a combined ten batters with three walks and just four hits
- * Pitched in relief in three NLCS games against Atlanta, producing a 1-0 mark with a 11.25 ERA (5 ER/4.0 IP) and four strikeouts, one walk, and one home run
- * Spent majority of the season rehabbing his right shoulder, appearing for both Single-A Rancho Cucamonga and Triple-A Oklahoma City, pitching in a combined four games for a 0-0 record and a 3.55 ERA (5 ER/12.2 IP)...fanned ten batters and walked four

Struck out seven batters three times (6/25 vs. CHC, 7/24 vs. COL, 9/24 at ARI), registering two wins in those three appearances...improved his line when facing batters a second time, limiting hitters to a .152/.264/.215 versus .228/.328/.446 in their first at-bats...registered three of his four wins in the second half of the season

2020

- * Finished fourth in Rookie of the Year voting, named Baseball America's MLB Rookie of the Year and selected to the publication's All-Rookie team after going 2-2 with a 2.31 ERA in nine games (eight starts) over three stints with the Dodgers
- * Among NL pitchers with 40.0 or more innings, ranked seventh in ERA, fifth in opponents' batting average (.193), second in WHIP (0.84) and sixth in opponents' OPS (.518)...led MLB rookies in ERA and WHIP
- * Allowed just two homers in 46.2 innings, ranking fourth in homers allowed per 9.0 innings (0.39)
- * Posted the first double-digit strikeout game of his career on Sept. 20 at Colorado, fanning 10 Rockies hitters in 5.0 frames but taking the loss in the Dodgers' 6-3 defeat
- * Appeared in four Postseason games (three starts) during the Dodgers' run to a World Championship, going 0-2 with an 8.68 ERA (9 ER/9.1 IP)...started the club's World Series clinching Game 6, allowing one run on three hits in a 1.2-inning no-decision

2019

- * Finished his first big league season with a 4-2 record and a 2.93 ERA (13 ER/40.0 IP) with a save in 11 games (six starts) across four stints with Los Angeles
 - * In six starts, including his Major League debut, he went 2-2 with a 2.89 ERA (9 ER/28.0 IP), striking out 24 batters against 10 walks while posting a 1.07 WHIP
- Made five relief appearances, putting up a 2-0 record with a save and a 3.00 ERA (4 ER/12.0 IP), limiting opponents to a .143 average while registering a 0.92 WHIP... four of his five relief appearances were of 2.0 innings or more, including a 4.0 inning save at Colorado on July 30...allowed only four earned runs in 20.0 innings during the month of August, posting a 1.80 ERA while striking out 16 batters...started the season with Oklahoma City, where he went 2-4 with a 4.35 ERA (20 ER/41.1 IP) in 13 starts, punching out 50 against 21 walks

2018

- * Split the season between Advanced -A Rancho Cucamonga and Double-A Tulsa, going 10-2 with a 2.60 ERA (37 ER/128 IP) in 26 starts...he struck out 155 batters against 42 walks, while holding opponents to a .219 batting average
 - * Set career-highs in wins, ERA, starts, innings pitched, strikeouts, batting average against and WHIP (1.14)
- Started the season with Rancho Cucamonga, going 4-2 with 2.69 ERA (25 ER/ 83.2IP) before being promoted to Double-A Tulsa on July 14...finished the season with Tulsa, earning a 6-0 record with a 2.44

ERA in nine starts for the Drillers...won his first four starts with the Drillers and held his opponents to a .203 batting average with 1.08 WHIP...was named MiLB.com Organizational All-Star and California League Mid-Season All-Star

2017

Spent most of the season with Advanced-A Rancho Cucamonga, where he went 7-5 with a 3.92 ERA (27 ER/62.0 IP), striking out 73 batters against 18 walks while posting a 1.27 WHIP...appeared in three games for Single-A Great Lakes, posting a 0-1 record and a 3.38 ERA (3 ER/8.0 IP) with 12 strikeouts

2016

In his first professional season, he went 1-2 with a 3.77 ERA (13 ER/31.0 IP) in 19 games between Single-A Great Lakes and Rookie-level Ogden

Personal

Anthony D. Gonsolin...attended St. Mary's University, where he earned All-WCC First Team honors in 2016 as an outfielder/pitcher...he hit .307 with seven homers and 26 RBI while going 3-3 with a 3.86 ERA in 18 games on the mound...Prior to St. Mary's, he starred for Vacaville High School...He was named to the All-Monticello Empire League team and was named an Optimist Sacramento Area All-Star and garnered MVP honors for the South squad in the all-star game...originally selected by the Dodgers in the 9th round of the 2016 First-Year Player Draft out of Saint Mary's University.

Career Pitching Record																			
Year	Team	W-L	ERA	G	GS	CG	SHO	SV	IP	H	R	ER	HR	HB	BB	SO	WP	BK	AVG
2016	Ogden	1-0	2.60	10	0	0	0	2	17.1	12	5	5	1	0	5	15	0	0	.200
	Great Lakes	0-2	5.27	9	0	0	0	2	13.2	17	9	8	0	1	3	10	1	0	.309
2017	Great Lakes	0-1	3.38	3	0	0	0	1	8.0	8	3	3	2	0	0	12	0	0	.242
	Rancho Cucamonga	7-5	3.92	39	0	0	0	5	62.0	61	29	27	5	0	18	73	5	0	.254
2018	Tulsa	6-0	2.44	9	9	0	0	0	44.1	32	14	12	3	1	16	49	4	0	.203
	Rancho Cucamonga	4-2	2.69	17	17	0	0	0	83.2	72	31	25	5	0	26	106	10	0	.227
2019	LOS ANGELES	4-4	2.93	11	6	0	0	1	40.0	26	15	13	4	1	15	37	2	0	.178
	Oklahoma City	2-4	4.35	13	13	0	0	0	41.1	41	25	20	4	3	21	50	3	0	.248
2020	LOS ANGELES	2-2	2.31	9	8	0	0	0	46.2	32	13	12	2	1	7	46	3	0	.193
2021	LOS ANGELES	4-1	3.23	15	13	0	0	0	55.2	4	20	20	8	0	34	65	4	0	.202
	Rancho Cucamonga	0-0	3.86	1	1	0	0	0	2.1	3	1	1	0	0	1	1	0	0	.333
	Oklahoma City	0-0	3.48	3	3	0	0	0	10.1	6	4	4	2	0	3	9	1	0	.162
2022	LOS ANGELES	16-1	2.14	24	24	0	0	0	130.1	79	32	31	11	4	35	119	5	0	.172
	Oklahoma City	0-0	0.00	1	1	0	0	0	2.0	1	0	0	0	0	0	2	0	0	.167
Major League - 4 years		26-6	2.51	59	51	0	0	1	272.2	178	80	76	25	6	91	267	14	0	.183
Dodgers Totals - 4 years		26-6	2.51	59	51	0	0	1	272.2	178	80	76	25	6	91	267	14	0	.183
Minor League- 6 years		20-14	3.32	105	44	0	0	10	285.0	253	121	105	22	5	93	327	24	0	.234

Career Postseason Pitching Record																			
Year	Team	W-L	ERA	G	GS	CG	SHO	SV	IP	H	R	ER	HR	HBP	BB	SO	WP	BK	
2020	NLCS: LAD vs. ATL	0-1	9.95	2	1	0	0	0	6.1	5	7	7	2	0	6	8	0	0	
	WS: LAD vs. TB	0-1	6.00	2	2	0	0	0	3.0	4	2	2	2	0	3	5	0	0	
2021	NLCS: LAD vs. ATL	1-0	11.25	3	0	0	0	0	4.0	5	5	5	2	0	1	4	0	0	
2022	NLDS: LAD vs. SD	0-1	6.75	1	1	0	0	0	1.1	4	1	1	0	0	1	1	1	0	
Postseason Totals		1-2	9.20	8	4	0	0	0	14.2	18	15	15	6	0	11	18	1	0	
LDS Totals		0-1	6.75	1	1	0	0	0	1.1	4	1	1	0	0	1	1	1	0	
LCS Totals		1-1	10.45	5	1	0	0	0	10.1	10	12	12	4	0	7	12	0	0	
WS Totals		0-1	6.00	2	2	0	0	0	3.0	4	2	2	2	0	3	5	0	0	

Career Single-Game Bests

Low-Hit Complete Game:	---	Most Strikeouts:	10, September 20, 2020 at COL
Most Innings Pitched Starter:	7.2, July 1, 2022 vs. SD	Most Walks:	5, (2x), last July 30, 2021 at ARI
Most Innings Pitched Reliever:	5.0, September 10, 2020 at COL	Longest Winning Streak:	13 games, July 24, 2021 - July 7, 2022
Most Earned Runs Allowed:	5, July 13, 2022 at STL	Longest Losing Streak:	1 game, July 25, 2022

Fielding							
Position	PCT	G	PO	A	E	TC	DP
Pitcher	.977	59	20	22	1	43	0

Career Transactions

- June 10, 2016: Drafted by the Los Angeles Dodgers in the 9th round of the 2016 amateur draft. Player signed June 15, 2016.

Injured List

- April 4 - June 9, 2021 (right shoulder inflammation)
- August 31 - Sept. 4, 2021 (right shoulder inflammation)
- August 29 - Sept. 27, 2022 (right forearm strain)



Victor
GONZÁLEZ

LHP | 81

@aarongonzalez681

Bats: Left **Throws:** Left

Height: 6-0 **Weight:** 180

Opening Day Age: 27

Born: November 16, 1995 in Tuxpan, Nayarit, Mexico

Resides: Nayarit, Mexico

Acquired: Signed as a minor league free agent on July 2, 2012

ML Service: 2.103

ML Debut: July 31, 2020



Career Highlights

- * Southpaw enters his tenth professional season after spending time with both the Rookie-Level Arizona and Triple-A Oklahoma City last season...was added to the Dodgers' 40-man roster on October 31, 2019
- * Owns a 20-28 minor league record and has struck out 394 batters against 146 walks in 400.2 innings, averaging 8.85 strikeouts per 9.0 innings while posting a 2.70 strikeout-to-walk ratio
- * Proved to be a key cog in the World Champion Dodger bullpen, going 3-0 with a 1.33 ERA in 15 games (one start) with the Dodgers in 2020
- * Made his MLB debut on July 31, 2020 at Arizona, allowing one run on three hits in a 1.0-inning relief appearance...picked up his first win on Aug. 23, 2020 with 2.0 scoreless innings of relief in an 11-3 victory over Colorado
- * Signed by the Dodgers as a minor league free agent on July 2, 2012 out of Veracruz, Mexico

Year-By-Year

2022

- Started the campaign on the injured list and was eventually sent on a rehab assignment to the ACL Dodgers, where he pitched in one game, striking out two and giving up one hit across one frame
- Finished the season with Triple-A Oklahoma City, producing a 3.09 ERA and striking out 10 against five walks...gave up 10 hits, four runs, and a homer over 12 games in 11.2 innings
- Secured his only win of the season on Aug. 26 with Triple-A Oklahoma City, pitching a shutout inning of relief

2021

- Split time between the Dodgers, Triple-A Oklahoma City, and Single-A Rancho Cucamonga, appearing for 44 games, 12 games, and two games respectively
- Held a 3.57 ERA (14 ER/35.1 IP) through 44 games for a 3-1 record in the Majors...struck out 33 batters against just 19 walks
- Allowed just three longballs over 155 batters faced for a 0.76 homerun-per-nine innings mark
- Appeared with Triple-A Oklahoma City for 12 games, producing a 3.72 ERA (4 ER/9.2 IP) paired with 15 strikeouts against just two walks...held a 9.31 strikeout-per-nine inning mark
- Made two rehab appearances with Single-A Rancho Cucamonga (7/16 and 8/17)...allowed a combined three runs over 1.1 innings with three punchouts
- Spent some time on the Injured List...dealt with left plantar fasciitis during his second stint

Held left-handed batters to a .200 average (14-for-70)...tossed a season-high 1.2 innings on Aug. 19 against the Mets, allowing just one hit...struck out three batters on May 20 against Arizona...was incredibly affective in the month of May, keeping hitters to a .184 average (7-for-38) over 43 plate appearances

2020

- Saw his first big league action, going 3-0 with a 1.33 ERA, a 0.74 WHIP and a .176 opponents' batting average in 15 games (one start) over two stints with Los Angeles...struck out 23 against two walks in 20.1 innings
- Ranked among the NL's best relievers in ERA (4th), WHIP (4th) and opponents' slugging percentage (.203,

7th)

• Limited left-handers to a .143 batting average (5-for-35)... allowed only two extra-base hits (both doubles) in 20.1 regular season innings and did not yield a home run in either the regular or Postseason (27.0 combined IP)

Made his MLB debut on July 31, 2020 at Arizona, allowing one run on three hits in a 1.0-inning relief appearance...picked up his first win on Aug. 23, 2020 with 2.0 scoreless innings of relief in an 11-3 victory over Colorado...allowed two runs in 6.2 innings (2.70 ERA) in eight Postseason appearances to help lead the Dodgers to a World Championship...used in leverage situations and inherited runners in six of his eight appearances, allowing just three of the nine runners to score

2019

• In 38 games, he posted a combined 5-2 record with a 2.31 ERA (23 ER/89.2 IP) with 93 strikeouts against 32 walks across three different levels

• Started the season with Advanced-A Rancho Cucamonga, recording a 2-1 record with a 1.65 ERA (5 ER/27.1 IP) and 36 strikeouts

Was promoted to Double-A Tulsa on May 19, where he went 3-1 with a 2.23 ERA (12 ER/48.1 IP) in 15 games (eight starts)...finished the season with Triple-A Oklahoma City after being promoted on July 26, putting up a 3.86 ERA (6 ER/14.0 IP) and 13 strikeouts against four walks in 15 games with the OKC Dodgers

2018

Split the 2018 season between Single-A Great Lakes and Rookie-level Ogden, going a combined 1-5 with a 7.49 ERA over 33.2 IP with 25 K's against nine walks in 10 combined appearances (eight starts)...saw his first game action on June 11 after missing the entire 2017 season due to injury and starting the 2018 season on the disabled list

2017

Missed the entire season due to UCL Reconstruction (Tommy John) Surgery performed on March 5

2016

Posted a 3-6 record with a 3.61 ERA (38 ER/94.2 IP) in 22 games (19 starts) with Great Lakes, striking out 104 batters against 44 walks

2015

Compiled a 1-7 record and a 5.43 ERA (40 ER/66.1 IP) in 19 games (14 starts) between Ogden (RK), Great Lakes (A) and AZL Dodgers

2014

Spent the entire season with Rookie-advanced Ogden, putting up a 4-5 record with a 6.09 ERA (37 ER/54.2 IP)

2013

Began his professional career with the AZL Dodgers, appearing in 11 games (10 starts) while posting a 3.79 ERA (16 ER/38.0 IP) and striking out 45 batters

Personal

Victor Aaron González... resides in Tuxpan, Nayarit, Mexico... uncles, Fernando González, Rodolfo González, Joel Navarro González and Vinicio González, played professional baseball in Mexico...signed as a non-drafted free agent by Los Angeles on July 2, 2012... signed by scout Mike Brito

Career Pitching Record

Year	Team	W-L	ERA	G	GS	CG	SHO	SV	IP	H	R	ER	HR	HB	BB	SO	WP	BK	AVG
2013	AZL Dodgers	3-2	3.79	11	10	0	0	0	38.0	31	24	16	1	2	12	45	3	0	.223
2014	Ogden	4-5	6.09	12	12	0	0	0	54.2	79	45	37	7	1	22	41	5	1	.343
2015	AZL Dodgers	0-0	0.00	1	1	0	0	0	2.0	1	0	0	0	0	1	6	0	0	.143
	Ogden	0-1	6.43	2	2	0	0	0	7.0	10	5	5	1	0	2	5	3	0	.333
2016	Great Lakes	1-6	5.49	16	11	0	0	0	57.1	75	41	35	4	4	16	45	6	3	.316
	Great Lakes	3-6	3.61	22	19	0	0	0	94.2	79	49	38	7	7	44	104	5	2	.224
Did Not Play - Injury																			
2018	Great Lakes	0-3	5.61	6	6	0	0	0	25.2	33	17	16	3	0	5	18	3	0	.314
	Ogden	1-2	13.50	4	2	0	0	0	8.0	18	14	12	1	0	4	7	1	0	.429
2019	Rancho Cucamonga	2-1	1.65	8	5	0	0	0	27.1	17	7	5	0	0	14	36	2	0	.173
	Tulsa	3-1	2.23	15	8	0	0	2	48.1	48	15	12	4	2	14	44	1	0	.259
	Oklahoma City	0-0	3.86	15	0	0	0	0	14.0	16	7	6	3	0	4	13	1	0	.286
2020	LOS ANGELES	3-0	1.33	15	1	0	0	0	20.1	13	3	3	0	3	2	23	2	0	.176
2021	LOS ANGELES	3-1	3.57	44	1	0	0	0	35.1	32	14	14	3	3	19	33	1	0	.244
	Oklahoma City	2-0	3.72	12	0	0	0	0	9.2	10	4	4	1	2	2	15	4	0	.256
2022	Rancho Cucamonga	0-1	20.25	2	1	0	0	0	1.1	2	3	3	1	0	1	3	0	0	.333
	AZL Dodgers	0-0	0.00	1	0	0	0	0	1.0	1	0	0	0	0	0	2	0	0	.250
	Oklahoma City	1-0	3.09	12	0	0	0	0	11.2	10	4	4	1	0	5	10	1	0	.222
Major Leagues - 2 years		6-1	2.75	59	2	0	0	1	55.2	45	17	17	3	6	21	56	3	0	.220
Dodger Totals - 2 years		6-1	2.75	59	2	0	0	1	55.2	45	17	17	3	6	21	56	3	0	.220
Minor League - 9 years		20-28	4.34	139	77	0	2	400.2	430	235	193	34	18	146	394	35	6	.273	

Career Postseason Pitching Record

Year	Team	W-L	ERA	G	GS	CG	SHO	SV	IP	H	R	ER	HR	HBP	BB	SO	WP	BK
2020	NLDS: LAD vs. SD	0-0	0.00	1	0	0	0	0	1.0	0	0	0	0	0	0	0	0	0
	NLCS: LAD vs. ATL	0-0	4.50	3	0	0	0	0	2.0	2	1	1	0	0	2	2	0	0
	WS: LAD vs. TB	1-0	2.45	4	0	0	0	0	3.2	2	1	1	0	0	2	3	1	0
Postseason Totals		0-2	8.68	4	3	0	0	0	9.1	9	9	9	4	0	9	13	0	0
LDS Totals		0-0	0.00	1	0	0	0	0	1.0	0	0	0	0	0	0	0	0	0
LCS Totals		0-0	4.50	3	0	0	0	0	2.0	2	1	1	0	0	2	2	0	0
WS Totals		1-0	2.45	4	0	0	0	0	3.2	2	1	1	0	0	2	3	1	0

Career Single-Game Bests

Low-Hit Complete Game:	---	Most Strikeouts:	3, (4x), last, May 20, 2021 vs. ARI
Most Innings Pitched Starter:	1.0, September 27, 2020 vs. LAA	Most Walks:	2, June 23, 2021 at SD
Most Innings Pitched Reliever:	2.1, August 27, 2020 at SF	Longest Winning Streak:	6 games, August 23, 2020 - June 9, 2021
Most Earned Runs Allowed:	3, July 19, 2021 vs. SF	Longest Losing Streak:	1 games, July 5, 2021 - current

Career Fielding Record

Position	PCT	G	PO	A	E	TC	DP
Pitcher	1.000	44	2	0	0	10	1

Career Transactions

- July 2, 2012: Signed by the Los Angeles Dodgers as an amateur free agent.

Injured List

- July 6 - 19, 2021 (left plantar fasciitis)
- May 15, 2022 - November 11, 2022 (left forearm)



Brusdar
GRATEROL

RHP | 48

@Brusdar14Graterol

Bats: Right **Throws:** Right

Height: 6-1 **Weight:** 265

Opening Day Age: 24

Born: August 26, 1998 in Calabozo, Venezuela

Resides: Phoenix, AZ

Acquired: Trade with Minnesota along with Luke Raley for Kenta Maeda and Jair Camargo on Feb 10, 2020

ML Service: 2.167

MLB Debut: September 1, 2019



Career Highlights

- * Hard-throwing right-hander enters his fifth big league campaign and fourth season as a Dodger...was acquired by Los Angeles from Minnesota on Feb. 10, 2020 in a four-player deal
- * Has a 7-7 record with a 3.72 ERA and a 1.11 WHIP in 113 career games (four starts) in four MLB seasons with the Twins (2019) and Dodgers (2020-22)
- * Recorded his first big league save on June 26, 2022 vs. the Atlanta Braves...recorded four in five opportunities on the season
- * In 2020, tied Kansas City's Josh Staumont with the Majors' fastest average sinker at 99.3 MPH and threw the second fastest average four-seamer at 98.8 MPH (behind Dustin May, 99.1) among pitchers with a minimum of 250 pitches (Source: Baseball Savant)
- * Made his big league debut on September 1, 2019 at Detroit, tossing a scoreless inning of relief with a strikeout...earned his first Major League win on Sept. 14, 2019, striking out three over two scoreless frames
- * In 72 minor league games, he has a 22-8 record with a 2.73 ERA (71 ER/234.1 IP) while posting a 1.06 WHIP...has averaged 9.76 strikeouts per 9.0 innings, punching out 254 batters in 234.1 Minor League innings
- * Was selected as a Mid-Season All-Star in 2018 with Single-A Cedar Rapids and again in 2019 as a member of the Pensacola Blue Wahoos (AA)
- * Signed by the Minnesota Twins as an undrafted free agent on August 29, 2014 by scout Jose Leon

Year-By-Year

2022

- Spent majority of the season with the Dodgers, pitching in just four games for Triple-A Oklahoma City on a rehab assignment for right shoulder inflammation
 - In his four appearances for Triple-A Oklahoma City, went 1-0 with a 0.00 ERA in 3.2 scoreless innings...gave up only one hit and struck out four batters against a single walk
 - Capped off his fourth big league season with a 2-4 record and a 3.26 ERA (18 ER/49.2 IP), striking out 43 batters against 10 walks, posting a 7.79 strikeout-per-nine innings mark across 46 games (one start)
 - Recorded first Major League save on June 26 vs. the Atlanta Braves...totaled four in five opportunities on the season
 - Competitive against righties averaging .165 and held lefties to a .292...kept batters at an overall .215 average and kept hitters to a .180 average on the road
 - Matched his career high of pitching 2.0 innings four times this season (May 7 vs. CHC, May 21 vs. PHI, May 24 vs. WSH, July 10 vs. CHC)
- Placed on IL on July 15 due to right shoulder inflammation and sent to Triple-A Oklahoma City Dodgers on August 12 for rehab assignment...activated from IL by Los Angeles Dodgers on September 22...allowed two hits and one run in two postseason games, averaging .286...threw competitively when bases were loaded and only gave up on walk

2021

- Pitched for both the Dodgers and Triple-A Oklahoma City during season, appearing in 51 games between both clubs
- Over 34 games (one start) for the Dodgers, the righty went a perfect 3-0 with a 4.59 ERA (17 ER/33.1 IP) and 1.41 WHIP...fanned 27 batters and walked 13
- Produced a 2-2 record over 17 games with Triple-A Oklahoma City, tossing 16.2 innings and keeping hitters to a .194 average...struck out 20 batters and walked just five and recorded a 10.80 strikeout-per-nine innings mark
- Pitched 2.0 innings four times this season, matching his career high (7/25 vs. COL, 8/11 at PHI, 8/22 vs. NYM, 8/25 at SD)
- Was tough on the road, garnering a 1.42 ERA (3 ER/19.0 IP) with 15 strikeouts while limiting hitters to a .176 average
- Appeared in eight Postseason games, allowing just one earned run over 9.0 innings of work for a 0-1 record...struck out seven batters without issuing a walk

Faced bases loaded situations in six games and did not relinquish a hit...limited hitters to a .189 average across 24 instances with runners in scoring position...was solid from both sides of the plate, limiting lefties to a .286 average and righties to a .244 average...in Postseason play, the righty kept the opposition to a .129 average

2020

- In his first season with Los Angeles, went 1-2 with a 3.09 ERA and 0.90 WHIP in 23 games (two starts)...tied for ninth among NL relievers in WHIP
- Held opponents to a .225/.273/.288 slash line, allowing just three extra-base hits (two doubles, one home run)...limited right-handers to a .164 batting average (9-for-55)
- Tied with Kansas City's Josh Staumont with the Majors' fastest average sinker at 99.3 MPH and threw the second fastest average four-seamer at 98.8 MPH (behind Dustin May, 99.1) among pitchers with a minimum of 250 pitches (Source: Baseball Savant)

Used twice as an opener, allowing one run in 2.0 innings in that role in starts vs. Houston (Sept. 13) and at San Diego (Sept. 16)...tossed scoreless relief in eight of his nine Postseason appearances, posting a 3.52 ERA (3 ER/7.2 IP) with one save, a 0.91 WHIP and a .207 opponents' batting average...did not allow a run in his three World Series appearances (2.0 IP) to help lead the Dodgers to the title

2019

- Saw his first Major League action, posting a 1-1 record with a 4.66 ERA (5 ER/9.2 IP) in 10 relief appearances with the Twins
- Entered the season ranked third among Minnesota prospects according to Baseball America
- Had his contract selected on September 1 and made his big league debut the same day at Detroit...recorded first career strikeout, fanning Dawel Lugo, his first batter in the ninth inning... at 21.006-years-old, became 11th youngest Twins pitcher to ever make his debut, youngest since Rich Garces at 19.123-years-old in 1990
- Earned first career win September 14 at Cleveland (Game 2), pitching 2.0 scoreless innings with no hits, no walks and three strikeouts in a Twins 9-5 victory
- Combined to go 7-0, 1.92 ERA (13 ER/61.0 IP) with 23 walks, 61 strikeouts, a .179 opponents' batting average and one save in 18 games (11 starts) between Triple-A Rochester, Double-A Pensacola and the GCL Twins on the season.
- Named Twins Minor League Pitcher of the Week May 5, posting a 0.52 ERA (1 ER/17.1 IP), with 21 strikeouts and a .121 opponent batting average in two starts.

Appeared solely out of the Blue Wahoos and Red Wings bullpens following his final start on August 1, posting a 2.89 ERA (10.1 IP, 3 ER) with a .152 opponents batting average in seven combined appearances... named a Mid-Season All-Star for Double-A Pensacola after going 5-0, 1.89 ERA (10 ER/47.2 IP), 46 strikeouts to just 19 walks and a .188 opponent batting average...missed nearly 10 weeks with a shoulder impingement from May 25-August 7.

2018

- Combined to go 8-4 with a 2.74 ERA (31 ER/102.0 IP) and 107 strikeouts in 19 games with Single-A Cedar Rapids and Advanced-A Fort Myers
- Named Midwest League Mid-Season All-Star after going 2-2, 2.48 ERA (36.1 IP/10 ER) with six walks and 42 strikeouts in seven starts before the All-Star break

Spent two stints on the 7-day Injured List from May 8-14 with back spasms and May 30-June 6 with a right hand contusion

2017

- Ranked the fifth-best prospect in the Twins system by Baseball America

Returned from elbow surgery on August 26 and finished the season with a 4-1 record with a 2.70 ERA (12 ER/40.0 IP) and 45 strikeouts in 10 games (seven starts) with the GCL Twins and Rookie level Elizabethton

2016

Spent the entire season recovering from “Tommy John” surgery

2015

Made his professional debut on June 3 for the DSL Twins, tossing 3.0 innings while allowing five hits and striking out five batters...went 0-1 with a 2.45 ERA (3 ER/11.0 IP) but had his season cut short after undergoing “Tommy John” surgery on his right elbow on June 20

Personal

Brusdar Javier Graterol... married Allison Landa in the 2020 offseason in a ceremony in Florida....resides in Phoenix, Arizona... was originally signed as a non-drafted free agent by the Twins on August 29, 2014 by scout Jose Leon

Career Pitching Record																			
Year	Team	W-L	ERA	G	GS	CG	SHO	SV	IP	H	R	ER	HR	HB	BB	SO	WP	BK	AVG
2015	DSL Twins	0-1	2.45	4	4	0	0	0	11.0	12	4	3	0	2	1	17	1	0	.273
2016										----Injured----									
2017	Elizabethton	2-1	3.92	5	5	0	0	0	20.2	16	9	9	1	1	9	24	1	0	.213
	DSL Twins	2-0	1.40	5	2	0	0	0	19.1	10	3	3	1	2	4	21	2	0	.152
2018	Cedar Rapids	3-2	2.18	8	8	0	0	0	41.1	30	12	10	3	4	9	51	4	0	.195
	Fort Myers	5-2	3.12	11	11	0	0	0	60.2	59	22	21	0	5	19	56	4	1	.261
2019	MINNESOTA	1-1	4.66	10	0	0	0	0	9.2	10	5	5	1	1	2	10	2	0	.278
	Pensacola	6-0	1.71	12	9	0	0	1	52.2	32	10	10	2	3	21	50	2	0	.179
	Rochester	1-0	5.06	4	0	0	0	0	5.1	4	3	3	1	1	2	7	0	1	.211
	DSL Twins	0-0	0.00	2	2	0	0	0	3.0	1	0	0	0	0	4	0	0	0	.111
2020	LOS ANGELES	1-2	3.09	23	2	0	0	0	23.1	18	9	8	1	3	3	13	0	0	.225
2021	LOS ANGELES	3-0	4.59	34	1	0	0	0	33.1	34	18	17	2	5	13	27	2	0	.260
	Oklahoma City	2-2	6.48	17	0	0	0	1	16.2	12	12	12	1	2	5	20	3	0	.194
2022	LOS ANGELES	2-4	3.26	46	1	0	0	4	49.2	39	20	18	3	3	10	43	0	0	.215
	Oklahoma City	1-0	0.00	4	0	0	0	0	3.2	1	0	0	0	0	1	4	0	0	.091
Major Leagues - 4 years		7-7	3.72	113	4	0	0	4	116.0	101	52	48	7	12	28	93	4	0	.236
Dodgers Total - 3 years		6-6	3.64	103	4	0	0	4	106.1	91	47	43	6	11	26	83	2	0	.219
Minor League - 6 years		22-8	2.73	72	41	0	0	2	234.1	177	75	71	9	20	71	254	17	2	.209

Career Postseason Pitching Record																			
Year	Team	W-L	ERA	G	GS	CG	SHO	SV	IP	H	R	ER	HR	HB	BB	SO	WP	BK	
2019	ALDS: MIN vs. NYY	0-0	0.00	1	0	0	0	0	1.0	1	0	0	0	0	0	2	0	0	
2020	NLWC: LAD vs. MIL	0-0	0.00	1	0	0	0	1	1.0	1	0	0	0	0	0	0	0	0	
	NLDS: LAD vs. SD	0-0	0.00	1	0	0	0	0	1.1	0	0	0	0	0	0	0	0	1	
	NLCS: LAD vs. ATL	0-0	8.10	4	0	0	0	0	3.1	3	3	3	0	0	1	4	0	0	
	WS: LAD vs. TB	0-0	0.00	3	0	0	0	0	2.0	2	0	0	0	0	0	0	0	0	
2021	NLDS: LAD vs. SF	0-0	0.00	4	0	0	0	0	3.2	3	0	0	0	0	0	3	0	0	
	NLCS: LAD vs. ATL	0-1	4.70	7	0	0	0	0	4.1	1	1	1	0	1	0	4	0	0	
2022	NLDS: LAD vs. SD	0-1	0.00	2	0	0	0	0	1.1	2	1	0	0	0	0	0	0	0	
Postseason Totals		0-2	1.89	20	0	0	0	1	19.0	12	5	4	0	2	1	13	0	1	
WC Totals		0-0	0.00	2	0	0	0	1	2.0	1	0	0	0	1	0	0	0	0	
LDS Totals		0-1	0.00	8	0	0	0	0	7.1	5	1	0	0	0	0	5	0	1	
LCS Totals		0-1	4.70	7	0	0	0	0	7.2	4	4	4	0	1	1	8	0	0	
WS Totals		0-0	0.00	3	0	0	0	0	2.0	2	0	0	0	0	0	0	0	0	

Career Single-Game Bests			
Low-Hit Complete Game:	---	Most Strikeouts:	3 (3x), last: May 21, 2022 at PHI
Most Innings Pitched - Starter:	1.0, October 27, 2021 vs. COL	Most Walks:	3, August 25, 21 at SD
Most Innings Pitched - Reliever:	2.0, (9x), last, July 10, 2022 vs. CHC	Longest Winning Streak:	5 games, July 3, 2021 - May 13, 2022
Most Earned Runs Allowed:	3, (4x), last, June 5, 2022 vs. NYM	Longest Losing Streak:	2 games, May 27 - June 9, 2022

Career Fielding Record							
Position	PCT	G	PO	A	E	TC	DP
Pitcher	1.000	113	22	27	0	49	3

Career Transactions

- August 29, 2014: Signed by the Minnesota Twins as an amateur free agent
- February 10, 2020: Traded to the Los Angeles Dodgers along with OF Luke Raley and 67th pick in the 2020 draft in exchange for RHP Kenta Maeda and catcher Jair Camargo.

Injured List

- July 14 - August 12, 2022 (right shoulder inflammation)
- Sept. 1 - 22, 2022 (right elbow inflammation)



Michael GROVE

RHP | 78

@mgrove_2

Bats: Right **Throws:** Right**Height:** 6-3 **Weight:** 200**Opening Day Age:** 26**Born:** December 18, 1996 in Wheeling, WV**Resides:** Wheeling, WV**Acquired:** Drafted in the second round of the 2018 First-Year Player Draft out of West Virginia University**ML Service:** 0.031**MLB Debut:** May 15, 2022

Career Highlights

- * West Virginia native looks to his fourth professional season in Dodger Blue after making his Major League debut last season
- * Owns a 2-14 Minor League record with a 5.84 ERA (129 ER/198.2 IP) in 61 games (57 starts) with 251 strikeouts against 87 walks...has held opponents to a .270 average
- * Boasts a Major League record of 1-0 in seven games (six starts) with a 4.60 ERA (15 ER/ 29.1 IP) with 24 strikeouts
- * Made his Major League debut on May 15 against Philadelphia, striking out three over 3.2 innings while not factoring in the decision... recorded his first Major League strikeout on the second batter he faced, Alec Bohm, in six pitches
- * Recorded his first Major League win on Sept. 25 vs. St. Louis, allowing three hits, one earned run, one walk, and punching out three in 5.0 innings
- * Played two seasons of collegiate baseball with West Virginia, posting a 5-5 record with a 3.13 ERA in 25 games (16 starts), allowing 74 hits and striking out 117 batters in 92.0 innings
- * As a sophomore, he was named to the All-Big 12 Second Team and Academic All-Big 12 First Team after going 3-1 with a 2.87 ERA (15 ER/47.0 IP) and holding batters to a .174 average
- * Was limited to nine starts in 2017 before sustaining a season-ending arm injury that would result in Tommy John surgery
- * Originally selected by the Dodgers in the second round of the 2018 First-Year Player Draft out of West Virginia

Year-By-Year

2022

- Split the season between Double-A Tulsa (5 GS), Triple-A Oklahoma City (14 G, 12 GS), and the Los Angeles Dodgers (7 G, 6 GS)
 - Started the season with Double-A Tulsa, going 0-1 in five starts with an ERA of 2.76 (5 ER/16.1 IP)...gave up 11 hits, one home run, and five walks as he punched out 22 batters while holding hitters to a .180 average
 - Appeared in 14 games (12 starts) with Triple-A Oklahoma City with a 1-4 record and a 4.07 ERA (27 ER/ 59.2 IP)...struck out 68 batters while giving up 56 hits, 32 runs, 10 homers, and 21 walks
 - Finished the season with the Dodgers, recording one win and no losses over four stints...posted a 4.60 ERA (15 ER/ 29.1 IP) on 32 hits, 10 walks and 24 strikeouts
 - Made his Major League debut on May 15, 2022, against Philadelphia, tossing 3.2 innings and giving up four hits, four runs, and three walks while striking out three while not factoring in the decision... recorded his first Major League strikeout on the second batter he faced, Alec Bohm, in six pitches
 - Recorded his first Major League win on September 25 vs. St. Louis, allowing three hits, one earned run, one walk, and punching out three in 5.0 innings
 - Ended the season on an 18-game streak of having at least one strikeout (since June 7)
- Punched out a season-high 10 batters in five scoreless innings on August 17 with Oklahoma City vs. Sugar Land...was

even keeled against righties and lefties with the Dodgers, holding them to .241 and .275 batting average respectively... pitched a minor league career-best 90 strikeouts in the minors, as well as a career-low WHIP of 1.22

2021

Pitched the entire season with Double-A Tulsa, garnering a 1-4 record across 21 games (19 starts) with a 7.86 ERA (62 ER/71.0 IP)...racked up 88 strikeouts and limited the opposition to a .290 average...registered a 11.15 strikeout-per-nine mark...struck out seven batters in three separate occasions (5/23 vs. WCH, 8/6 at SPR, 8/12 vs. WCH)...did not allow a walk in two games (8/6 at SPR, 9/5 vs. SPR)

2020

Spent the entire campaign at the alternate site

2019

Went 0-5 with a 6.10 ERA (35 ER/51.2 IP) and a 1.55 WHIP in 21 games with the Rancho Cucamonga Quakes (Advanced-A)...in 512 innings of work, he struck out 73 batters against 19 walks, averaging 12.8 strikeouts per nine innings

Personal

Michael Grove... son of Jeff and Stephanie Grove...attended Wheeling Park High School (WV) where he recorded a 1.20 ERA with 54 strikeouts in 33.2 innings in 2014 while hitting .488 and was named to the 2014 West Virginia Sports Writer's Association All-State First Team

Career Pitching Record

Year	Team	W-L	ERA	G	GS	CG	SHO	SV	IP	H	R	ER	HR	HB	BB	SO	WP	BK	AVG
2019	Rancho Cucamonga	0-5	6.10	21	21	0	0	0	51.2	61	37	35	7	1	19	73	7	0	.293
2021	Tulsa	1-4	7.86	21	19	0	0	0	71.0	85	62	62	19	1	42	88	11	0	.293
2022	LOS ANGELES	1-0	4.60	7	6	0	0	0	29.1	32	21	15	6	0	10	24	2	0	.260
	Tulsa	0-1	2.76	5	5	0	0	0	16.1	11	8	5	1	0	5	22	3	0	.180
	Oklahoma City	1-4	4.07	14	12	0	0	0	59.2	56	32	27	10	1	21	68	5	0	.247
Major League - 1 year		1-0	4.60	7	6	0	0	0	29.1	32	21	15	6	0	10	24	2	0	.260
Dodger Totals - 1 year		1-0	4.60	7	6	0	0	0	29.1	32	21	15	6	0	10	24	2	0	.260
Minor League - 4 years		2-14	5.84	61	57	0	0	0	198.2	213	139	129	37	3	87	251	26	0	.270

Career Single-Game Bests

Low-Hit Complete Game:	---	Most Strikeouts:	7, Sept. 20, 2022 vs. AZ
Most Innings Pitched Starter:	5.0, (4x), last, Oct. 1, 2022 vs. COL	Most Walks:	3, May 15, 2022 vs. PHI
Most Innings Pitched Reliever:	1.0, June 1, 2022 vs. PIT	Longest Winning Streak:	1 game, Sept. 25, 2022 - current
Most Earned Runs Allowed:	2, (2x), last, Oct. 1, 2022 vs. COL	Longest Losing Streak:	---

Career Fielding Record

Position	PCT	G	PO	A	E	TC	DP
Pitcher	1.000	7	1	4	0	5	1

Career Transactions

- June 6, 2018: Drafted in the second round of the 2018 First Year Player Draft out of West Virginia University

Injured List

- No injuries at the Major League level



Yonny HERNÁNDEZ

IF | 60

@yonnyhernandez18

Bats: Switch **Throws:** Right**Height:** 5-9 **Weight:** 185**Opening Day Age:** 24**Born:** May 4, 1998 in Maturin, Venezuela**Resides:** Maturin, Venezuela**Acquired:** Traded from the Oakland Athletics for cash on Dec. 15, 2022**ML Service:** 0:09**MLB Debut:** August 5, 2021

Career Highlights

- * Switch-hitting speedy infielder owns a .198/.293/.228 slashline with five doubles and six RBI over two big league seasons...previously played for Texas (2021-22) before being traded to the Dodgers in Dec. 2022
- * Made his Major League debut with the Texas Rangers on Aug. 5, 2021 at Los Angeles-AL, walking once in two at-bats...secured his first big league hit the following day at Oakland, singling to center field in his first at-bat of the game
- * Across seven seasons in the minor leagues, the Venezuelan owns a .262/.388/.324/.712 career slashline with 53 doubles, 21 triples, five home runs and 200 RBI...has walked 325 times and struck out 307
- * Named a Carolina League mid-season All-Star in 2019 and was recognized as CL Player of the Week for 4/22-28 after reaching base 16 times in six games
- * Named Texas Organization All-Star by MiLB.com in 2018 after batting .261/.374/.325 with a .699 OPS in 119 games with Single-A Hickory and Double-A Frisco
- * Signed by the Texas Rangers on July 2, 2012 to a minor league contract

Year-By-Year

2022

- Began the year with Triple-A Round Rock for one game before getting traded to the Arizona Diamondbacks on April 7...was immediately assigned to Triple-A Reno where he played three games before getting called up to the big leagues...played 12 total games with Arizona and spent the rest of the season with Triple-A Reno
- With Triple-A Reno, the righty posted a .244/.353/.328/.681 slashline with six doubles, six triples, one home run, and 31 RBI
- Stole 30 bases with Triple-A Reno, the most swipes since 2019...was caught five times
- Started 44 games at second base in Triple-A, logging 375.2 innings and committing just two errors...also spent time at third base (11 GS) and shortstop (12 G, 11 GS)
- With Arizona, appeared in 12 games for a .083 average (2-for-24) with two walks and two stolen bases...defensively appeared at third base (10 G, 6 GS) and second base (2 G, 1 GS), logging 68.0 innings without an error
- Stole two bases at the Major League level: April 16 at NYM and April 20 at WSH

2021

- Opened the campaign with Triple-A Round Rock and had his contract selected by Texas on Aug. 5, starting 40 of the Rangers' final 54 G down the stretch
- Batted .217/.315/.252/.567 (31-143) with six RBI while going 11-for-13 in stolen base attempts with the Rangers...had no strikeouts in the first 26 plate appearances of his career
- Appeared in 44 Major League games (40 starts) in his debut season, seeing action defensively across the infield: 3B (28 GS), 2B (8 GS), SS (4 GS)
- Switch-hitter posted a combined .232 BA (23-for-99) vs. RHP and .182 BA (8-for-44) vs. LHP in both the Majors and Minor Leagues...26 of his 31 hits (83.9%) went for singles, though two of his last three hits to end the season were doubles

- From the time of his promotion (Aug. 5) to the end of the regular season, ranked among Texas batters in stolen bases (1st), walks (2nd, 17) and times on base (4th, 52)...his 11 steals from Aug. 10 - end of season led all Rangers and ranked T-5th most in the Majors over that span
- Worked career-high three walks on Sept. 25 at BAL, matching single-game record for a Texas rookie (20x)
- Posted a .250/.424/.330 slashline with Triple-A Round Rock over 61 games for seven doubles, two triples, and one home run for 13 RBI

2020

- Did not see official game action after the minor league season was cancelled due to the pandemic
- Was invited to the Alternate Training Site in Arlington where he participated in workouts and scrimmages alongside fellow Texas farmhands... did not appear in Fall Developmental League in Arizona
- Played 16 G for Vaqueros of the Colombian Winter Baseball League after the season, recording more walks (12) than strikeouts (10).

2019

- Led Texas farmhands in stolen bases (33) and walks (78) while compiling career-bests in several offensive categories, including OBP (.413), hits (120), and RBI (50) over 122 G at Double-A Frisco and Advanced-A Down East
- Named a Carolina League mid-season All-Star and was recognized as CL Player of the Week for 4/22-28 after reaching base 16 times in six games
- Posted a 25-G on-base streak with Advanced-A Down East from 4/20-5/15, 6th-longest in the CL in 2019
- Played for Auckland in the Australian Baseball League following the season, batting .229 (19-83) in 27 G... named as having the best strike-zone discipline in the Texas organization (Baseball America).

2018

- Combined to bat .261 (97-372) in 119 G with Single-A Hickory and Double-A Frisco...ranked among South Atlantic League leaders in stolen bases (2nd, 44) and walks (3rd, 58) while leading the Crawdads in both categories
- Spent majority of his time at shortstop with Single-A Hickory, playing in 65 games while committing just 13 errors in 252 total chances...also appeared defensively at center field (1 G) and third base (1 G)
- Named Texas Organization All-Star by MiLB.com

2017

- Made stops at three teams during the season: Rookie-level Rangers (32 G), Single-A Spokane (18 G), and Double-A Frisco (3 G)
- Combined to hit .233/.370/.301 for nine doubles, one home run, and 21 RBI in 53 games across all three levels...reached on an error five times
- Defensively appeared at shortstop (24 G, 21 GS), second base (26 G, 25 GS), and third base (3 GS), committing just nine errors in 250 total chances for a .941 fielding percentage
- Hit his sole home run of the year on July 24 at Hillsboro with Single-A Spokane

2016

- Played 61 games with DSL-Rangers, slashing .293/.402/.367 with a .769 OPS for six triples and 31 RBI... stole 31 bases and was caught nine times
- Spent majority of his time at second base, starting 50 games over 413.1 innings, totaling 133 assists and just five errors in 259 total chance...also spent time at short stop (11 G, 10 GS)

2015

- Slashed .233/.366/.273 in 44 games with DSL-Rangers in his first professional season...tallied four doubles, 13 RBI and five stolen bases

PERSONAL

Yonny Jose Hernandez...wife's name is Massiel... nickname is "Mosquito" due to his pest-like playing style... starred for Team Venezuela in the 2011 Little League World Series as both a hitter and pitcher, reaching the semi-finals of the international bracket...hit two home runs in Venezuela's 8-0 victory over British Columbia in Williamsport, Penn. on 8/16/11...Signed by the Texas Rangers on July 2, 2012 to a minor league contract

Career Batting Record

Year	Team	AVG	G	AB	R	H	2B	3B	HR	RBI	SH	SF	HBP	BB	SO	SB	CS	OBP	SLG	E
2015	DSL Rangers	.233	44	150	33	35	4	1	0	13	3	1	6	26	30	5	8	.366	.273	8
2016	DSL Rangers	.293	61	215	55	63	4	6	0	31	8	6	6	37	22	32	9	.402	.367	7
2017	AZL Rangers	.231	32	117	25	27	7	0	12	24	0	2	3	24	11	13	2	.370	.291	6
	Spokane	.250	18	56	13	14	2	0	1	9	2	1	1	12	12	4	3	.386	.339	3
	Frisco	.000	3	3	0	0	0	0	0	0	0	0	0	0	1	0	0	.000	.000	0
2018	Hickory	.260	115	361	56	94	12	3	2	40	15	2	7	58	65	44	15	.371	.327	16
	Frisco	.273	4	11	3	3	0	0	0	1	0	1	0	4	3	2	0	.438	.273	1
2019	Delmarva	.298	72	245	42	73	6	1	0	34	4	3	9	48	47	17	14	.426	.331	5
	Frisco	.276	50	170	28	47	5	2	0	16	3	0	3	30	25	16	4	.394	.329	8
2021	Round Rock	.250	61	192	42	48	7	2	1	13	1	0	7	51	44	21	10	.424	.323	9
	TEXAS	.217	43	143	15	31	5	0	0	6	1	1	4	17	32	11	2	.315	.252	2
2022	Round Rock	.000	1	3	0	0	0	0	0	0	0	0	0	0	0	0	0	.000	.000	0
	Reno	.244	70	250	49	61	6	6	1	31	3	0	7	35	47	30	5	.353	.328	3
	ARIZONA	.083	12	24	2	2	0	0	0	2	0	0	2	4	2	0	0	.154	.083	0
Major League- 2 years		.198	55	167	17	33	5	0	0	6	3	1	4	19	36	13	2	.293	.228	2
Minor League- 7 years		.262	531	1173	346	465	53	21	5	200	39	16	49	325	307	184	70	.388	.324	64

Career Single-Game Bests

Most Hits:	2, (8x), last, Sept. 6, 2021 at LAA	Most Stolen Bases:	2, (2x), last, Sept. 5, 2021 at LAA
Most RBI:	1, (6x), last, Sept. 15, 2021 vs. HOU	Most Walks:	3, Sept. 25, 2021 at BAL
Most Home Runs:	---	Longest Hitting Streak:	5 games, August 23- 30, 2021
Most Runs Scored:	2, (5x), last, April 20, 2022 at WAS	Grand Slams:	---

Career Fielding Record

Position	PCT	G	PO	A	E	TC	DP
Second Base	.977	11	16	27	1	44	10
Shortstop	1.000	6	6	14	0	20	0
Third Base	.990	39	30	74	1	105	2

Career Transactions

- July 2, 2014: Signed by the Texas Rangers as an amateur free agent.
- April 7, 2022: Traded by the Texas Rangers to the Arizona Diamondbacks for Jeferson Espinal (minors).
- November 3, 2022: Selected off waivers by the Oakland Athletics from the Arizona Diamondbacks.
- December 15, 2022: Purchased by the Los Angeles Dodgers from the Oakland Athletics.

Injured List

- No injuries at the Major League level



Daniel HUDSON

RHP | 41

@Dodgers

Bats: Right **Throws:** Right
Height: 6-4 **Weight:** 215
Opening Day Age: 36
Born: March 9, 1987 in Lynchburg, VA
Resides: Chandler, AZ
Acquired: Signed a one-year contract through the 2023 season with Los Angeles
ML Service: 12.106
ML Debut: September 4, 2009



Career Highlights

- * Entering his 14th season in the Majors and is a combined 59-43 with a 3.81 ERA (334 ER/789.1 IP) and 749 strikeouts and 32 saves.
- * Missed most of 2022 season after tearing a torn anterior cruciate ligament on June 24 and was placed on IL on June 25th
- * As a reliever (2009, 2014-present), has had 393 games in relief with 27 saves and a save percentage of 59%.
- * Made his Major League debut on September 4, 2009, with the Chicago White Sox, giving up no hits, no walks, and striking out one batter in two innings versus the Boston Red Sox.
- * Recorded his first career win in his second start on September 27, 2009, against the Detroit Tigers, giving up three hits, five walks, and striking out four batters over six innings.
- * Has held hitters to a .242 career average; and has a 22.3% strikeout percentage.
- * Won the 2011 Silver Slugger with the Arizona Diamondbacks, posting a batting average of .277 with 18 hits in 65 at bats.
- * Originally drafted by the Chicago White Sox in the fifth round of the 2008 First Year Player Draft out of Old Dominion University.

Year-By-Year

2022

- Made 25 appearances with the Dodgers before sustaining an ACL tear on June 24 against the Brewers...placed on IL June 25th
- Went 2-3 posting a 2.22 ERA (6 ER/24.1IP), recording five saves in six opportunities...struck out 30 against five walks across 25 games
- Held batters to a .193 average, limiting lefties to a .174 average and righties to a .214 average
- Had a 8.2 scoreless innings streak from May 16 to June 8

2021

- Began the season with the Nationals recording 14 holds in 32.2 innings played and produced a 2.20 earned run average (8 ER/ 32.2 IP) in 31 games for the Nationals
- Traded to the San Diego Padres on July 30, 2021...Placed on COVID-19 10-day injured list on July 29, 2021, and was reinstated on August 11, 2021
- Went 1-2 and produced a 5.21 earned run average (11 ER/ 19.0 IP) in 23 games for the Padres recording 2 holds in 19.0 innings

Finished the 2021 season with a 3.31 earned run average and 75 strikeouts over 51.2 innings pitched...Recorded a 1.37 WHIP, the highest he's had with a single team since 2017...Opposing batters hit .313 against him this season...Struck out 75 batters, issued 16 walks and allowed eight home runs...He signed a one-year contract on November 30, 2021 with the Los Angeles Dodgers.

2020

Ranked fifth in National League with 10 saves (10th in MLB)...Opposing batters hit .195 (15-for-77) against him this season...Lefties hit .139 (5-for-36) with 15 strikeouts and five walks...Allowed just one of eight (12.5%) inherited runners to score...Started strong, tossing scoreless relief in six of first seven outings...2020 Pitch Mix: Four Seam

(75.9%), Slider (16.7%), Changeup (5.6%), Curve (1.9%).

2019

Began the season with Toronto before being acquired by the Nationals at the Trade Deadline...Went 3-0 with six saves and a 1.44 ERA in 24 games for the Nationals...He recorded the final out of Washington's World Series Championship run, striking out Houston's Michael Brantley to cap the 6-2 victory...Tossed scoreless relief in seven of nine Postseason outings and went 4-for-4 in Postseason save chances...Also recorded the final out of the Wild Card Game vs. Milwaukee and NLCS Game 4 vs. St. Louis...In 69 games between Toronto and Washington, he went 9-3 with eight saves and a 2.47 ERA...He struck out 71 batters, issued 27 walks and allowed eight home runs...He ranked third in Major League Baseball having allowed 16.7% (6-of-36) of his inherited runners to score...In the month of September, he went 5-for-5 in save opportunities while posting a 0.00 ERA (0 ER/10.2 IP), eight strikeouts and a 0.94 WHIP in nine appearances...From Aug. 25 through the end of the season, opposing left-handed batters went 3-for-22 (.136) with zero extra-base hits against him.

2018

Made 40 appearances in 2018 with Dodgers and held lefties to a .194 average (13/67)...Missed final two months of season with right forearm tightness.

2017

Set career high in appearances, one more than he made with Arizona in 2016...Posted a 2.75 ERA (36.0ip/11er) in 39 games at home and a 6.66 ERA (25.2ip/19er) in 32 road games...Produced a 3.43 ERA (39.1ip/15er) and a .211 batting average against (30-for-142) in his final 46 games, beginning on 6/2...Made his debut with the Pirates on Opening Day (4/3 at Boston) and struck out three batters in his 1.0ip; it was also his 200th career game in the Majors...Did not allow an earned run in 13 appearances from 6/27 thru 8/2 (10.0ip)...Tied career high (second time) with four strikeouts in relief on 8/25 at Cincinnati... Won his two games on 6/10 vs. Miami and 7/17 vs. Milwaukee.

2016

Set career highs in saves and appearances in his sixth season with Arizona...Held the opposition scoreless in 52 of his 70 outings, including in 21 of his final 25...Stranded a team-high 17 of his 22 inherited runners (77%)...Posted a 2.75 ERA (52.1ip/16er) in 51 outings when pitching 1.0 inning or more...Tossed a season-high 2.0 innings on 4/18 at San Francisco...Held right-handed batters hitless in their first 26 at bats thru 5/14...Began the season with a 1.55 ERA (29.0ip/5er) and a .130 opponent average after his first 30 appearances thru 6/21...Was scored upon in 10 of his 15 outings between 6/23 and 8/2, giving up 31 runs (26 earned) in 9.2 innings of work...Produced a 1.66 ERA (21.2ip/4er) and a .235 opponents average over his last 25 games, beginning with the action on 8/5...Went 11 games (8.0ip) without allowing a run from 8/5-25...Converted five of his seven save opportunities

2015

In his first full season following 2 Tommy John surgeries, went 4-3 with 4 saves and a 3.86 ERA (29 ER in 67.2 IP) in a career-high 64 games (1 start)...Led Arizona with 20 holds, which tied for 11th in the NL...Averaged a career-high 9.44 strikeouts per 9.0 IP (71 SO)...Start on May 10 vs. Padres (0 ER in 3.1 IP) was his first since June 26, 2012 at Braves...Earned the win on May 19 at Marlins with 2.0 scoreless innings, his first victory since June 14, 2012 at Rangers...the 2 years, 339 days between wins was the second longest by a D-back (3 years, 1 day by Micah Owings on May 26, 2011 at Rockies)...Recorded his first career save on June 14 at Giants.

2014

Returned from two Tommy John surgeries to pitch in three games with Arizona...began the season on the disabled list following his second ligament surgery in 2014 and was reinstated from the disabled list on Sept. 1...Threw 1.0 perfect inning on Sept. 3 @ Padres, his first big league outing since June 26, 2012 @ Braves...was the fourth pitcher to have ligament replacement surgery in consecutive years and return to the Majors: Doug Brocail, Mike Lincoln and Denny Stark (source: Jeff Passan & @MLBPlayerAnalys)...Did not pitch after Sept. 13 vs. Padres (1 ER in 1.0 IP)...Made six rehab starts with Rookie AZL D-backs and Triple-A Reno, posting a 1.50 ERA (1 ER in 6.0 IP)

2013

Missed the entire season after re-tearing his ulnar collateral ligament in his right elbow...Underwent his second Tommy John surgery on June 18 in Birmingham, Ala. (performed by Dr. James Andrews)...Made 1 rehab start with Double-A Mobile (1 ER in 2.0 IP)...left the game with right elbow soreness...Started 3 Extended Spring Training games.

2012

Made just 9 starts in his third season with the D-backs, going 3-2 with a 7.35 ERA (37 ER in 45.1 IP)...did not pitch after June 26 due to a torn ulnar collateral ligament in his right elbow...On the 15-day disabled list for the first time in his career from April 21-May 27 with a right shoulder impingement...Removed from his start on June 26 @ Braves with right forearm tightness...MRI the following day revealed a torn UCL...Underwent Tommy John surgery on July 9 in Los Angeles (performed by Dr. Lewis Yocum).

2011

Went 16-12 with a 3.49 ERA (86 ER in 222.0 IP) and 3 complete games in 33 starts in his first full season with the D-backs...Ranked among the National League leaders in starts (T4th), innings pitched (T5th), wins (T6th) and walks per 9.0 IP (9th, 2.03)...Won his first NL Silver Slugger Award®, hitting .277 (18-for-65) with 3 doubles, 1 home run and 14 RBI...joined Micah Owings (2007) as the only two D-backs pitchers to garner the honor...Led all NL pitchers in batting average, RBI, hits and on-base (.209) and slugging percentage (.369)...Was 16-8 with a 3.19 ERA (70 ER in 197.2 IP) after starting 0-4 with a 5.92 ERA (16 ER in 24.1 IP)...his 16 wins were tied for the third-most in the NL from April 26...His streak of 13 straight quality starts from Aug. 1, 2010-April 9, 2011 tied for the third-longest in franchise history with Brandon Webb (2005-06)...Had 3 complete games: June 17 vs. White Sox, July 17 vs. Dodgers and Sept.

9 vs. Padres...became the eighth D-backs' pitcher to toss at least 3 complete games in a season along with Randy Johnson (5 times), Curt Schilling (4 times), Brandon Webb (3 times), Dan Haren (once), Javier Vazquez (once), Miguel Batista (once) and Omar Daal (once)...Named co-NL Player of the Week (first honor) along with the Brewers' Shaun Marcum for May 16-22 after going 2-0 with a 1.80 ERA (1 ER in 15.0 IP)...Tossed his first career complete game in a 4-1 win on June 17 vs. White Sox, allowing a run on 3 hits and a walk with 5 strikeouts...became just one of four D-backs pitchers to toss a complete game at 24 years or younger, joining Micah Owings (2007, 24), Brandon Webb (2003, 24) and Jeff Suppan (1998, 23)...Threw his second career complete game and hit his first career home run (off Ted Lilly)... according to Elias Sports Bureau, became the first pitcher to throw a complete game and hit his first career homer since the Mets' Johan Santana on July 6, 2010 vs. Reds...Had a career-long 7-game winning streak from May 17-July 17...POSTSEASON: Suffered the loss in Game 2 of the NLDS vs. Brewers (5 ER in 5.1 IP).

2010

Was one of the most dominant pitchers in baseball over the final two months of the season with a 7-1 record with a 1.69 ERA (15 ER in 79.2 IP), .183 opponents average, 16 walks and 70 strikeouts in 11 starts for the D-backs after being acquired in a July 30 trade with the White Sox...Went 8-2 with a 2.45 ERA (26 ER in 95.1 IP) and .202 opponents average with 27 walks and 84 strikeouts in a combined 14 starts for the White Sox and D-backs...Earned Rookie of the Year honors from the Arizona Chapter of the BBWAA...all 11 of his starts for the D-backs were quality starts...worked 7.0 innings or more in 9 games...allowed 2 runs or less in 10 outings, giving up 3 runs only once...D-backs were 8-3 in his starts...Among all NL pitchers enduring the final two months of the season, only the Phillies' Roy Oswalt (1.41) and the Cubs' Carlos Zambrano (1.60) had a better ERA...also tied for the fewest pitches per inning at 14.5, third with a .183 opponents average and 15 earned runs allowed, tied for third with 7 wins, fourth with 51 hits allowed and 5.76 hits per 9.0 innings, tied for fourth with an .875 winning percentage, tied for fifth with 16 extra-base hits, seventh with 1.81 walks per 9.0 innings, and tied for seventh with 79.2 innings pitched...His .997 combined WHIP with the White Sox and D-backs led all Major League pitchers that made at least 10 starts...Among NL rookie hurlers with a minimum of 10 starts, ranked first in ERA, opponents average, winning percentage, hits allowed and runs allowed...Among all Major League rookie pitchers with a minimum of 10 starts, had the lowest ERA (2.45) and opponents average (.202), the second-fewest earned runs allowed (26) and the seventh-fewest walks (27)...Named to the United States roster for the 2010 All-Star Futures Game in Anaheim, Calif., but did not participate...Opened the season in the White Sox system at Triple-A Charlotte and went 11-4 with a 3.47 ERA (36 ER in 93.1 IP)...and .228 opponents average with 31 walks and 108 strikeouts over 17 starts to earn a selection to the International League midseason All-Star team...had 8 quality starts...at the time of his promotion, led the league in strikeouts and tied for first in wins...in 7 starts in June and July, went 5-2 with a 2.03 ERA (9 ER in 40.0 IP) and .184 opponents average with 15 walks and 46 strikeouts...Recalled by the White Sox on July 11 and made 3 starts, going 1-1 with a 6.32 ERA (11 ER in 15.2 IP) and .293 opponents average with 11 walks and 14 strikeouts...Was acquired along with left-handed pitcher David Holmberg from the Chicago White Sox for right-handed pitcher Edwin Jackson on July 30...Made his D-backs debut with a 14-1 win on Aug. 1 @ Mets, allowing a run on 3 hits and a walk with 4 strikeouts over 8.0 innings...also collected his first career hit and RBI with a 2-run single off Elmer Dessens in the fifth inning...Became the fourth pitcher in franchise history to toss at least 7.0 innings and allow 1 run or fewer in each of his first 2 starts with the D-backs, joining Geraldo Guzman (2000), Curt Schilling (2000) and Brandon Webb (2003), according to Elias...Posted an 8-2 win on Aug. 11 @ Brewers, allowing 2 runs on 7 hits and a walk with 9 strikeouts...helped himself at the plate with a bases-loaded, 3-run double in the sixth inning, his first career extra-base hit...according to Elias, he was the third pitcher in 2010 to plate 3 runs and strike out at least 9 batters in the same game, joining the Cardinals' Adam Wainwright on July 4 vs. Brewers and the Marlins' Josh Johnson on April 26 vs. Padres...only 2 pitchers accomplished the feat from 2000-09...Had a career-high 10 strikeouts on Aug. 17 vs. Reds and did not issue a walk for the first time in a start...recorded 8 strikeouts in the first 3.0 innings, becoming the first rookie pitcher to accomplish the feat since Rick Ankiel did so for the Cardinals on July 27, 2000 vs. D-backs, according to Elias...Worked 7.0 scoreless frames allowing 4 hits and 2 walks with 9 strikeouts on Aug. 22 vs. Rockies...became the eighth D-backs rookie pitcher (10th time) all-time to throw 7.0 or more scoreless innings...Named NL Rookie of the Month for August after going 4-1 with a 1.85 ERA (9 ER in 43.2 IP) and .195 opponents average with 8 walks and 42 strikeouts over 6 starts...led all rookie starting pitchers in ERA and strikeouts and led NL rookies with 4 wins...Closed out the season with a 5-2 win vs. Dodgers and came within an out of his first career complete game shutout... finished with a career-high 8.2 innings allowing 2 runs on a career-low 2 hits and 2 walks with 5 strikeouts while throwing a career-high 112 pitches...after tossing 8.0 scoreless innings with 1 hit allowed, retired the first two batters in the ninth inning before allowing a hit and a walk, both of whom scored after his departure...suffered a tendon strain in his right middle finger during the game and was scratched from his final start on Oct. 1 @ Dodgers.

2009

Went 14-5 with a 2.32 ERA (38 ER/147.1 IP) and 166 strikeouts in 26 starts over four stops in the White Sox minor-league system, earning MiLB overall Starting Pitcher of the year honors...led the organizational in era and strikeouts (1st) and tied for first in wins...limited opponents to a .200 (105-525) average...his contract was purchased from Class AAA Charlotte on 9/3...made his major-league debut in relief on 9/4 vs. Boston with 2.0 scoreless IP...was the second member of Chicago's 2008 draft class to reach the majors (Gordon Beckham)...lost his first start on 9/21 vs. Minnesota (1 ER/5.0 IP)...earned his first major-league win on 9/27 vs. Detroit (2 er/6.0 IP)...began the season at Class A Kannapolis and went 1-2 with a 1.23 ERA (3 er/22.0 IP) in four starts...was named the South Atlantic League Pitcher of the Week for 4/8-19...was promoted to class A Winston-Salem on 5/4 and made eight starts with the dash...went 7-0 with a 1.60 era (10 er/56.1 IP) in nine starts with Class AA Birmingham following his promotion on 6/18...was named Southern League Pitcher of the Week for 6/15-21...advanced to Charlotte on 8/8 and went 2-0 with a 3.00 ERA (8 ER/24.0 IP) in five starts...was 9-0 with a 2.02 ERA (18 ER/80.1 IP) over his final 14 starts before joining the White Sox.

Went 5-4 with a 3.36 ERA (26 ER in 69.2 IP) with 22 walks and 90 strikeouts over 14 starts with Rookie-Advanced Great Falls...Led the Pioneer League in strikeouts and ranked sixth in ERA...Made his pro debut on June 21 vs. Billings, tossing 3.0 scoreless innings with a hit and 4 strikeouts in the 4-3 win...Named PL co-Pitcher of the Week with teammate Dexter Carter for July 21-27...Went 2-0 with a 2.84 ERA (4 ER in 12.2 IP) and 19 strikeouts in 2 postseason starts, both series-clinching victories...Received honorable mention on the PL All-Star team.

Personal

Daniel Claiborne Hudson...Graduated from Princess Anne High School in Virginia Beach, Va. and Old Dominion (VA) University...He and his wife, Sara have three daughters (Baylor, Parker and Millie)...Was named second-team All-Colonial Athletic Association in 2008 after leading the league with 107 strikeouts...Named first team All-CAA in 2007 and CAA All-Tournament Team...Also named Freshman All-American by Collegiate Baseball in 2006. Won the 2005 AAA State Championship at Princess Anne High School...Named first-team All-State as a pitcher and Second-Team All-State as a first baseman in 2005.

Career Pitching Record																			
Year	Team	W-L	ERA	G	GS	CG	SHO	SV	IP	H	R	ER	HR	HB	BB	SO	WP	BK	AVG
2008	Great Falls	5-4	3.36	14	14	0	0	0	69.2	52	30	26	6	3	22	90	3	0	.202
2009	Kannapolis	1-2	1.23	4	4	0	0	0	22.0	15	5	3	0	3	2	30	0	0	.190
	Winston-Salem	4-3	3.40	8	8	1	0	0	45.0	31	19	17	3	2	13	49	1	0	.155
	Birmingham	7-0	1.60	9	9	0	0	0	56.1	37	11	10	1	3	10	63	1	0	.188
	Charlotte	2-0	3.00	5	5	0	0	0	24.0	22	10	8	1	2	9	24	1	0	.247
	CHICAGO - AL	1-1	3.38	6	2	0	0	0	18.2	16	9	7	3	1	9	14	1	0	.225
2010	Charlotte	11-4	3.47	17	17	1	0	0	93.1	81	41	36	13	4	31	108	3	0	.228
	CHICAGO - AL	1-1	6.32	3	3	0	0	0	15.2	17	11	11	1	0	11	14	2	0	.293
	ARIZONA	7-1	1.69	11	11	0	0	0	79.2	51	15	15	7	4	16	70	3	0	.183
2011	ARIZONA	16-12	3.49	33	33	3	0	0	222.0	217	98	86	17	8	50	169	4	1	.255
2012	Reno	1-0	3.60	1	1	0	0	0	5.0	5	2	2	0	0	1	2	1	0	.278
	ARIZONA	3-2	7.35	9	9	0	0	0	45.1	62	37	37	9	0	12	37	2	0	.332
2013	Mobile	0-0	4.50	1	1	0	0	0	2.0	2	1	1	0	0	1	1	0	0	.250
2014	AZL DIAMONBACKS	0-0	2.25	4	4	0	0	0	4.0	4	1	1	0	0	0	5	0	0	.250
	Reno	0-0	0.00	2	2	0	0	0	2.0	1	0	0	0	0	1	2	0	0	.167
	ARIZONA	0-1	13.50	3	0	0	0	0	2.2	4	4	4	0	0	0	2	0	0	.308
2015	ARIZONA	4-3	3.86	64	1	0	0	4	67.2	64	34	29	7	0	25	71	5	0	.245
2016	ARIZONA	3-2	5.22	70	0	0	0	5	60.1	65	40	35	6	4	22	58	5	0	.269
2017	PITTSBURGH	2-7	4.38	71	0	0	0	0	61.2	57	34	30	7	5	33	66	4	0	.248
2018	Oklahoma City	0-0	0.00	5	0	0	0	0	4.2	0	0	0	0	1	4	5	0	0	.000
	LOS ANGELES	3-2	4.11	40	1	0	0	0	46.0	38	25	21	6	4	18	44	3	0	.217
2019	TORONTO	6-3	3.00	45	1	0	0	2	48.0	38	18	16	5	3	23	48	1	0	.215
	WASHINGTON	3-0	1.44	24	0	0	0	6	25.0	18	7	4	3	1	4	23	1	0	.200
2020	WASHINGTON	3-2	6.10	21	0	0	0	10	20.2	15	15	14	6	3	11	28	0	0	.195
2021	SAN DIEGO	2-1	5.21	23	0	0	0	0	19.0	17	13	11	4	0	9	27	2	0	.236
	WASHINGTON	4-1	2.20	31	0	0	0	0	32.2	23	9	8	4	0	7	48	1	0	.220
2022	LOS ANGELES	2-3	2.22	25	0	0	0	5	24.1	17	7	6	1	2	5	30	4	0	.193
Major League - 13 years		59-43	3.81	479	61	3	0	32	789.1	719	376	334	86	35	255	749	38	1	.241
Dodger Totals - 2 years		5-5	3.45	65	1	0	0	5	70.1	55	32	27	7	6	23	74	7	0	.200
Minor League - 7 years		32-13	2.85	70	65	2	0	0	328.0	250	120	104	24	18	94	379	10	0	.209

Career Postseason Pitching Record

Year	Team	W-L	ERA	G	GS	CG	SHO	SV	IP	H	R	ER	HR	HB	BB	SO	WP	BK
2019	NLDS: ARI vs. MIL	0-1	8.44	1	1	0	0	0	5.1	9	5	5	1	0	0	6	0	0
2021	NLWC: WAS vs. MIL	0-0	0.00	1	0	0	0	1	1.0	0	0	0	0	0	0	1	0	0
	NLDS: WAS vs. LAD	1-0	0.00	3	0	0	0	1	2.2	3	0	0	0	0	2	4	0	0
	NLCS: WAS vs. STL	0-0	0.00	2	0	0	0	2	2.0	0	0	0	0	0	1	0	0	0
	WS: WAS vs. HOU	0-0	9.00	3	0	0	0	0	4.0	7	4	4	1	0	1	5	0	0
Postseason Totals		1-1	5.40	10	1	0	0	4	15.0	20	9	9	2	1	4	16	0	0
WC Totals		0-0	0.00	1	0	0	0	1	1.0	0	0	0	0	0	0	1	0	0
LDS Totals		1-1	5.63	4	1	0	0	1	8.0	12	5	5	1	0	2	10	0	0
LCS Totals		0-0	0.00	2	0	0	0	2	2.0	0	0	0	0	0	1	0	0	0
WS Totals		0-0	9.00	3	0	0	0	0	4.0	7	4	4	1	0	1	5	0	0

Career Single-Game Bests

Low-Hit Complete Game:	3, June 17, 2011 vs. CWS	Most Strikeouts:	10, (2x), last, April 15, 2011 vs. SF
Most Innings Pitched Starter:	9.0, (3x), last, Sept. 9, 2011 vs. SD	Most Walks:	5, Sept. 27, 2009 vs. DET
Most Innings Pitched Reliever:	2.1, Sept. 8, 2009 vs. OAK	Longest Winning Streak:	7 games, May 17- July 17, 2011
Most Earned Runs Allowed:	7, (3), last, June 19, 2012 vs. SEA	Longest Losing Streak:	4 games, April 2 - 21, 2011

Career Fielding Record

Position	PCT	G	PO	A	E	TC	DP
Pitcher	.934	479	39	75	8	122	8

Career Transactions

- June 5, 2008: Drafted by the Chicago White Sox in the 5th round of the 2008 amateur draft. Player signed June 15, 2008.
- July 30, 2010: Traded by the Chicago White Sox with David Holmberg to the Arizona Diamondbacks for Edwin Jackson.
- December 13, 2013: Signed as a Free Agent with the Arizona Diamondbacks.
- December 21, 2016: Signed as a Free Agent with the Pittsburgh Pirates.
- February 22, 2018: Traded by the Pittsburgh Pirates with Tristan Gray (minors) and cash to the Tampa Bay Rays for Corey Dickerson.
- April 2, 2018: Signed as a Free Agent with the Los Angeles Dodgers.
- February 13, 2019: Signed as a Free Agent with the Los Angeles Angels.
- March 25, 2019: Signed as a Free Agent with the Toronto Blue Jays.
- July 31, 2019: Traded by the Toronto Blue Jays to the Washington Nationals for Kyle Johnston (minors).
- January 14, 2020: Signed as a Free Agent with the Washington Nationals.
- July 30, 2021: Traded by the Washington Nationals to the San Diego Padres for Mason Thompson and Jordy Barley (minors).
- December 1, 2021: Signed as a Free Agent with the Los Angeles Dodgers.

Injured List

- April 21 - May 27, 2012 (right shoulder impingement)
- June 27 - Nov. 1, 2012 (Tommy John Surgery)
- June 19 - September 1, 2014 (recovering TJ)
- August 7 - 17, 2018 (right forearm tightness)
- August 24 - October 29, 2018 (right forearm tightness)
- June 12 - July 7, 2021 (right elbow inflammation)
- July 29 - August 11, 2021 (protocols)
- June 30 - November 11, 2022 (ACL surgery)



Andre JACKSON

RHP | 94

@andreterrell13

Bats: Right **Throws:** Right

Height: 6-3 **Weight:** 210

Opening Day Age: 26

Born: May 1, 1996 in Vail, AZ

Resides: Vail, AZ

Acquired: Drafted in the 12th round of the 2017 First Year Player Draft out of the University of Utah

ML Service: 0.039

ML Debut: August 16, 2021



Career Highlights

- * Right-hander enters his fifth professional season with the Dodgers after spending 2022 with Triple-A Oklahoma City (21 G, 19 GS) and Los Angeles (4 G)
- * In 86 Minor League games (80 starts), owns a 17-19 record with a 3.84 ERA (151 ER/353.2 IP) and 396 strikeouts for a 10.08 strikeout-per-nine innings mark
- * Made his Major League debut on August 16, 2021 against Pittsburgh, pitching four innings of shutout baseball, striking out five and allowing just two hits and four walks
- * Owns a 0-1 Major League record across seven games, striking out 19 against 10 walks...has kept hitters to a .241 average
- * Recorded his first Major League save on October 3, 2021 vs. Milwaukee, pitching 3.0 relief innings... giving up four hits, two earned runs, and striking out three
- * Was added to the 40-man roster on November 20, 2020 and spent the season at the alternate site
- * In 2019, he went 7-2 with a 3.06 ERA (39 ER/114.2 IP) and a 1.28 WHIP in 25 starts between Class-A Great Lakes and Advanced-A Rancho Cucamonga...struck out 141 batters in 114.2 Innings pitched
- * Played 78 career games as a two-way player for the University of Utah (2015-16), posting a 6.53 ERA (15 ER/20.2 IP) in 12 career appearances on the mound...in 2016, he batted .299 (26-for-87) for the Utes with 4 doubles, two triples and .795 OPS
- * Missed the 2017 college season after undergoing Tommy John surgery in the offseason
- * Was selected in the 12th round of the 2017 MLB First-Year Player Draft out of Utah

Year-By-Year

2022

- Pitched for both Triple-A Oklahoma City (21 G, 19 GS) and the Dodgers (4 G) during the season
- With Triple-A Oklahoma City, earned a 2-7 record with one save in 21 games (19 starts) and a 5.00 ERA (42 ER/75.2 IP), allowing 68 hits, 48 runs, 10 homers, and 61 walks...fanned 76 batters and held them to a .234 average
- Appeared in four games for the Dodgers, recording one save with an ERA of 1.86 (2 ER/ 9.2 IP)... gave up nine hits, four walks, and struck out nine
- Recorded a four-inning save on September 4 with Oklahoma City at Round Rock, only giving up one hit and one walk in 41 pitches...struck out three batters
- Held righties to a .247 average and lefties to an average of .211 with Oklahoma City

Garnered a season-high 10 strikeouts on August 2 with Oklahoma City...ended the season with a 19-game streak of having at least one strikeout (May 20- October 2) with Oklahoma City...earned a three-inning save with the Dodgers on September 25 versus St. Louis, only giving up two hits and striking out three, his second career save in the Majors... has recorded the three two 3.0+ inning saves for the Dodgers' organization (9/25/22 vs STL, 9/3/22 @ RR (OKC) 10/3/21 vs. MIL)... tabbed a 9.04 strikeouts per nine innings and 1.70 WHIP with OKC...in April with Triple-A OKC, registered a 0-0 record with a 0.84 ERA (1 ER/10.2 IP) in three starts, striking out seven and walking nine while holding batters to a 0.94 average

2021

- Made stops at both Double-A Tulsa and Triple-A Oklahoma City before getting called up to the big leagues on August 16
- Pitched in three games with the Dodgers, producing a 0-1 record with a 2.31 ERA (3 ER/11.2 IP) with ten strikeouts against just six walks

- Made his Major League debut on August 16, 2021 against Pittsburgh, pitching four innings of shutout baseball, striking out five and allowing just two hits and four walks...sat down Rodolfo Castro for his first big league strikeout
- Became the first player in the modern era to tally 5+ strikeouts, 4+ walks, and allow no runs in a relief appearance for his debut (according to STATS, LLC)
- Started five of six appearances with Triple-A Oklahoma City, tabbing a 2-3 record for a 5.13 ERA (15 ER/26.1 IP) with 23 punchouts against just nine walks
- With Double-A Tulsa, his 3-2 record ran across 15 games (13 starts)...put up a 3.27 ERA (23 ER/63.1 IP) with 75 strikeouts and limited the opposition to a .201 average
- Was selected to the Futures Game as a member of the Tulsa Drillers

2020

Spent the 2020 season at the alternate site on the USC campus...was added to the 40-man roster on November 20

2019

Went 7-2 with a 3.06 ERA (39 ER/114.2 IP) and a 1.28 WHIP in 25 starts with Class-A Great Lakes and Advanced-A Rancho Cucamonga...struck out 141 batters against 57 walks in 114.2 innings of work...held opponents to a .217 average

2018

In his first professional season with the Dodgers he recorded a combined 3-5 record with a 4.10 ERA (31 ER/68.0 IP) and 76 strikeouts across 18 games (17 starts) with the AZL Dodgers and Class-A Great Lakes

Personal

Andre Terrell Jackson... attended Cienega High School in Tucson, Arizona where he hit .444 in 26 games as a senior with eight doubles, three triples, four home runs and 22 RBI... named AzBCA and AzCentral second-team all-state... graduated from the University of Utah with a bachelor's degree in Communication

Career Pitching Record																				
Year	Team	W-L	ERA	G	GS	CG	SHO	SV	IP	H	R	ER	HR	HB	BB	SO	WP	BK	AVG	
2018	AZL Dodgers	2-0	3.44	4	3	0	0	0	18.1	18	7	7	0	0	4	31	0	0	.254	
	Great Lakes	1-5	4.35	14	14	0	0	0	49.2	48	29	24	3	3	41	45	7	1	.257	
2019	Great Lakes	4-1	2.23	10	10	0	0	0	48.1	29	13	12	1	0	19	50	5	0	.172	
	Rancho Cucamonga	3-1	3.66	15	15	0	0	0	66.1	61	30	27	5	6	38	91	8	1	.248	
2021	LOS ANGELES	0-1	2.31	3	0	0	0	1	11.2	10	3	3	1	0	6	10	0	1	.238	
	Rancho Cucamonga	0-0	1.59	1	1	0	0	0	5.2	4	1	1	1	1	1	5	0	0	.182	
	Tulsa	3-2	3.27	15	13	0	0	0	63.1	46	24	23	12	4	20	75	4	2	.201	
	Oklahoma City	5-13	6	5	0	0	0	0	26.1	26	16	15	6	0	9	23	2	0	.250	
Major League - 1 year		0-1	2.31	3	0	0	0	1	11.2	10	3	3	1	0	6	10	0	1	.238	
Dodger Totals - 1 year		0-1	2.31	3	0	0	0	1	11.2	10	3	3	1	0	6	10	0	1	.238	
Minor League - 2 years		15-12	3.53	65	61	0	0	0	278.0	232	120	109	28	13	132	320	26	4	.226	

Career Single-Game Bests

Low-Hit Complete Game:	---	Most Strikeouts:	5, August 16, 2021 vs. PIT
Most Innings Pitched - Starter:	---	Most Walks:	4, August 16, 2021 vs. PIT
Most Innings Pitched - Reliever:	4.2, August 27, 2021 vs. COL	Longest Winning Streak:	---
Most Earned Runs Allowed:	2, October 3, 2021 vs. MIL	Longest Losing Streak:	1 games, August 27, 2021 - current

Career Fielding Record

Position	PCT	G	PO	A	E	TC	DP
Pitcher	1.000	3	2	2	0	4	0

Career Transactions

- June 6, 2017: Drafted in the 12th round of the 2017 First-Year Player Draft out of Utah

Injured List

- No Injuries at the Major League Level

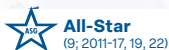


Clayton KERSHAW

LHP | 22

@ClaytonKershaw

Bats: Left **Throws:** Left
Height: 6-4 **Weight:** 225
Opening Day Age: 35
Born: March 19, 1988 in Dallas, TX
Resides: Dallas, TX
Acquired: Selected in the first round (7th overall) of the 2006 First Year Player Draft from Highland Park HS (TX)
ML Service: 13.105
MLB Debut: May 25, 2008



Career Highlights

- * The 2014 National League Most Valuable Player, three-time Cy Young Award winner (2011, 2013-14) and nine-time All-Star (2011-17, 2019, 2022) enters his 16th big league season with a 197-87 record and a 2.48 ERA in 401 career games (398 starts)
- * Since the start of the live-ball era in 1920, has the lowest all-time career ERA (2.48) and WHIP (1.00) among starting pitchers with at least 1,500.0 innings pitched...his .209 opponents' average ranks third among pitchers with that qualifier, behind only Nolan Ryan (.204) and Sandy Koufax (.205) and his strikeout-per-nine mark of 9.79 ranks 5th
- * Became the ninth all-time pitcher to win three or more Cy Youngs after the 2014 season since the award was instituted in 1956... became the 14th NL pitcher to win the award via a unanimous vote in 2014...by winning the award in 2013-14, he became the ninth pitcher in either league to win the award in consecutive seasons...finished second in the 2012 and 2017 Cy Young voting, third in 2015 and fifth in 2016
- * Became the Dodgers' all-time strikeout leader on April 30, 2022 against Detroit, striking out Spencer Torkelson in the fourth inning, passing Don Sutton (2,696)...has 2,807 career strikeouts and stands 24th on the all-time Major League strikeout list...passed Cy Young with 2,804 in game 162
- * Started his first Midsummer Classic in 2022 at Dodger Stadium, firing a scoreless frame and striking out one...was a member of his ninth All-Star team
- * In 2014, became the 11th Dodger player to win the MVP award and the 11th pitcher to win both the MVP and Cy Young Award in the same season
- * Won the MLB ERA title in four consecutive seasons from 2011-14, becoming the first-ever pitcher to do so...also led the Majors with a career-high 21 wins in both 2011 and 2014
- * Topped the Majors with 301 strikeouts in 2015 and led the NL in Ks in 2011 and 2013...has collected 200-plus strikeouts in seven of his 11 big league seasons, which is the most in franchise history and the fourth most in National League history
- * Leads the Majors in ERA (2.48), WHIP (1.00), complete games (25) and shutouts (15) since making his debut in 2008, while also ranking among the MLB leaders in strikeouts (2,807, 3rd), wins (197, 5th), opponents' average (.209), and winning percentage (.694)
- * Passed Dodger-great Don Drysdale on the Dodgers' all-time strikeout list with his 11 strikeouts against Seattle on August 20, 2020, moving him into second place behind Don Sutton who leads with 2,696 punchouts...the southpaw's 2,670 career punchouts places him 26th on the all-time strikeouts list (next: Frank Tanana, 2,773)
- * Obtained his 2,000th career strikeout in the second inning against Milwaukee on June 2, 2017, reaching the milestone in 1,837.2 innings, the fourth fastest all-time behind only Pedro Martinez (1715.1 IP), Randy Johnson (1734.0 IP) and Max Scherzer (1784.0)
- * Ranks among the all-time Los Angeles leaders in strikeouts (1st), wins (3rd), starts (3rd) and ERA (3rd)
- * His 13 career postseason victories are the most by a Dodger pitcher in franchise history and is fifth overall in MLB history...also holds the franchise lead in postseason starts (30), innings pitched (189.0), strikeouts (207), and losses (12)
- * Became the third different Dodger pitcher to win the pitching Triple Crown in 2011 (Dazzy Vance - 1924, Sandy Koufax - 1963, '65, '66), leading the Majors with a 2.28 ERA, tying the NL lead with 21 wins and ranking first in the league with 248 strikeouts
- * Won a Rawlings Gold Glove Award in 2011 and has made just eight errors in his Major League career (.977 fielding percentage)... leads active players with 62 career pickoffs
- * Strung together 41.0 consecutive scoreless innings from June 13-July 10, 2014 which tied with Luis Tiant (1968) for the sixth longest streak in the expansion era
- * Made his Major League debut on May 25, 2008, allowing just two runs in 6.0 innings against the Cardinals and fanned the first batter he faced (Skip Schumaker)...earned his first big league win on July 27, 2008 vs. Washington, tossing 6.0 scoreless innings in the Dodgers' 2-0 win
- * Honored with Major League Baseball's 2012 Roberto Clemente Award for his charitable endeavors...has been the Dodgers' nominee for the award in 2011, 2012 and 2014
- * Is a two-time recipient of the Dodgers' Roy Campanella Award, doing so in 2013-14
- * Selected by the Dodgers in the first round (seventh overall) in the 2006 First-Year Player Draft

Year-By-Year

2022

- Veteran southpaw had a stellar season, going 12-3 over 22 starts with a 2.28 ERA (32 ER/126.1 IP) with 137 strikeouts against just 23 walks in 493 total batters faced...produced his 11th season of double-digit victories in 15 years
- Became the Dodgers' all-time strikeout leader on April 30, 2022 against Detroit, striking out Spencer Torkelson in the fourth inning, passing Don Sutton (2,696)...has 2,807 career strikeouts and stands 24th on the all-time Major League strikeout list...passed Cy Young with strikeout 2,804 in game 162
- Started his first Midsummer Classic in 2022 at Dodger Stadium, firing a scoreless frame and striking out one...was a member of his ninth All-Star team
- Tabbed a 9.76 strikeout-per-nine innings mark and limited hitters to a .206/.246/.310 slashline...allowed 27 extra-base hits, allowed 38 in 2021
- Took a perfect game into the eighth inning against the Angels on July 15 before a single by Luis Rengifo broke up his Perfect Game bid...finished with 8.0 scoreless and became the first pitcher in Major League History to have two games of 7.0 perfect baseball in the same season since 1961...other occurrence was his first start and win of the year in Minnesota on April 13, striking out a season-high 13-batters on 80 pitches
- Did not allow a run in six of 22 starts, securing victories in five of the six outings: April 13 at MIN, May 7 at CHC, July 3 vs. SD, July 15 at LAA, Sept. 13 at ARI, Sept. 30 vs. COL
- Tossed 5.0+ innings in 18 of his 22 starts, notching 12 quality starts for a .800 winning percentage, his highest mark since the 2017 season...also fired double-digit strikeouts three times: April 13 at MIN, July 9 vs. CHC, Sept. 19 vs. ARI

Did not allow a walk in eight of his 22 starts, securing victories in six of the outings...posted a 0.94 WHIP paired with 137 strikeouts against just 23 walks...was a perfect 6-0 at home across 11 starts, tallying a 2.39 ERA (17 ER/64.0 IP) with 80 strikeouts and a 0.98 WHIP...was 6-3 in away contests in 11 starts, totaling a 2.17 ERA (15 ER/62.1 IP) with 57 strikeouts and a 0.90 WHIP...kept right-handed hitters to a .198 (78-for-394) average compared to .254 average (18-for-71) against lefties...limited hitters to a .167 average when ahead in the count vs. .206 average when behind in the count...produced a .159/.220/.220 slashline with runners in scoring position in 18 different games, allowing 13 hits in the process...did not throw a wild pitch for the just the second time in his career (also: 2020)...was put on the Injured List with Right SI joint inflammation on May 9 and later activated on June 11...sidelined with low back pain on Aug. 5 to Sept. 1...started Game 2 of the NLDS against San Diego, allowing three earned runs on six hits through 5.0 frames, not factoring in the decision

2021

- Spent his 14th Major League season in Dodger Blue, posting a 10-8 record across 22 starts with a 3.55 ERA (48 ER/121.2 IP)...struck out 144 batters against just 21 walks
- Limited the opposition to a .224 average and produced a 1.02 WHIP...recorded a 10.65 strikeout-per-nine mark, his highest since the 2017 season
- Notched 11 quality starts, with his longest outing on June 27 against the Chicago Cubs, pitching 8.0 solid innings, giving up just one earned run (homer) on four hits with just one walk and 13 strikeouts
- Struck out six or more batters in 12 of his 20 appearances...also kept opponents to one or fewer runs in ten of his 20 starts
- Registered a perfect 1.000 fielding percentage for the third straight year and sixth of his career, not committing an error over 121.2 innings in 2021
- Tallied eight hits at the plate, going 8-for-36 for a .222 average and three RBI, his highest since the 2018 season...went 2-for-3 in his season opener at Colorado on April 1 and against went 2-for-3 on June 11 against Texas
- Did not pitch from July 4-Sept. 12 while on the Injured List with left forearm inflammation...made one rehab appearance with Triple-A Oklahoma City, tossing 3.0 innings in his start, allowing two earned runs on four hits with three strikeouts

Had his best month in April, going 4-2 with a 2.09 ERA across six starts, keeping hitters to a .210 average...kept left-handed hitters to a .178 average and right-handed hitters to a .242 average...when ahead in the count, the southpaw limited the opposition to a .157 average, which ended in 80 strikeouts...pitched 5.0 innings or more in his 20 starts, with 14 of those 6.0 innings or more...struck out 83 batters during home games and 61 batters while on the road, while striking out 48 batters with zero outs, 45 batters with one out, and 51 batters with two outs...struck out 11 batters on May 14 against Miami, earning the win as he allowed five earned runs to score on six hits across 6.0 innings

2020

- Produced a 6-2 record over 10 starts with a 2.16 ERA (14 ER/58.1 IP), striking out 62 batters and walking just eight as he limited opposing batters to a .194 (41-for-211) average
- Led the Dodgers' pitching staff in wins (six), innings (58.1), quality starts (6) and strikeouts (62)...ranked among the NL leaders (min. 55 IP) in wins (6, T-4th), ERA (2.16, 5th), opponents' batting average (.194, 5th) and WHIP (0.84, 2nd)
- Recorded four straight wins from Aug. 14 to Sept. 3, compiling a 0.69 ERA (2 ER/26.0 IP) with 29 strikeouts...gave up just ten hits and five walks while limiting hitters to a .115/.172/.218 slashline during that

span

- With his 11 strikeouts against Seattle on August 20, the southpaw passed Don Drysdale on the Dodgers' all-time strikeout list, moving him into second place behind Don Sutton who leads with 2,696 punchouts... Kershaw's 2,526 career punchouts places him 36th on the all-time strikeouts list (next: Bartolo Colon, 2,535)

- Was stellar in the postseason, compiling a 4-1 record over five games (three quality starts)...garnered a 2.93 ERA (10 ER/30.2 IP) with 37 strikeouts and a .211 opponents' average (23-for-109), leading to a 0.91 WHIP and 10.86 strikeout-per-nine mark...won both of his World Series starts

- Improved his postseason career strikeout mark to 207, passing Justin Verlander (205 Ks), to become the Major League leader in career postseason punchouts

Five of his six wins came away from Dodger Stadium (8/2 at ARI, 8/14 at LAA, 8/20 at SEA, 8/27 at SF, 9/19 at COL)...in those five wins, the lefty limited the opposition to a .163/.189/.275 slashline and struck out 45 of the 159 batters he faced... is one of three Dodgers to record 13+ strikeouts in a playoff game, alongside Sandy Koufax (15, 10/2/1963 vs. NYY) and Carl Erskine (14, 10/2/1953 vs. NYY)...was slated to make his ninth-career Opening Day start, but started the campaign on the Injured List after coming up with a stiff back after working out two days before Opening Day

2019

- In his 12th Major League season, went 16-5 with a 3.03 ERA (60 ER/178.1 IP) and a 1.04 WHIP in 29 games (28 starts)... the Dodgers went 22-7 in his starts...recorded 22 quality starts

- Ranked among NL leaders in ERA (7th), wins (T-3rd), winning percentage (.762, 3rd), quality starts (T-3rd), opponents' batting average (.222, 8th), opponents' OBP (.269, 6th), WHIP (7th), walks per 9.0 innings (2.07, 10th) and strikeout-to-walk ratio (4.61, 8th)

- On Aug. 1, he passed Sandy Koufax with the 2,397th strikeout of his career to become the Dodgers' all-time strikeout leader as a left-handed pitcher. Kershaw finished the season with 2,464 career strikeouts, and sits in third place on the overall franchise list behind Don Sutton (2,696) and Don Drysdale (2,486)

- On August 14, he tossed 7.0 scoreless innings with 10 strikeouts and no walks against the Marlins, recording his 8th career start with 10+ strikeouts and zero walks or runs allowed...tied Pedro Martinez and Chris Sale for second most in the live-ball era, training only Randy Johnson (11) (source: STATS)

Posted a 10-2 record and a 2.89 ERA (33 ER/102.2 IP) in 16 starts at Dodger Stadium and a 6-3 record with a 3.21 ERA (27 ER/75.2 IP) in 13 road games (12 starts)...recorded 6.0 IP or more in 26 of his 28 starts, including his first 23 starts of the year which matched the longest run of his career in 2015... finished the season tied for most starts of at least 6.0 innings among National League hurlers (also Stephen Strasburg)...the Dodgers were victorious in each of Clayton Kershaw's first nine starts of the season, extending the win streak to 17 overall dating back to August 19, 2018... became the only pitcher since 1920 with three separate streaks of 13+ in his career, also reaching the feat in 2014 (13) and 2017 (16) (source: STATS)...held the opposition to a .222 batting average, limiting lefties to a .208 average and right handers to a .225 mark...had success at the plate, leading the Major Leagues with 15 sacrifice hits while also recording five hits including a double and an RBI...took the loss in Game 2 of the NLDS against Washington, allowing three earned runs on six hits in 6.0 innings of work... made a relief appearance in Game 5 of the NLDS, allowing two earned runs on two solo home runs while striking out a batter...started the season on the 10-Day IL with left shoulder inflammation and was activated on April 15, prior to his start against Cincinnati

2018

- Finished the regular season ranking among NL pitchers (min. 25 starts) in ERA (2.73, 4th), strikeout-to-walk ratio (5.34, 3rd), WHIP (1.04, 4th), opponents' on-base percentage (.264, 4th), opponents' OPS (.630, 8th) and opponents' batting average (.227, 11th)

- Was the Dodgers' Opening Day starter for the eighth consecutive year, tied with Don Drysdale for the most in franchise history, but took the loss after allowing one run in 6.0 innings on March 29 vs. SF

In 13 second half starts, he went 6-1 with a 2.73 ERA (26 ER/85.2 IP), striking out 77 batters against 12 walks, while posting a 1.00 WHIP and holding batters to a .227/.255/.365 slash line...since the All-Star break he ranked among NL pitchers (min. 75.0 IP) in fewest walks per nine innings (1.26, 2nd), strikeout to walk ratio (6.42, 5th), opponents' OBP (.255, 6th), innings pitched (85.2, 7th), WHIP (1.00, 8th), opponents' OPS (.620, 9th) and ERA (2.73, 10th)...held hitters to a .227 average, including a .223 mark against right-handed hitters... limited hitters to a .220 average with runners in scoring position...reached 2,000 career innings against the San Diego Padres on July 9, becoming just the 13th Dodger in franchise history to reach that mark and the 11th active pitcher in the league to toss 2000.0 or more innings...went 2-3 with a 4.20 ERA (14 ER/30.0 IP) in six postseason games for the Dodgers, while holding batters to a .229/.280/.367 slash line and posting a 1.07 WHIP...earned the win against the Brewers in Game 5 of the NLCS reaching nine career postseason wins, the most in Dodger history...had two DL stints: May 6-31 (left biceps tendinitis) and June 1-23 (low back strain)

2017

- Despite being limited to just 27 starts, he finished the season leading the National League in wins (18, T-1st ML), ERA (2.31, 2nd ML), strikeout-to-walk ratio (6.73, 3rd ML) and opponents' OBP (.246, 2nd ML)...also ranked among the best in the senior circuit in winning percentage (.818, 2nd), WHIP (0.95, 2nd), opponents' OPS (.604, 3rd), opponents' SLG (.357, 5th), strikeouts per nine innings (10.39, 5th) and strikeouts (202, 8th)...finished second in the National League Cy Young voting

- Held the opposition to a .212 average, which ranked fourth in the NL, including a .203 mark against right-handed

hitters (5th, NL)...limited hitters to a .167 average with runners in scoring position, which ranked second best in the big leagues (min. 100 BFP), trailing just Chicago's Kyle Hendricks (.154)

- Selected to his seventh consecutive All-Star team (2011-17), making him the first Dodger to be named to seven straight All-Star Games since Steve Garvey who made eight consecutive appearances in the Midsummer Classic...did not participate in the All-Star game

Recorded a 12-game winning streak from May 6-Sept. 1, which was the longest winning streak in the big leagues... during that span he posted a 1.70 ERA (20 ER/106.0 IP) and limited batters to a .185 average, while punching out 131 batters against just 21 walks...won eight consecutive games from June 7-July 18 during that stretch, which matched his career-high (also: June 2-July 10, 2014)...according to Stats LLC., became just the fourth Dodger pitcher since 1913 to win at least 16 of his first 18 decisions in one season (16-2, 1.95 ERA), joining Freddie Fitzsimmons (16-2, 1940), Preacher Roe (16-2, 1951), and Don Newcombe (17-1, 1955)...obtained his 2,000th career strikeout in the second inning against Milwaukee on June 2, reaching the milestone in 1,837.2 innings, the fourth fastest all-time behind only Pedro Martinez (1715.1 IP), Randy Johnson (1734.0 IP) and Max Scherzer (1784.0)...was placed on the DL from July 24-Sept. 1 with a lower back strain...prior to his stint on the DL, he went 15-2 with a 2.04 ERA in 21 starts and led the big leagues in wins, ERA and innings pitched (141.1 IP, T-1st)...returned from the DL on Sept. 1 and went 3-2 with a 3.48 ERA (13 ER/33.2 IP) in six starts...was named National League Pitcher of the Week ending in July 9...appeared in six games (five starts) in the postseason, going 3-0 with a 3.82 ERA (14 ER/33.0 IP) and held hitters to a .179 average...collected his seventh career postseason victory in Game 1 of the World Series against the Astros, collecting the most all-time postseason wins in Dodger history

2016

- Among pitchers with 140.0 or more innings, he led the Majors with a 1.69 ERA, a .184 opponents' batting average, a 0.72 WHIP and a 15.64 strikeout-to-walk ratio with 172 strikeouts against just 11 walks in 149.0 innings

- His 15.64 strikeout-to-walk ratio was the highest mark ever for any MLB pitcher with 125.0 or more innings pitched in a single season...made six consecutive starts with 10 or more strikeouts and one walk or less (April 21-May 17), a modern MLB record

Limited by a mid-season back injury to just 21 starts, but earned his sixth consecutive All-Star selection, going 12-4 with a 1.69 ERA...was placed on the DL from June 27-Sept. 9 with a mild herniated disc in his lower back...went 11-2 with a 1.79 ERA (24 ER/121.0 IP) in 16 starts prior to the injury, which caused him to miss the All-Star Game...after returning from the disabled list on Sept. 9, he went 1-2 with a 1.29 ERA (4 ER/28.0 IP) in five starts...was named the NL's May Pitcher of the Month...appeared in five games (four starts) in the postseason, going 2-1 with a 4.44 ERA (12 ER/24.1 IP) and picking up the save in the Dodgers' NLDS Game 5 win at Washington

2015

- Went 16-7 with a 2.13 ERA in a career high-tying 33 starts in his fifth consecutive All-Star season

- His 301 strikeouts ranking as the fourth highest single-season total in franchise history behind Sandy Koufax's 1965 (382 SO), 1966 (317 SO) and 1963 (306 SO) seasons...marked his first time leading the Majors in Ks...tied his single-game career high with 15 strikeouts in a complete-game victory over the Giants on Sept. 2

- Also ranked among the big league leaders in wins (16, 11th), ERA (2.13, 3rd), innings pitched (232.2, 1st), opponents' batting average (.194, 3rd), WHIP (0.88, 3rd), complete games (4, T-1st), pickoffs (10, 1st) and shutouts (3, T-1st)

- Strung together 37.0 consecutive scoreless innings from July 3-Aug. 1

- Selected as the National League's July Pitcher of the Month

- Made his fifth consecutive Opening Day start on April 6 vs. San Diego, allowing three runs in 6.0 innings in a no-decision

Tossed 8.0 innings of one-run ball on Sept. 24, 2014 at San Francisco in the Dodgers' division-clinching win...according to Elias, Kershaw became the second pitcher in MLB history to throw a shutout with one hit or less in a division clincher (other: Mike Scott, Sept. 25, 1986 no-hitter, HOU vs. SF)...went 1-1 with a 2.63 ERA (4 ER/13.2 IP) in the NLDS vs. the Mets, losing Game 1 and picking up the win in Game 4

2014

- Topped the Majors with 21 wins (21-3) and a 1.77 ERA in 27 starts, as he became the first-ever pitcher to win four consecutive MLB ERA titles, en route to being named National League Most Valuable Player and unanimously winning his second consecutive and third career Cy Young Award

- Also honored with the Players Choice Awards for Marvin Miller Man of the Year, MLB Player of the Year and Outstanding National League Pitcher, a selection as both Sporting News' and Baseball America's MLB Player of the Year and the Warren Spahn Award as the game's top left-hander

- Earned 18 of 30 first-place MVP votes to become the 11th pitcher in the Cy Young Era (since 1956) to win the award

- Received all 30 first-place Cy Young votes, making him the 14th pitcher to win by a unanimous vote in the NL

- Led the Majors with an .875 winning percentage (21-3), the second-highest mark ever by a Dodger (min. 20 starts), behind only Preacher Roe's .880 winning percentage (22-3) in 1951...also topped the Majors with a 0.86 WHIP and six complete games, while ranking among the NL leaders in strikeouts (239, 3rd), opponents' batting average (.196, 2nd), shutouts (2, T-3rd) and strikeout-to-walk ratio (7.71, 1st)

- Was selected to his fourth consecutive All-Star Game

Posted a career-best 11-game winning streak from June 2-Aug. 10...selected as the National League's Pitcher of the Month in June (6-0, 0.82 ERA) and July (4-0, 1.07)...strung together 41.0 consecutive scoreless innings from June 13-July 10, the longest run of his career and tied for the fifth-longest streak in the Expansion Era...took a perfect game bid into the seventh inning, retiring the game's first 18 hitters before Corey Dickerson reached on a Hanley Ramirez

throwing error, and struck out a career-high 15 batters on 107 pitches in the Dodgers' 8-0 win in his first-career no-hitter on June 18 vs. Colorado...picked up NL Player of the Week honors twice, the week of his no-hitter, June 16-22, and Sept. 8-14...made his fourth consecutive Opening Day start and picked up the win in the Dodgers' 3-1 victory over the D-backs on March 22 at the Sydney Cricket Ground...missed 32 games on the disabled list from March 23-May 5 with a Teres Major strain...took the loss in NLDS Games 1 and 4 against St. Louis

2013

- Won his second-career Cy Young Award and his third consecutive MLB ERA title (1.83), going 16-9 in 33 starts and earning an All-Star selection
- Also led the Majors with a 0.92 WHIP, while ranking among the NL leaders in strikeouts (232, 1st), innings pitched (career-high 236.0, 2nd), wins (16, T-3rd), opponents' batting average (.195, 2nd), complete games (3, T-3rd), shutouts (2, T-1st) and pickoffs (7, 2nd)

Selected as the NL's July Pitcher of the Month and earned NL Player of the Week honors April 1-7...made his third consecutive Opening Day start with a shutout and a tie-breaking, eighth-inning home run against the Giants on April 1...went 1-2 with a 3.13 ERA (8 ER/23.0 IP) in four postseason starts...picked up the first postseason win of his career on Oct. 3 at Atlanta in Game 1 of the NLDS...tossed 17.0 consecutive scoreless innings without allowing an earned run (three unearned runs)

2012

- Led the Majors in ERA (2.53) for a second consecutive season and ranked second in the NL Cy Young voting, going 14-9 with a 2.53 ERA in 33 starts
- Ranked among the NL leaders in wins (14, T-16th), strikeouts (229, 2nd), opponents' batting average (.210, 2nd), innings pitched (227.2, 2nd), WHIP (1.02, 1st), pickoffs (11, 1st), quality starts (25, T-2nd) and home runs allowed per 9.0 innings (0.63, 6th)
- Finished second in the National League Cy Young voting
- Won 12 straight home decisions from May 2, 2011-April 27, 2012, tying Ed Roebuck (6/4/60-8/29/62) and Orel Hershiser (9/20/84-10/2/85) for the longest home winning streak in L.A. Dodger history

Named National League Player of the Week for the period of May 14-20...selected to his second consecutive All-Star Game via a selection by Manager Tony La Russa

2011

- Had a breakout season, taking home the National League Cy Young Award, winning the league's pitching Triple Crown, playing in his first All-Star Game (selected via player ballot) and earning a Gold Glove Award
- Also picked up the Players' Choice Award for Outstanding NL Pitcher, selected as a Sporting News NL All-Star, won the Warren Spahn Award as the Majors' top left-hander and honored by the Negro Leagues Baseball Museum as the NL Pitcher of the Year with the Bullet Rogan Award
- In Cy Young voting, earned 207 overall points and 27 first-place votes (out of 32)...was the second-youngest Dodger to be honored with the award behind Fernando Valenzuela (20, 1981)
- Was the third different Dodger pitcher to win the Triple Crown, joining Dazzy Vance (1924) and Sandy Koufax (1963, 1965 and 1966), and led the Majors with a 2.28 ERA, tied with Ian Kennedy for the NL lead with 21 wins and ranked first in the league with 248 strikeouts

Ranked among the NL leaders in opponents' batting average (.207, 1st), winning percentage (.808, 21-5, 2nd), innings pitched (233.1, 3rd), complete games (5, 3rd), shutouts (2, T-2nd) and WHIP (0.98, 1st)...made his first Opening Day start, becoming the fifth-youngest Opening Day starter in L.A. history at 23 years, 12 days...won the NL Pitcher of the Month in July and earned the league's Player of the Week, June 20-26

2010

- Went 13-10 with a 2.91 ERA and led the team in wins, strikeouts (212), innings (204.1) and starts (32)...ranked fifth in the NL in strikeouts and his ERA ranked ninth among qualifying NL starters
- Ranked fifth in the Majors with a .214 opponents' batting average
- Tossed his first career complete game and shutout on Sept. 14 at San Francisco, allowing just four hits to beat the Giants 1-0...had started the most contests in franchise history (80) without a complete game
- Allowed an average of just 0.57 home runs per 9.0 innings, the seventh-lowest mark in the NL...opposing hitters had just a .320 slugging percentage against him, which was the second-lowest mark on the Senior Circuit

2009

- Went 8-8 with a 2.79 ERA (5th NL), while striking out 185 batters (11th NL) in his first full MLB season
- Led all Major League pitchers by limiting hitters to a .200 average and a .282 slugging percentage
- Fanned a then career-high 13 batters in his second start of the season on April 15 vs. San Francisco...became the youngest pitcher in Los Angeles Dodger history to strike out 13 or more batters in a game

On Sept. 6, separated his non-throwing shoulder while shagging flies in the outfield during batting practice...missed nearly three weeks of action, before returning to the mound on Sept. 22 at Washington...tabbed as the Game 2 starter in the 2009 Division Series against the Cardinals and allowed just two runs in 6.2 innings...also started Game 1 of the 2009 LCS against Philadelphia

2008

- The Majors' youngest player went 5-5 with a 4.26 ERA in 22 games (21 starts) over two stints in his first MLB action

Burst onto the scene as a 19-year-old in Spring Training (turned 20 on March 19), joining big league camp the first week in March, but began the year at Double-A Jacksonville...made his MLB debut on May 25 vs. St. Louis, firing 6.0 innings of two-run ball in a no-decision (4-3 LA win in 10 innings)...at the time was the fourth-youngest starting pitcher in Los Angeles Dodger history at 20 years, 65 days...earned his first big league win on July 27 vs. Washington, tossing 6.0 scoreless innings in the 2-0 Dodger win...with Jacksonville, went 2-3 with a 1.91 ERA in 13 games (11 starts)...was on the Dodgers' NLDS roster against the Cubs, but did not appear in a game...made two appearances in the NLCS against Philadelphia, allowing a run in 2.0 innings of work

2007

• Went 8-7 with a 2.95 ERA in a combined 25 starts with Single-A Great Lakes and Double-A Jacksonville as the Dodgers' top rated prospect...limited opponents to a .201 average, the fifth-lowest average in all of minor league baseball...as a Midseason Midwest League All-Star and participated in the XM Radio All-Star Futures game

2006

• In his first pro season, went 2-0 with a 1.95 ERA in 10 games (eight starts) with the Gulf Coast League Dodgers...was selected as the 2006 Topps Minor League Player of the Year for the Gulf Coast League

Personal

Clayton Edward Kershaw...resides in Dallas with his wife, Ellen, and their daughter, Cali, and sons, Charley, Cooper and Chance...selected in the first round (7th overall) in the 2006 First-Year Player Draft and signed by Dodger scout Calvin Jones...graduated from Highland Park (TX) High School in 2006...is the school's all-time leader with 38 career wins...as a senior, went 12-0 with a 0.77 ERA, and struck out 139 batters in 64.0 innings...was selected by USA Today as the High School Baseball Player of the Year...also was named the Gatorade National Player of the Year for baseball...entering the 2006 draft, was ranked by Baseball America as the No. 6 overall prospect – and the No. 1 high school pitching prospect – among draft-eligible players...was a high school football teammate of Los Angeles Rams quarterback Matthew Stafford.... Kershaw was honored with the 2012 Roberto Clemente Award, which recognizes a MLB player who best represents the game of baseball through positive contributions on and off the field, including sportsmanship and community involvement, and with the MLB Players Association's 2014 Marvin Miller Man of the Year Award, given to the player whose excellence on and off the field most inspire others to higher levels of achievement. Along with his wife, Ellen, founded their non-profit, Kershaw's Challenge, in 2011, which works to transform at-risk communities and the lives of children by partnering with organizations both locally and abroad to renew hope, one life at a time. The foundation supports local charities in Los Angeles, partnering with The Dream Center, as well as charities in his hometown of Dallas (Mercy Street), Zambia, Africa (Arise Africa) and the Dominican Republic (Cure International). In addition to financial support, Kershaw has made numerous visits to each organization, where he's assisted with community outreach programs, run baseball clinics/camps and donated/distributed essential daily supplies like food and clothing. The Kershaws have hosted an annual charity fundraising event in Los Angeles for the past five years, with Clayton's Texas BBQ & Hoedown in 2012 and Ping Pong 4 Purpose in 2013-19, 21-22, with proceeds benefitting Kershaw's Challenge and also hosted a charity event in Dallas the past five years, Kershaw's Challenge Live benefit concert. Kershaw has served as a charter member of the Taylor Hooton Foundation's "Advisory Board" of major-league players (since 2014). As an "Advisory Board" member, he has served as a role model for youth

Career Pitching Record																			
Year	Team	W-L	ERA	G	GS	CG	SHO	SV	IP	H	R	ER	HR	HB	BB	SO	WP	BK	AVG
2006	GCL Dodgers	2-0	1.95	10	8	0	0	1	37.0	28	10	8	0	0	5	54	8	0	.201
2007	Jacksonville	1-2	3.65	5	5	0	0	0	24.2	17	13	10	4	0	17	29	1	1	.193
	Great Lakes	7-5	2.77	20	20	0	0	0	97.1	72	39	30	5	2	50	134	8	0	.203
2008	LOS ANGELES	5-5	4.26	22	21	0	0	0	107.2	109	51	51	11	1	52	100	7	0	.265
	Jacksonville	2-3	1.91	13	11	0	0	0	61.1	39	19	13	0	0	19	59	7	2	.179
2009	LOS ANGELES	8-8	2.79	31	30	0	0	0	171.0	119	55	53	7	1	91	185	11	2	.200
2010	LOS ANGELES	13-10	2.91	32	32	1	1	0	204.1	160	73	66	13	7	81	216	5	2	.214
2011	LOS ANGELES	21-5	2.28	33	33	5	2	0	233.1	174	66	59	15	3	54	248	5	1	.207
2012	LOS ANGELES	14-9	2.53	33	33	2	2	0	227.2	170	70	64	16	5	63	229	6	2	.210
2013	LOS ANGELES	16-9	1.83	33	33	3	2	0	236.0	164	55	48	11	3	52	232	12	2	.195
2014	LOS ANGELES	21-3	1.77	27	27	6	2	0	198.1	139	42	39	9	2	31	239	7	2	.196
	Chattanooga	0-0	1.80	1	1	0	0	0	5.0	6	2	1	0	0	2	9	0	0	.286
	Rancho Cucamonga	0-0	1.80	1	1	0	0	0	5.0	2	1	1	1	0	1	6	0	0	.118
2015	LOS ANGELES	16-7	2.13	33	33	4	3	0	232.2	163	62	55	15	5	42	301	9	3	.194
2016	LOS ANGELES	12-4	1.69	21	21	3	3	0	149.0	97	31	28	8	2	11	172	5	3	.184
	Rancho Cucamonga	0-0	0.00	1	1	0	0	0	3.0	1	0	0	0	0	0	5	0	0	.111
2017	LOS ANGELES	18-4	2.31	27	27	1	0	0	175.0	136	49	45	23	0	30	202	4	2	.212
	Oklahoma City	0-1	1.80	1	1	0	0	0	5.0	2	1	1	1	0	0	8	0	0	.125
2018	LOS ANGELES	9-5	2.73	26	26	0	0	0	161.1	139	55	49	17	2	29	155	10	0	.227
2019	LOS ANGELES	16-5	3.03	29	28	0	0	0	178.1	145	63	60	28	2	41	189	7	1	.222
	Tulsa	0-0	3.00	1	1	0	0	0	6.0	5	2	2	2	0	0	6	0	0	.238
	Oklahoma City	0-0	4.15	1	1	0	0	0	4.1	4	2	2	1	0	2	6	0	0	.267
2020	LOS ANGELES	6-2	2.16	10	10	0	0	0	58.1	41	18	14	8	1	8	62	0	0	.194
2021	LOS ANGELES	10-8	3.55	22	22	0	0	0	121.2	103	51	48	15	3	21	144	7	1	.224
	Oklahoma City	0-0	6.00	1	1	0	0	0	3.0	4	2	2	1	0	0	3	0	0	.308
2022	LOS ANGELES	12-3	2.28	22	22	0	0	0	126.1	96	36	32	10	2	23	137	0	1	.206
	Rancho Cucamonga	0-0	2.25	1	1	0	0	0	4.0	3	1	1	1	0	1	7	1	0	.200
Major League - 14 years		197-87	2.48	401	398	25	15	0	2581.0	1955	777	711	206	39	629	2807	95	12	.209
Dodger Totals - 14 years		197-87	2.48	401	398	25	15	0	2581.0	1955	777	711	206	39	629	2807	95	12	.209
Minor League - 9 years		12-11	2.50	56	52	0	0	1	255.2	183	92	71	16	2	97	326	25	3	.197

Career Postseason Pitching Record

Year	Team	W-L	ERA	G	GS	CG	SHO	SV	IP	H	R	ER	HR	HBP	BB	SO	WP	BK
2008	NLCS: LA vs. PHI	0-0	4.50	2	0	0	0	0	2.0	1	1	1	0	0	2	1	0	0
2009	NLDS: LA vs. STL	0-0	2.70	1	1	0	0	0	6.2	9	2	2	1	0	1	4	1	0
	NLCS: LA vs. PHI	0-1	9.45	2	1	0	0	0	6.2	5	7	7	2	1	6	6	3	0
2013	NLDS: LA vs. ATL	1-0	0.69	2	2	0	0	0	13.0	6	3	1	0	0	4	18	2	0
	NLCS: LA vs. STL	0-2	6.30	2	2	0	0	0	10.0	12	8	7	0	0	3	10	2	0
2014	NLDS: LA vs. STL	0-2	7.82	2	2	0	0	0	12.2	12	11	11	3	0	2	19	1	0
2015	NLDS: LA vs. NYM	1-1	2.63	2	2	0	0	0	13.2	7	4	4	2	0	5	19	0	0
2016	NLDS: LA vs. WAS	1-0	5.84	3	2	0	0	1	12.1	15	8	8	0	0	3	19	0	0
	NLCS: LA vs. ChC	1-1	3.00	2	2	0	0	0	12.0	9	5	4	2	0	1	10	0	0
2017	NLDS: LAD vs. ARI	1-0	5.68	1	1	0	0	0	6.1	5	4	4	4	0	3	7	0	0
	NLCS: LAD vs. ChC	1-0	2.45	2	2	0	0	0	11.0	7	3	3	2	0	2	9	0	0
2018	WS: LAD vs. HOU	1-0	4.02	3	3	0	0	0	15.2	9	7	7	2	0	5	17	0	0
	NLDS: LAD vs. ATL	1-0	0.00	1	1	0	0	0	8.0	2	0	0	0	1	0	3	0	0
2019	NLCS: LAD vs. MIL	1-1	4.09	3	2	0	0	0	11.0	9	6	5	1	0	4	13	0	0
	WS: LAD vs. BOS	0-2	7.36	2	2	0	0	0	11.0	14	9	9	3	0	3	10	0	0
2019	NLDS: LAD vs. WAS	0-1	7.11	2	1	0	0	0	6.1	8	5	5	2	2	1	5	0	0
2020	NLWC: LAD vs. MIL	1-0	0.00	1	1	0	0	0	8.0	3	0	0	0	0	1	13	0	0
	NLDS: LAD vs. SD	0-0	4.50	1	1	0	0	0	6.0	6	3	3	2	0	0	6	0	0
2022	NLCS: LAD vs. ATL	0-1	7.20	1	1	0	0	0	5.0	7	4	4	1	0	1	4	0	0
	WS: LAD vs. TB	2-0	2.31	2	2	0	0	0	11.2	7	3	3	1	0	3	14	0	0
2022	NLDS: LAD vs. SD	0-0	5.40	1	1	0	0	0	5.0	6	3	3	1	0	0	6	0	0
Postseason Totals		13-12	4.22	38	31	0	0	1	194.0	159	96	91	29	4	50	213	11	0
WC Totals		1-0	0.00	1	1	0	0	0	8.0	3	0	0	0	0	1	13	0	0
LDS Totals		6-4	4.10	16	14	0	0	1	90.0	76	43	41	15	3	19	106	5	0
LCS Totals		3-6	4.84	14	10	0	0	0	57.2	50	34	31	8	1	19	53	5	0
WS Totals		3-2	4.46	7	6	0	0	0	38.1	30	19	19	6	0	11	41	1	0

Career Single-Game Bests

Low-Hit Complete Game:	0, June 18, 2014 vs. COL	Most Strikeouts:	15 (2x), last: Sept. 2, 2015 vs. SF
Most Innings Pitched Starter:	9.0 (25x), last: July 9, 2017 vs. KC	Most Walks:	6 (3x), last: April 25, 2018 vs. MIA
Most Innings Pitched Reliever:	2.0, Sept. 22, 2009 at WAS	Longest Winning Streak:	12 games, May 6-Sept. 1, 2017
Most Earned Runs Allowed:	9, April 26, 2009 at COL	Longest Losing Streak:	3 (6x), last: Aug 25- Sept 6, 2019

Career Fielding Record

Position	PCT	G	PO	A	E	TC	DP
Pitcher	.975	401	73	338	11	442	15

Career Transactions

- June 6, 2006: Drafted by the Los Angeles Dodgers in the 1st round (7th pick) of the 2006 amateur draft. Player signed June 20, 2006.

Injured List

- March 23-May 5, 2014 (teres major strain)
- June 27-Sept. 9, 2016 (mildly herniated disc, lower back)
- July 24- Sept. 1, 2017 (lower back strain)
- May 6 - May 31, 2018 (left biceps tendinitis)
- June 1 - June 23, 2018 (lower back strain)
- March 25 - April 15, 2019 (left shoulder inflammation)
- July 23 - August 2, 2020 (back stiffness)
- July 7 - Sept. 13, 2021 (left elbow inflammation)
- October 2 - 24, 2021 (left forearm discomfort)
- May 13 - June 11, 2022 (right SI joint inflammation)
- August 5 - September 1, 2022 (low back pain)



Eddys
LEONARD

IF | 80

@leonard_eddys

Bats: Right **Throws:** Right

Height: 6-0 **Weight:** 180

Opening Day Age: 22

Born: November 10, 2000 in Santo Domingo, D. R.

Resides: Santo Domingo, Dominican Republic

Acquired: Signed as an international free agent on July 3, 2017

ML Service: 0.000



Career Highlights

- * Dominican Republic native enters his fifth professional season with the Dodgers organization after spending all of 2022 with Advanced-A Great Lakes
- * In 334 Minor League games, has registered a .276/.372/.464 slashline with 78 doubles, 12 triples, 45 home runs, and 179 RBI
- * Has made the most starts at shortstop (115) and has recorded a .950 fielding percentage at that position...has also started 33 games at second base (.975 fielding pct.), 31 games at third base (.910 fielding pct.) and 15 games in center field (.949 fielding pct.)
- * Ranked No. 10 prospect in Dodgers' organization
- * Signed a Minor League contract with the Dodgers on July 3, 2017

Year-By-Year

2022

Spent the entire season with Advanced-A Great Lakes, playing four different positions throughout the year: second base (8 G), third base (7 G), shortstop (104 G), and center field (15 G)..In 127 games, slugged .264 (131-for-496) including 32 doubles (career-high), 15 home runs, and 61 RBI...slashed .264/.348/.435 with 216 total bases...went 3-for-5 with two home runs and five RBIs on May 15 against the Lake County Captains...registered a .951 fielding percentage at shortstop, committing just 16 errors over 327 attempts ...had the second most hits in Advanced-A with 131

2021

Clubbed 22 homers in 107 games between Advanced-A Great Lakes and Single-A Rancho Cucamonga...slashed .296/.390/.539 while setting career highs in homers, RBI (81), doubles (29), triples (4), runs (89) and hits (126)..began the season with Rancho Cucamonga, hitting .295 with 14 homers and 57 RBI in 66 games for the Quakes...finished the season with Great Lakes, clubbing eight homers and recording 24 RBI in 41 games...hit a career-high three homers in a game on August 29, 2021, which was his second multi-homer game of the season and his career...finished the month of August slashing .352/454/.670 with seven homers and 18 RBI...Connected for seven homers in the month of July and notched a monthly career-high with 26 RBI

Personal

Eddys Leopoldo Leonard....signed out of Santo Domingo, Dominican Republic on July 3, 2017... signed for \$200,000 when he was 17

Career Batting Record

Year	Team	AVG	G	AB	R	H	2B	3B	HR	RBI	SH	SF	HP	BB	SO	SB	CS	OBP	SLG	E
2018	DSL Dodgers	.248	45	149	36	37	10	0	4	16	0	0	5	28	33	13	6	.385	.396	14
2019	Ogden	.333	8	21	2	7	0	0	1	1	0	0	1	1	9	0	2	.391	.476	1
	AZL Dodgers	.280	46	168	27	47	7	4	3	20	0	3	2	27	48	2	4	.380	.423	7
2021	Great Lakes	.250	1	4	1	1	0	0	0	0	0	0	0	3	0	0	0	.250	.250	0
	Rancho Cucamonga	.295	66	261	59	77	19	2	14	57	0	1	12	34	74	6	2	.399	.544	13
	Great Lakes	.299	41	164	30	49	10	2	8	24	0	0	3	17	42	3	1	.375	.530	4
2022	Great Lakes	.264	127	496	80	131	32	4	15	61	0	4	21	45	119	4	4	.348	.435	21
Minor League - 4 years		.276	334	1263	235	349	78	12	45	179	0	8	44	152	328	28	19	.372	.464	60

Career Transactions

• July 3, 2017: Signed as an international free agent by the Los Angeles Dodgers

Injured List

• No injuries at the Major League level



Gavin LUX

IF | 9

@therealgavinlux

Bats: Left **Throws:** Right

Height: 6-2 **Weight:** 190

Opening Day Age: 25

Born: November 23, 1997 in Kenosha, WI

Resides: Kenosha, WI

Acquired: Drafted in the 1st round (20th overall) of the 2016 First Year Player Draft out of Indian Trail HS (WI)

ML Service: 2.114

MLB Debut: September 2, 2019



Career Highlights

* 25-year-old second baseman enters his fifth Major League season and eighth season in the Dodger organization...owns a 253/329/383 slashline with 38 doubles, 12 triples, 18 home runs and 105 RBI in 273 Major League games

* Set career-highs in multiple categories during the 2022 season: games (129), at-bats (421), runs (66), hits (116), doubles (20), triples (7), walks (47), and stolen bases (7)...tied for second in Major League with seven triples on the year

* Made his Major League debut on Sept. 2, 2019 vs. Colorado...went 2-for-5 with a double and lined a lead-off single in his first big league at-bat...the first Dodger player in franchise history to score three runs in his Major League debut

* Launched his first career home run on September 10, 2021 in Baltimore...first grand slam on May 18, 2021 vs. Arizona (hit another on May 23, 2021 against San Francisco)

* After launching a pinch-hit home run in his first career Postseason at-bat during the eighth inning of Game 1 of the NLDS, he is the youngest Dodger to homer in a postseason game at 21 years – 314 days

* Named Baseball America's 2019 Minor League Player of the Year after hitting .347 (159-for-458) with 26 homers and 76 RBI in a combined 113 games between Double-A Tulsa and Triple-A Oklahoma City...became the third Dodger to win the award, joining Mike Marshall (1981) and Paul Konerko (1997)

* Awarded the 2019 Branch Rickey Minor League Player of the Year

* Named 2019 PCL Player of the Month for July after batting at a .435 clip (40-for-92) with eight doubles, four triples, seven homers and 26 RBI...led the league in average, OBP (.519) and OPS (1.356) while tying for the lead in runs (29) and triples (4)

* Selected to the 2019 Texas League All-Star Game and played in the 2019 Sirius XM Futures Game

* After a .324/399/514 season in 2018 was named a MiLB.com Organization All-Star, Baseball America Minor League All-Star, Baseball American High Class-A All-Star and a Post-Season All-Star for the Rancho Cucamonga Quakes

* Signed with the team on June 17, 2016 after being drafted in the first round of the MLB Draft

Year-By-Year

2022

• Set career-highs in numerous categories during the 2022 season: games (129), at-bats (421), runs (66), hits (116), doubles (20), triples (7), walks (47), and stolen bases (7)...tied for second in Major League with seven triples on the year

• Registered a .276/.346/.399 slashline and a .745 OPS...ranked sixth on the team in hits with 116

• Smacked his first career walk-off RBI on May 15 against PHI

• Spent time at a few different positions: second base (102 G, 93 GS), shortstop (9 G), and left field (28 G, 24 GS)...also started one game as the designated hitter

• Recorded a .973 fielding percentage at second base, committing nine errors over 337 total chances and assisting in 45 double plays

Had his best month in July, going 24-for-75 and slashing .320/.416/.533 including four doubles, three triples, two home runs and 13 RBI ...appeared in all four postseason games, going 3-for-13 (.231) with one double and one RBI...clubbed a .280 batting average (90-for-322) off of righties and .263 (26-for-99) off of lefties...owned a seven game hit streak from July 4-10 (also has four separate five-game hitting streaks, last June 24-29)...boasted a season-high three RBI Aug. 30 at NYM...recorded the first four-hit game of his career June 9th at CWS including one double and one RBI

2021

• Set career-highs in multiple categories, including: games (102), runs (49), hits (81), doubles (12), triples

(4), home runs (7), RBI (46) walks (41), and stolen bases (4) while playing in 102 games with the Dodgers... slashed .242/.328/.364 with a .692 OPS

- Ranked 10th in the National League with four triples
- Logged time at several positions: second base (27 G), third base (1 G), shortstop (59 G), left field (11 G), center field (6 G), and right field (1 G)
- Played 59 games (50 starts) at shortstop, logging a .966 fielding percentage with 129 assists while Corey Seager was on the Injured List
- Belted two home runs against St. Louis on May 31, going 2-for-4 with two runs and two RBI, was his second career multi-homer game (other: 9/8/20 vs. ARI)
- Ripped his first career- grand slam on May 18 and drove in a career-best four runs vs. ARI...swatted his second-career grand slam on May 23 against SF
- Had a six-game hitting streak from Sept. 15-23, hitting .478 with eight RBI during that span
- Logged time at several positions: second base (27 G), third base (1 G), shortstop (59 G), left field (11 G), center field (6 G), and right field (1 G)
- Played 59 games (50 starts) at shortstop, logging a .966 fielding percentage with 129 assists while Corey Seager was on the Injured List
- Appeared in 17 games with Triple-A Oklahoma City while on rehab from a left hamstring strain...batted .279/.338/.382 with four doubles and ten RBI during that span

Notched four RBI in a game three times (5/18 vs. Ari, 5/23 at SF, 6/11 vs. TEX)...batted .214 (3-for-14) in nine Postseason games, registering three walks and three strikeouts...had his best offensive performance in September, producing a .367/.466/.510 slashline with two doubles, one triple, and one homer for nine RBI... hit .286 (28-for-98) with five homers and 19 RBI in 27 games during the month of May...aired well during day games, averaging .292 (31-for-106) with two homers and 13 RBI...was dependable in bases loaded situations, batting .308 (4-for13) with 16 RBI...stole a career-high four bases (4/3 at COL, 6/27 vs. CHC, 7/3 at WSH, and 9/23 at COL)...had two stints on the Injured List: Apr. 18-26 with right wrist soreness and July 19-Aug.8 with a left hamstring strain before going on a rehab assignment with Triple-A Oklahoma City

2020

- Split time between the Dodgers and the Alternative Training Site...made all defensive appearances at second base and hitting .175 with three homers and eight RBI
- Had a two home run game on September 8 at Arizona, his first multi-homer game of his career...his second home run of the game was in the 10th inning and helped secure the win

Each of his three home runs came against right-handed pitchers, posting a .189/.259/.396 slash line against righties...hit a 453 ft. two-run home run on September 18 at Colorado, the longest Dodger home run of the season (previous: 447 ft., Seager)

2019

- After ranking as the No. 2 Minor League prospect by MLB Pipeline, made his Major League debut on Sept. 2 against Colorado...went 2-for-5 with a double and scored three runs...became the first rookie in Dodger history to color three runs in a Major League debut
- Slashed .240/.305/.400 with four doubles, a triple, two home runs and nine RBI in 23 Major League games
- Reached base in 15 of his 23 regular season games and notched a hit in 12 contests, including 10 in the last 17 games of the season

Collected five multi-hit efforts and ranked among the top NL rookies during September in runs (12, T-10th), hits (18, T-19th), doubles (4, T-11th), home runs (2, T-15th), RBI (9, T-12th), walks (7, T-11th), average (.240, 18th), OBP (.305, T-21st) and slugging (.400, 16th)...clubbed his first home run on Sept. 10 at Baltimore, ended the night going 3-for-4 with a double for his first three-hit game and multi-extra-base effort of his Major League career...became the youngest Dodger to homer in a Postseason game at 21 years and 314 days after launching a pinch-hit homer in his first career Postseason at-bat in the eighth inning of Game 1 of the NLDS...named Baseball America's Minor League Player of the Year after slashing a combined .347/.421/.607 with 25 doubles, eight triples, 26 homers and 76 RBI in 113 games between Double-A Tulsa and Triple-A Oklahoma City...also named Baseball America's Minor League All-Star for the PCL...recipient of the Dodgers' Branch Rickey Minor League Player of the Year award...earned PCL July Player of the Month honors after leading the league in average (.435), OBP (.519) and OPS (1.356) while tying for the lead in runs (29) and triples (4) with eight doubles, seven homers and 26 RBI during the span...selected to the 2019 Texas League All-Star Game and played in the 2019 Sirius XM Futures Game...began the season at Double-A Tulsa and was promoted to Triple-A Oklahoma City on June 27...played 91 games at shortstop between Tulsa and Oklahoma City, registering a .961 fielding percentage (13 E/776.0 INN)...saw action in 19 games at second base with a .988 fielding percentage (1 E/151.2 INN) and translated those numbers into a .970 fielding percentage (2 E/178.0 INN) at the big-league level across 22 games (19 games started) at second base...ranked fourth among all qualifying rookie second basemen during the month of September (minimum 17 games) in fielding percentage, total chances (67), putouts (27), assists (38) and zone rating (.765), while ranking third in innings (178.0) and second in games played (22)

2018

Was named a 2018 MiLB.com Organizational All-Star, Baseball America Minor League All-Star and Postseason All-Star for his time in Rancho Cucamonga...wrapped the season with a combined .234/.399/.514 slashline between Advanced-A Rancho Cucamonga (88 games) and Double-A Tulsa (28

games)...had a career-high 57 RBIs, 27 doubles, eight triples and 15 homers in 116 games...on April 27, as a member of the Rancho Cucamonga Quakes, drove in a career-best five RBI against the Lancaster JetHawks in a 14-9 win...promoted to Double-A Tulsa on Aug. 1, where he played in 28 games and hit .324/.408/.495 with four doubles, four home runs and nine RBI

2017

Spent his first full professional season with Single-A Great Lakes, slashing .244/.331/.362 with 14 doubles, eight triples, seven home runs and 39 RBI with 27 stolen bases...tied for fourth in the Midwest League in triples and tied for seventh with a team-leading 56 walks on the season...paced the team in runs scored (68), hits (106), triples (8) and stolen bases (27), while ranking second in total bases (157), third in RBI (39) and fifth in doubles (14)

2016

Spent 48 games in the AZL and slashed .281/.365/.385 with 10 doubles, five triples and 18 RBI...promoted to Ogden on Aug. 31 and played eight games and three playoff games with the Raptors...batted .387 (12-for-31) with a trio of doubles and RBI, apiece, during the regular season...connected for three hits with one RBI in three playoff games against Orem

Personal

Garvin Thomas Lux...resides in Kenosha, WI, where he graduated from Indian Trail High School in 2016...tabbed as the 33rd-best prospect in the 2016 June Draft by MLB.com...named the 2016 Wisconsin Gatorade Player of the Year...committed to Arizona State University before signing with the Dodgers after becoming the 20th overall pick in the 2016 First-Year Player Draft

Career Batting Record

Year	Team	AVG	G	AB	R	H	2B	3B	HR	RBI	SH	SF	HP	BB	SO	SB	CS	OBP	SLG	E
2016	Ogden	.387	8	31	7	12	3	0	0	3	0	0	0	3	8	1	0	.441	.484	0
	AZL Dodgers	.281	48	192	34	54	10	5	0	18	0	1	1	25	43	1	0	.365	.385	15
2017	Great Lakes	.244	111	434	68	106	14	8	7	39	3	5	3	56	88	27	10	.331	.362	24
2018	Tulsa	.324	28	105	21	34	4	1	4	9	0	0	1	14	20	2	2	.408	.495	6
	Rancho Cucamonga	.324	88	358	64	116	23	7	11	48	0	2	1	43	68	11	7	.396	.520	25
2019	Tulsa	.313	64	259	45	81	7	4	13	37	0	4	0	28	60	7	3	.375	.521	10
	Oklahoma City	.392	49	199	54	78	18	4	13	39	0	0	0	33	42	3	3	.478	.719	4
	LOS ANGELES	.240	23	75	12	18	4	1	2	9	0	0	0	7	24	2	0	.305	.400	2
2020	LOS ANGELES	.175	19	63	8	11	2	0	3	8	0	0	0	6	19	1	0	.246	.349	3
2021	LOS ANGELES	.242	102	335	49	81	12	14	7	46	0	2	3	41	83	4	1	.328	.364	10
	Oklahoma City	.279	17	68	18	19	4	0	1	10	0	0	0	6	15	0	0	.338	.382	1
2022	LOS ANGELES	.276	129	421	66	116	20	7	6	42	0	3	0	47	95	7	2	.346	.399	9
Major League - 4 years		.253	273	894	135	226	38	12	18	105	0	5	3	101	221	14	3	.329	.383	24
Dodger Totals - 4 years		.253	273	894	135	226	38	12	18	105	0	5	3	101	221	14	3	.329	.383	24
Minor League - 5 years		.304	413	1646	311	500	83	29	49	203	3	12	6	208	344	52	25	.381	.479	84

Career Postseason Batting Record

Year	Team	AVG	G	AB	R	H	2B	3B	HR	RBI	SH	SF	HP	BB	SO	SB	CS	OBP	SLG
2019	NLDS: LAD vs. WAS	.222	4	9	1	2	0	0	1	1	0	0	0	1	6	0	0	.300	.556
2020	NLDS: LAD vs. SD	.000	1	1	0	0	0	0	0	0	0	0	0	0	1	0	0	.000	.000
2021	NLWC: LAD vs. STL	.000	1	0	0	0	0	0	0	0	0	0	0	0	0	0	0	.000	.000
	NLDS: LAD vs. SF	.333	5	9	1	3	0	0	0	0	0	0	0	2	2	0	0	.455	.333
	NLCS: LAD vs. ATL	.000	3	5	0	0	0	0	0	0	0	0	2	1	1	0	0	.286	.000
2022	NLDS: LAD vs. SD	.231	4	12	0	3	1	0	0	1	0	0	0	0	5	0	0	.231	.308
Postseason Totals		.216	18	37	2	8	1	0	1	2	0	0	0	5	15	1	0	.310	.324
WC Totals		.000	1	0	0	0	0	0	0	0	0	0	0	0	0	0	0	.000	.000
LDS Totals		.250	14	32	2	8	1	0	1	2	0	0	0	3	14	0	0	.314	.375
LCS Totals		.000	3	5	0	0	0	0	0	0	0	0	0	2	1	1	0	.286	.000

Career Single-Game Bests

Most Hits:	4, June 9, 2022 at CWS	Most Stolen Bases:	1 (14x): last, August 19, 2022 vs. MIN
Most RBI:	4, (3x), last, June 11, 2021 vs. TEX	Most Walks:	2, (5x), last, July 10, 2022 vs. CHC
Most Home Runs:	2, May 31, 2021 vs. STL	Longest Hitting Streak:	7 games, July 4 - 10, 2022
Most Runs Scored:	3, (3x), last, May 23, 2022 at WAS	Grand Slams:	2, last, June 11, 2021 vs. TEX

Career Fielding Record

Position	PCT	G	PO	A	E	TC	DP
Second base	.973	169	228	312	15	555	72
Third Base	.500	1	0	2	2	4	0
Shortstop	.968	68	70	140	7	217	21
Left Field	1.000	39	39	0	0	0	0
Center Field	1.000	6	7	1	0	8	1
Right Field	.000	1	0	0	0	0	0

Career Transactions

• June 9, 2016: Drafted by the Los Angeles Dodgers in the 1st round (20th pick) of the 2016 amateur draft

Injured List

• April 18 - 26, 2021 (right wrist soreness)
• July 19 - August 17, 2021 (left hamstring strain)



J.D.
MARTINEZ DH/OF | 28

@jdmartinez28

Bats: Right **Throws:** Right

Height: 6-3 **Weight:** 230

Opening Day Age: 35

Born: August 21, 1987 in Miami, FL

Resides: Miami, FL

Acquired: Signed a one-year deal with the Los Angeles Dodgers on December 29, 2022

ML Service: 11.036

MLB Debut: July 30, 2011



All-Star
(6; 2015, 2018-19, 2021-22)



Silver Slugger
(3; 2015, 2018)

Career Highlights

- * Five-time All-Star looks to his 13th Major League season and first on the West Coast after signing with Los Angeles as a free agent on December 29, 2022
- * Miami-native owns a career .288/.352/.520/.872 slashline with 339 doubles, 21 triples, 282 home runs, 899 RBI and 790 runs scored with Houston (2011-17), Arizona (2017), and Boston (2018-22)
- * Veteran player has earned several awards throughout his career, including the Silver Slugger Award (2015, 2018 x2), All-Star (2015, 2018, 2019, 2021, 2022), World Series Champion (2018), MLB Players Choice Player of the Year (2018), Player of the Month (NL, Sept. 2017, AL, Sept. 2018), Hank Aaron Award (AL, 2018), and NL Player of the Week (Sept. 10, 2017, Sept. 17, 2017)..was also Tiger of the Year in 2015 by the Detroit chapter of the BBWAA
- * Earned two Louisville Slugger Silver Slugger Awards in 2018, one as an outfielder and one as a DH...became the 1st player in the award's history (1980-2018) to be named a Silver Slugger at multiple positions in the same season
- * Belted the 100th home run of his Major League career in the seventh inning on August 14, 2016 at Texas, hitting a two-run shot off of A.J. Griffin
- * Recorded his 1,000th career hit on March 31, 2019 at SEA, a 3-run HR in the 4th inning
- * Smashed his first career MLB home run on Aug. 3, 2011 vs. CIN, a two-run HR that was part of a 3-for-4, four-RBI game... also had a four-RBI game on Aug. 20 vs. SF...is one of nine Astros in franchise history to post multiple games of at least four RBI during their rookie season
- * Belted his first career grand slam against LHP Barry Zito on June 14, 2012 at SF, another on June 16, 2014 versus Kansas City...became the 4th player in MLB history to hit a grand slam in both the AL and NL in the same season in 2017
- * Hit a grand slam in the 1st inning of 2021 ALCS Game 2, giving the Sox a 4-0 lead...it was the 7th grand slam in Red Sox Postseason history and was joined by Rafael Devers (2nd inning) as the only teammates to each hit a grand slam in the same Postseason game
- * Smacked a home run in his first career Postseason at bat in the 2014 ALDS , joining Mickey Lolich as the only two Tigers in franchise history to accomplish the feat...became the only player in franchise history to hit a home run in each of their first two Postseason games, and just the 15th player in Major League history to do so at the time
- * Made his Major League debut on July 30, 2011 at Milwaukee as a pinch hitter...secured a hit, an RBI-double
- * Drafted in the 2009 First-Year Player Draft by the Houston Astros in the 20th round

Year-By-Year

2022

- Participated in his fifth season with Boston, roping a .274/.341/.448/789 slashline across 139 games for 43 doubles (career-best), one triple, 16 home runs, and 62 RBI...was ranked second in the AL in doubles
- Ranked amongst Boston's best in many offensive categories: games (5th, 141), runs (4th, 139), hits (4th, 146), doubles (1st, 43), home runs (3rd, 16), and RBI (6th, 139)
- Named the AL Player of the Week in the first week of October after producing a .385/.429/.845 slashline with two homers and four RBI to round out the last week of the regular season
- Secured a team-best 18-game hitting streak from April 20 – May 17, slashing .387/.410/.667/1.077 during that span for nine runs, nine doubles, four home runs, and 13 RBI...later recorded a nine-game hit streak from May 19 to May 29, totaling a .351/.351/.514 slashline with three doubles, one home run, and two RBI during the span
- Strung together a four-game streak of hitting a double from April 20 to April 27, averaging .400 (6-for-15)...tied with teammate Kiké Hernández for the team's best mark
- Named to his fifth All-Star team, going 0-for-2 in the Midsummer Classic at Dodger Stadium
- Produced well during both home and away contests, averaging .279 (78-for-280) with 21 doubles, nine home runs, and 36 RBI at Fenway Park and averaged .269 (68-for-253) with 22 doubles, seven homers, and 26 RBI on the road
- Had his best offensive month in May, slashing .406/.467/.604 with a 1.071 OPS, totaling nine doubles, four homers, and 15 RBI with 23 runs scored
- Recorded nearly identical stat lines against both starting and relief pitching, posting a .270/.341/.469/.810 against starters and a .279/.341/.469 against relievers
- Signed with Los Angeles as a free agent on December 29, 2022

Posted a .302/.368/.481 slashline before the All-Star break with 51 runs, 30 doubles, nine homers, and 28 RBI...after the All-Star break, put together a .233/.301/.400 slashline with 13 doubles, seven homers, and 24 RBI...posted a four-RBI game two separate times: May 1 at BAL, going 3-for-5 with six total bases, and Oct. 5 vs. TB, going 2-for-3 with eight total bases...etched three walks on two occasions: April 13 at DET, Aug. 17 at PIT...collected four hits in two games: May 24 at CWS, going 4-for-5 with three runs, a double and RBI, and May 19 vs. SEA, going 4-for-5 with three runs and a double...held a .218 (34-for-156) average with runners in scoring position across 103 games, hitting nine doubles, four homers, and 46 RBI...was a strong-hitter in 3-2 count situations, slashing .245/.540/.531 across 63 games...did not record a hit when the count was 3-0 in eight different games...did not play a game in the field for the first time in his career

2021

- Made 113 starts at DH, 28 in left field and seven in right field...In his 113 games at DH, hit .306 with 26 HR and a .945 OPS and was tied for the AL lead with a career-high 42 doubles
- Led the Red Sox in doubles (42) and ranked second in games (148), runs (92), hits (163), RBI (99), total bases (295), triples (tied, 3), SLG (.518), and OPS (.867)...Was one of 14 AL players with 90+ RBI and 90+ runs
- Had an OPS above .800 at home (.890), on the road (.840), in day games (.971), in night games (.807), vs. LHP (.826), vs. RHP (.889), with bases empty (.859), with runners on (.874), with 0 outs (.918), with oneout (.806) and with two outs (.883)...With RISP (min. 100 PA), ranked fifth in the AL in AVG (.336) and 13th in OPS (.981)...With RISP and two outs, ranked 5th in the AL in AVG (.349) and third in SLG (.762) and OPS (1.200)
- Hit a walk-off two-run double in the 12th inning on 4/6 vs. TB, giving the Sox a 6-5 win...Was the first walk-off hit of his career
- Tied the Red Sox single-game HR record (3) on April 11 at BAL...It was the 34th three-HR performance in club history (25th player to do so)...Became the fifth player ever with a three-HR game with three different teams
- Hit his 250th career HR on May 20 at TOR, a go-ahead two-run HR with 2 outs in the 9th inning...later recorded his 300th RBI with BOS in his 398th game with the club (5/29 vs. MIA)...the only players to record 300 RBI in fewer games with the Red Sox are Vern Stephens (312), Jimmie Foxx (325), Ted Williams (341), David Ortiz (347) and Manny Ramirez (350)
- Reached safely in a career-best 29 consecutive games from 6/10-7/16, tied for the longest on-base streak by a Red Sox in 2021 (T-5th in MLB)...Recorded at least one hit in 25 of the 29 games
- Earned his 4th All-Star selection via the player ballot
- In Postseason play, started in nine games at DH, hitting .344 (11-for-32) with a 1.135 OPS, two doubles, three home runs, and 10 RBI...ranked among MLB Postseason leaders in RBI (T-6th, 10), SLG (6th, .688), and OPS (8th, 1.135)...
- Hit a grand slam in the 1st inning of ALCS Game 2, giving the Sox a 4-0 lead...It was the 7th grand slam in Red Sox Postseason history...Was joined by Rafael Devers (2nd inning) as the only teammates to each hit a grand slam in the same Postseason game

The Sox were 21-3 when he hit at least one HR... recorded at least one XBH in each of his first eight games, totaling 12 XBH during that span...His 12 XBH marked the most ever by an AL player in his first eight games of a season (source: STATS)...His season-opening XBH streak tied Sandy Alomar Jr. (1997) and Alex Rodriguez (2007) for the longest to begin a season in the modern era...Recorded at least one XBH in nine consecutive games dating

back to 2020, tied for the longest XBH streak in Red Sox history (6th time).. Named AL Player of the Week on 4/12...Hit .458/.500/1.125 with four 2B, four HR, and 13 RBI in eight games...His HR in the 1st inning was his 200th in the AL... In 32 games from Opening Day through 5/8, he led the majors in RBI (31) and runs scored (30) and tied for the lead in HR (10)...Joined Ted Williams (1955) as the only Red Sox with 10+ 2B, 10+ HR, 30+ RBI, and 30+ runs scored in their first 32 games of a season... Became the 32nd player to hit 100 HR for Boston (Rafael Devers later became the 33rd)... Posted a 13-game hitting streak from 6/10-24 (.273 AVG, 15-for-55), the longest by a Red Sox player in 2021...Missed the AL Wild Card Game and ALDS Game 1 after spraining his ankle in the regular season finale at WSH...Was not on the Sox' Wild Card roster

2020

- Played in 54 of the 60 games in the Red Sox shortened season, making 48 starts at DH, three in left field, and three in right field
- Tied for the team lead in doubles (16, T-3rd in AL)...also ranked among team leaders in extra-base hits (2nd, 23), walks (2nd, 22), and RBI (3rd, 27)
- Recorded a season-high three hits four times: 7/24 vs. BAL, 8/10 vs. TB, 9/3 vs. TOR and 9/22 vs. BAL
- Joined David Ortiz as the only players to make three consecutive Opening Day starts at DH for the Red Sox...on Opening Day vs. Baltimore, went 3-for-5 with an RBI double in the 3rd inning and a 2-run double in the 4th
- From the beginning of the season through 8/6, led the AL with seven doubles, tied with ARI's Christian Walker for the most in MLB during that time
- Smashed his 7th career grand slam on 8/12 vs. TB, setting a season-high with 4 RBI

Hit .333 with a 1.029 OPS in 9 games from 8/10-18 (10-for-30, 5 BB, 2 2B, 2 HR, 9 RBI, 6 R)...recorded right RBI over a 6-game stretch from 8/10-15...smashed his first HR of the season on 8/10 vs. TB (3-for-4)...stole his only base of the season, and the 25th of his career, on 9/18 vs. NYY...Stole 3rd base with one out in the 10th inning, with the score tied at 4-4...reached base in each of his final eight games (beginning 9/19), hitting .286 (10-for-35) with 3 2B, 2 HR, 5 RBI and 6 runs scored...Started each of those games at DH

2019

- Hit .304 (175-for-575) with 36 HR and 105 RBI over 146 games during his 2nd season with the Red Sox, starting 107 games at DH and 37 in the outfield (24 G in right field, 13 G in left field)...matched his career-high in plate appearances (657)
- Earned his 3rd All-Star Game selection (also 2015, '18)...voted in by the Player Ballot as an AL reserve, but started at DH due to an injury to Hunter Pence and went 0-for-2
- Was one of only four players in 2019 with 35+ HR, 100+ RBI, and a .300+ AVG (also Nolan Arenado, Nelson Cruz, and Cody Bellinger)...became the 9th Red Sox with 35+ HR and 100+ RBI in a season multiple times, joining David Ortiz (7x), Manny Ramirez (5x), Jimmie Foxx (5x), Jim Rice (4x), Ted Williams (4x), Mo Vaughn (3x), Carl Yastrzemski (3x), and Tony Armas (2x)
- Against LHP, led the majors in HR (19), AVG (.404), OBP (.494), SLG (.887), and OPS (1.381)...hit .338 (50-for-148) with RISP, including a .444 AVG and .833 SLG from July 22 through the end of the season (24-for-54, 4 2B, 3B, 5 HR)...

- Hit safely in each of the Red Sox' first ten games, the longest streak to begin any season of his career...Prior to Martinez, the last Red Sox with a hit in each of the team's first 10 games was Shea Hillenbrand in 2002 (12)... hit safely in 21 of the Sox' first 22 games...The only other player to hit safely in 21+ of the Sox' first 22 games is Eddie Bressoud in 1964 (21 of 22; source: Elias)
- Recorded his 1,000th career hit on March 31 at SEA, a 3-run HR in the 4th...hit his 200th career HR on 5/7 at BAL...It took him 2,229 AB to reach 100 career HR (22.3 AB/HR), but he needed only 1,300 AB to hit his next 100 (13.0 AB/HR)
- Reached base in 22 consecutive games from July 22- August 13, tied for his longest streak of 2019 (also 3/28-4/21)...during his on-base streak from July 22- August 13, hit .420 (37-for-88) with 9 HR, 21 RBI, and a 1.308 OPS In 75 road games, posted a .333/.416/.561/.978 batting line (98- for-294, 30 XBH)...His .333 AVG on the road ranked 5th in the majors, and his .416 OBP ranked 3rd... With 2 outs, led the AL with a 1.075 OPS (63-for-194, 16 HR)...Only Christian Yelich had a higher OPS with 2 outs (1.187), and only Gary Sánchez had more HR with 2 outs (18)...Hit multiple HR in a game 5 times (5/12 vs. SEA, 5/27 vs. CLE, 6/14 at BAL, 8/9 vs. LAA, 8/23 at SD)...Homered in 3 consecutive games twice (5/12-15, 6/13-15)... Reached base safely in each of the Red Sox' first 22 games...Since 1967, the only other Red Sox to reach in each of the team's first 22 games are Manny Ramirez in 2001 (23) and Wade Boggs in 1983 (27)

2018

- Named an AL All-Star in his first season with the Red Sox, hitting 43 HR with 130 RBI, 111 runs scored, and a .330/.402/.629/1.031 batting line (188-for-569)
- Established career-highs in runs, hits, doubles (37), RBI, BB (69), AVG, OBP, and XBH (82). Voted as the 2018 Player of the Year in the MLBPA's Players Choice Awards.
- Earned 2 Louisville Slugger Silver Slugger Awards, one as an outfielder and one as a DH...became the 1st player in the award's history (1980-2018) to be named a Silver Slugger at multiple positions in the same season
- Finished 4th in the BBWAA's AL MVP voting with 198 points, earning 1 first-place vote
- Was the AL recipient of MLB's Hank Aaron Award, given to the most outstanding offensive performer in each

league and earned the Boston Baseball Writers' Ted Williams Award, given to MLB's most outstanding hitter

- According to Elias, only two other players in MLB history have hit .330+ with 43+ HR and 130+ RBI in their 1st season with a team: Babe Ruth (1920 Yankees) and Jimmie Foxx (1936 Red Sox)
- Started 93 games at DH and 57 in the OF...made 32 starts in LF and 25 in RF, committing zero errors and recording three OF assists.
- Reached base in 132 of his 150 games played (88.0%)...The only times he failed to reach base in consecutive games were a 3-game streak from 4/21-24 and a 2-game stretch from 5/23-24
- Led MLB with 59 multi-hit games...recorded at least one hit in 114 of his games (76.0%) and had multiple RBI in an MLB-high 37 games
- His 26 HR at home are the 8th-most in Fenway Park's history (most since Mo Vaughn, 27 in 1996)...reached base in 51 straight games at Fenway Park from 4/13 - 8/18, MLB's longest home on-base streak of 2018 and the 3rd-longest single-season streak in the venue's history
- Made his Red Sox debut on Opening Day (March 29 at TB), batting cleanup as the club's DH (0-for-3, BB, R) and recorded his first hit as a Red Sox on 3/31 at TB, a 6th-inning double off Ryan Yarbrough...smacked his 1st HR as a Red Sox on 4/7 vs. TB (7th inning, solo off Chaz Roe)
- Named AL Player of the Week for the period 5/14-20, during which he was 9-for-26 (.346) with 5 HR and 8 RBI.
- Became the 1st Red Sox player to hold at least a share of the MLB lead in both HR (29, T-1st) and RBI (80, 1st) at the All-Star break since David Ortiz in 2006 (31 HR, 87 RBI).
- In the final game of the season on 9/30 vs. NYY, set a new Red Sox single-season record for most HR in a player's 1st season with the club (43)...Went 2-for-3 with 3 RBI in the game, giving him 130 RBI and a .330 AVG
- Reached base in 13 of the Red Sox' 14 playoff games, posting a .300/.403/.520 batting line with 3 HR and a team-high 14 RBI (15-for-50, 10 BB), homering in each round of the postseason.
- His 14 RBI are the 5th-most by a Red Sox player in a single postseason...recorded at least one RBI in nine of the Sox' postseason games, including in the final 3 games of the ALCS and first 2 games of the World Series.
- Became the 10th player in MLB history to record multiple RBI in each of his first 2 career World Series games, the 1st since Lance Berkman in 2005...in Game 5 of the World Series, led off the 7th inning with a HR off Clayton Kershaw, giving BOS a 4-1 lead.

Earned his 2nd career All-Star Game selection, batting cleanup as the AL club's starting DH...Was elected to start the game via fan balloting. Named AL Player of the Month for August and was twice tabbed AL Player of the Week (5/14-20, 8/6-12). His 43 HR are the most ever for a player in his 1st season with the Red Sox (previous: Dick Stuart, 42 in 1963)...his 130 RBI are the 4th-most by a player in his 1st season with BOS. Homered against 38 different pitchers and 15 teams. Became the 3rd Red Sox ever to hit at least .330 with 40+ HR and 130+ RBI, joining Ted Williams (1949) and Jimmie Foxx (1936, '38)...The last major leaguer to do that was Miguel Cabrera (2013). Joined ML's Christian Yelich as the only players in 2018 to hit .300+ with 100+ RBI and 100+ runs scored. The Sox went 35-5 (.875) in games in which he hit at least 1 HR...Homered in 34 of the Sox' 52 series...hit a grand slam in the Sox' 10-7 loss on 4/11 vs. NYY. Reached base in 26 consecutive games from 4/25- 5/22, the longest streak of his career...Led MLB with 13 HR in May, tied for the most ever by a Red Sox player in the month (also Jim Rice, 1978)... named AL Player of the Month for August...In 26 games, posted a .373/.453/.686/1.139 batting line (38- for-102) with 7 HR, 11 2B, 25 RBI, and 24 runs scored.

2017

- In 119 games, averaged .303 (131-for-432) and set career highs with 45 HR, 104 RBI, and a 1.066 OPS between Detroit and Arizona...was traded to Arizona on July 18
- Among players with at least 300 AB, led the Majors in SLG (.690), AB/HR (9.60), and AB/RBI (4.15)...averaged one home run every 8.00 AB with ARI
- His .690 SLG was .059 higher than the majors' next highest mark (Stanton-.631) (min. 300 AB). His 45 HR ranked 3rd in the majors behind Giancarlo Stanton (59) and Aaron Judge (52).
- Earned Player of the Week honors 4 times (5/15-21, 7/10-16, 9/4-10, and 9/11-17)...Became the 1st player to claim 4 weekly honors in a single season since the award's inception in 1973 (1975 for AL)
- Had 6 multi-homer games, including 2 with DET (5/13 at LAA and 5/16 vs. BAL) and 4 with ARI (7/26 vs. ATL, 8/27 vs. SF, 9/4 at LAD, and 9/10 vs. SD)
- Hit 3 grand slams, 1 of only 5 players in the majors to reach that mark. Hit 1 grand slam for DET (May 16 vs. BAL) and 2 for ARI (July 27 at STL and Sept. 26 vs. SF)...became the 4th player in MLB history to hit a grand slam in both the AL and NL in the same season
- Became the 5th player in MLB history to hit 40+ combined HR with multiple teams in a single season (also Adam Dunn in 2008, David Justice in 2000, Mark McGwire in 1997, and Greg Vaughn in 1996)...is 1 of 4 players all-time to record 40+ HR in 120 games or fewer, joining Ken Griffey Jr. in 1994 (40 HR in 111 G), Matt Williams in 1994 (43 HR in 112 G), and Hank Aaron in 1973 (40 HR in 120 G)
- His 31 HR after the All-Star break were the 4th most in MLB since 2000 behind Sammy Sosa in 2001 (35), Barry Bonds in 2001 (34), and Giancarlo Stanton in 2017 (33)...also had 72 RBI during the 2nd half of the season, the most in the majors since Chase Headley had 73 in 2012
- From July 19, his first game with Arizona, through the end of the season, his 29 HR ranked 2nd in MLB...was the 2nd-fastest player all-time to reach 20 HR with a new team (45th game), behind only McGwire (42 with STL in

1997)

- Named National League Player of the Month for September after batting .404 (40-for-99) and setting Diamondbacks franchise records for most HR (16) and RBI (36) in any calendar month...tied the NL record for most HR in a September (also Ralph Kiner, 1949), falling 1 shy of the ML record held by Babe Ruth (1927) and Albert Belle (1995) and his 36 RBI were tied with CHC's Hank Leiber (1939) for 2nd most in the NL in a September, trailing only Troy Tulowitzki's 40 RBI with COL in September 2011

Hit .376/.464/.892 vs. LHP (35-for-93, 10 2B, 12 HR). Batted .317 (39-for-123) with RISP...Hit .409 (18-for-44) with 5 HR vs. AL East teams...recorded four games with at least five RBI (2 with DET and 2 with ARI), tied with Daniel Murphy for most in the majors...Is the only player ever with 5+ RBI in more than 1 game for multiple teams in a season (source: Elias)... Was also the 1st player with 100+ RBI in 120 games or fewer since Carlos Lee in 2008 (100 RBI in 115 G). In 62 games for ARI, had 29 HR and 65 RBI...Was the 1st player since HOU's Carlos Beltrán (23) and NYM's Richard Hidalgo (21) in 2004 to hit 20+ HR for a club after switching teams midseason (source: STATS LLC). His 29 homers with the D-backs during the 2nd half of the season were the most in franchise history, surpassing Luis Gonzalez's 22 in 2001... His 1st hit as a D-back was a 3-run HR on 7/24 vs. ATL. Hit 4 HR on 9/4 at LAD... appeared in each of ARI's 4 postseason games, going 3-for-4 with a HR in Game 1 of the NLDS at LAD.

2016

- Finished the 2016 season with 22 homers, marking the third straight season he has hit 20-or-more homers
- Ranked seventh in the American League with a .373 on-base percentage and a .535 slugging percentage, while he was eighth with a .307 batting average
- Belted the 100th home run of his Major League career in the seventh inning on August 14 at Texas, hitting a two-run shot off of A.J. Griffin...hit safely in 14 straight games from August 9-24 -- batted .448 (26x58) with 13 runs scored, four doubles, five home runs and 11 RBI during the streak, which tied a career high
- Named the Tigers Player of the Month for August after hitting .404 (42-for-104) with 21 runs scored, 11 doubles, seven home runs and 15 RBI -- tied for the AL lead with 11 doubles in August, while he ranked second with a .404 batting average, tied for second with 42 hits and third with a .446 on-base percentage and a .712 slugging percentage...his .404 batting average was the highest by a Tiger in the month of August since Alan Trammell hit .405 in August, 1993
- Hit .307 (104-for-339) against righthanded pitchers, which ranked 10th in the American League...batted .306 (37-for-121) vs. lefties
- Led the AL with a .362 (81-for-224) home batting average...posted a .254 (60-for-236) batting average on the road
- Compiled a .286 (72-for-252) batting average with 36 runs scored, 19 doubles, two triples, 12 home runs and 39 RBI in 65 games prior to the All-Star break...batted .332 (69-for-208) with 33 runs scored, 16 doubles, 10 home runs and 29 RBI following the All-Star break

Posted his second career four-hit game on April 12 vs. Pittsburgh (other, May 30, 2013 at Colorado)...Recorded his first career game with three doubles on June 14 at Chicago (AL) -- marked the first three-double game by a Tigers player since Miguel Cabrera on August 21, 2015 vs. Texas...Sidelined from June 17-August 3 with a non-displaced fracture of the radial neck at the right elbow...Began an injury rehabilitation assignment with Triple A Toledo on July 26 -- played in eight games with the Mud Hens and hit .278 (10x36) with three runs scored, three doubles and five RBI...Activated from the 15-day disabled list on August 3 -- hit the first pitch he saw in the eighth inning for a pinch hit goahead home run off of Chris Sale...was the second pinch hit homer of his career (other, May 19, 2014 at Cleveland)

2015

- Finished his first full season with the Tigers and established career highs in games played (158), at-bats (596), runs scored (93), hits (168), doubles (33), home runs (38), RBI (102) and walks (53)
- Selected to the American League All-Star Team for the first time in his career and later won his first career Silver Slugger Award and was named Tiger of the Year by the Detroit chapter of the Baseball Writers Association of America
- Was one of three finalists for the American League Gold Glove as an outfielder after finishing the season with a .993 fielding percentage (282TC/2E)
- Finished the season with 38 home runs and 102 RBIs -- became the seventh player in Tigers history to hit 38-or-more home runs and drive in 100-or-more runs in a season, joining Miguel Cabrera (2010, 2012, 2013), Norm Cash (1961), Rocky Colavito (1961), Cecil Fielder (1990, 1991), Hank Greenberg (1937, 1938, 1940, 1946) and Dean Palmer (1999)
- Drove in 100 runs for the first time in his career -- became the first Tigers outfielder to record 100-or-more RBI in a season since Magglio Ordonez had 103 RBI in 2008.
- Hit his first career Opening Day home run on April 6 vs. Minnesota, a solo home run in the second inning off Phil Hughes
- Had a season-best, 11-game hitting streak from May 9-20, batting .410 (16-for-39) with seven runs scored, two doubles, two home runs and three RBI during the stretch
- Recorded the first multi-home run game of his career on June 21 at New York Yankees, hitting three home runs in the win -- became the first visiting player to hit three home runs at Yankee Stadium and the first Tiger to hit three homers vs. the Yankees since Charlie Maxwell on May 3, 1959 at Briggs Stadium...also established a career high with six RBI

- Reached base safely in a career-best 19 straight games from June 4-26 -- during the 19-game stretch, he hit .320 (24-for-75) with 14 runs scored, three doubles, 10 home runs and 24 RBI
 - Named Tigers Player of the Month for June after batting .290 (27-for-93) with 16 runs scored, three doubles, 11 home runs and 26 RBI -- tied for the American League lead in RBI, while he was second in home runs
- Hit his first career Opening Day home run on April 6 vs. Minnesota, a solo home run in the second inning off Phil Hughes...hit .289 (95-for-329) with 57 runs scored, 16 doubles, 25 home runs and 59 RBIs before the All-Star break...hit .273 (73-for-267) with 36 runs scored, 17 doubles, two triples, 13 home runs and 43 RBIs following the All-Star break... Homered in three straight games three times during the season (June 13-15, June 24-26, July 4-6)...his 11 home runs in June were tied for the third most in club history and were the most since Mickey Tettleton hit 11 in June, 1993... Selected American League Player of the Week for the week ending July 5 after hitting .458 (11-for-24) with six runs scored, a double, four home runs and 10 RBI in six games -- marked his second career player of the week honor...hit 15 home runs and drove in 35 runs over 24 games from June 7-July 6... Recorded 25 home runs prior to the All-Star break, which ranked tied for the third most in franchise history. Named Tigers Player of the Month for July after hitting .320 (33-for-103) with 21 runs scored, four doubles, one triple, eight home runs and 20 RBIs --

2014

- Established career highs in games played (123), runs (57), hits (139), doubles (30), home runs (23) and RBI (76) as he completed his first season with Detroit...opened the spring season in the Houston Astros organization before being released on March 22 -- signed by the Tigers as a minor league free agent on March 24 and assigned to Triple-A Toledo to begin the season
- Tied for first in the American League with seven home runs in "close and late" situations, while he was second with 13 home runs in the seventh inning-or-later
- Batted .308 (20-for-65) with 16 runs scored, three doubles, a triple, 10 home runs and 22 RBI with Triple-A Toledo before having his contract purchased by the Tigers on April 21
- Tabbed the International League Player of the Week for the week ending April 21
- Hit his first career pinch hit home run in the ninth inning on May 19 at Cleveland...later hit the game-winning sacrifice fly on June 15 versus Minnesota -- the first game-ending hit or sacrifice fly of his career
- Blasted his second career grand slam on June 16 versus Kansas City -- equaled a career-high with four RBI that same game... matched the high with four RBI on September 12 versus Cleveland
- Selected the American League Player of the Week for the week ending June 22 -- batted .444 (12-for-27) with six runs scored, three doubles, four home runs and 11 RBI in six games during the week
- Compiled a career-high 14-game hitting streak June 9-25 -- batted .411 (23-for-56) with nine runs scored, eight doubles, six home runs and 17 RBI during the streak
- Named the Tigers Player of the Month for June after batting .345 (29-for-84) with 12 runs scored, nine doubles, seven home runs and 21 RBI in 22 games during June -- tied for third in the American League with seven home runs while he was tied for fourth with 22 RBI during the month
- Appeared in all three games for the Tigers during the ALDS -- hit a home run in his first postseason at bat, joining Mickey Lolich as the only two Tigers in franchise history to accomplish the feat...Became the only player in franchise history to hit a home run in each of their first two postseason games, and just the 15th player in major league history to do so.

Reached base safely in 28 consecutive games June 9-July 10...Hit a home run in back-to-back games June 24-25, July 5-6, and September 1-2...posted a season-high three hits June 17 vs. Kansas City -- equaled the high 11 other times during the season...hit a home run in a career-best three straight games June 18-20...hit .345 (30-for-87) with 14 runs scored, four doubles, two triples, five home runs and 15 RBI in 24 games during July...ranked seventh in the American League with a .354 (34-for-96) batting average during September, while he was tied for third with six home runs and tied for 10th with 17 RBI during the month...ranked fourth among all players (min 100 AB) with a .359 (84-for-234) batting average against opponents from the American League Central Division...Batted .307 (35-for-114) with nine home runs and 27 RBI against lefthanded pitching...hit .318 (104-for-327) with 14 home runs and 49 RBI with righties on the mound...Hit .304 (63-for-207) with eight doubles, 13 home runs and 38 RBI in 61 games at home...batted .325 (76-for-234) with 22 doubles, 10 home runs and 38 RBI in 62 games on the road... Posted a .346 (65-for-188) batting average prior to the All-Star break...hit .292 (74-for-253) following the break

2013

- 26-year-old outfielder played in 86 games in his third Major League season...missed over a month of the season due to a left wrist injury...
- Did not make the club out of Spring Training and was optioned to minor league camp...was recalled to Houston prior to Opening Day on March 30 to replace the injured Fernando Martinez
- Was placed on the 15-day DL on April 20 with a right knee sprain...missed 16 games and was activated from the DL on May 6...placed on the 15-day DL on July 27 with a left wrist sprain and was not activated until Sept. 13 (missed 44 games)...sustained the injury while sliding into second base
- Had a career-high four hits on May 30 at COL...was one of four Astros to record an RBI in four straight games... did so from July 5-10
- Played in five games with Double-A Corpus Christi from April 30-May 5 as part of a rehab stint...hit .300 (6-for-20) with two doubles, one homer and five RBI.

2012

- Led Houston with 55 RBI in the second extended MLB action of his career...ranked tied for third on the club with 40 walks and third with 11 home runs (all of which came in the first half)
- Ranked tied for third in the NL among left fielders with nine outfield assists in just 97 starts at the position... began the season as the everyday LF before getting optioned to Triple-A on Aug. 7 and was later recalled on Sept. 4
- Ranked third in the NL in walks (18), tied for fourth in RBI (20) and tied for fifth in on-base percentage (.414.) from April 6-May 2
- Belted his first career grand slam against LHP Barry Zito on June 14 at SF
- Did not make an error in his first 74 games in the outfield in 2012...had a 101-game errorless streak, spanning two seasons from Sept. 3, 2011-July 18, 2012
- Had surgery on Sept. 26 to remove the hook of the hamate bone in his left hand

Started the season with a nine-game hitting streak from April 6-15 where he hit .371 (13-for-35) with three homers and 10 RBI...was the longest hitting streak by an Astro to begin a season since Craig Biggio also had a nine-gamer to open the 2005 season (April 5-15, 2005...the Miami native hit the first regular season home run at Marlins Park in Miami on April 13...belted his first career grand slam against LHP Barry Zito on June 14 at SF...in 15 games from June 16-July 2, hit .308 (16-for-52) with four doubles, three homers, 10 RBI and a .915 OPS (.357 OBP/.558 SLG)...hit the three homers over a four-game span from June 23-26...recorded a hit in seven of his 12 games (.303, 10-for-33) after his final recall from Triple A on Sept. 4...hit .233 (21-for-90) with six doubles and four RBI in 23 games with Triple-A Oklahoma City

2011

- Started 52 of the final 55 games of the season after having his contract purchased from Double-A on July 29... started 51 games in LF and 1 in RF
- His 35 RBI after his MLB debut on July 30 were tops on the club, T-13th in the NL and led all NL rookies in that span...his 28 RBI in August ranked second in the NL and fourth in MLB...the 28 RBI were the most for any Astros rookie in any calendar month, besting Chris Truby's previous record of 27 in Sept. 2000, and were tied for the third-most in the month of August among all Astros in franchise history
- Smashed his first career MLB home run on Aug. 3 vs. CIN, a two-run HR that was part of a 3-for-4, four-RBI game...also had a four-RBI game on Aug. 20 vs. SF...is one of nine Astros in franchise history to post multiple games of at least four RBI during their rookie season
- Made his Major League debut on July 30 as a PH and hit an RBI-double
- At the time his contract was purchased by Houston, ranked second in the Texas League in batting (.338), T-5th in RBI (72), fifth in OBP (.414) and seventh in slugging pct. (.546)...was a Texas League All-Star selection in 2011
- Named TL Player of the Month for July after hitting .380 with seven HR and 16 RBI

2010

- Named the Astros Minor League Player of the Year after hitting a combined .341 (183-for-537) with 40 doubles, 18 homers and 89 RBI with Single-A Lexington and Double-A Corpus Christi
- Before being promoted to Double-A Corpus Christi on July 16, posted a .362 (126-for-348) average with 15 homers and 64 RBI in 88 games for Single-A Lexington
- Earned the South Atlantic League's Most Valuable Player Award and the SAL's Player of the Year Award...also named a Midseason and Postseason All-Star in the SAL...named the SAL's Best Hitting Prospect by Baseball America
- Named Single-A Lexington's Offensive Player of the Month in April and June, the Legends' Defensive Player of the Month in May, and the SAL's Player of the Week from July 5-11
- After his promotion to Double-A Corpus Christi, hit at a .302 clip (57-for-189) with three home runs and 25 RBI in 50 games...earned the Hooks' Offensive Player of the Month in August

2009

- Hit a combined .348 (92-for-264) with 12 home runs and 56 RBI in 72 games with Rookie-level Greeneville and Single-A Tri-City
- After signing with Houston, assigned to Greeneville, where he hit .403 (31-for-77) with five home runs and 23 RBI in 19 games
- Promoted to Single-A Tri-City on July 12 and finished his campaign with a .326 (61-for-187) average, seven home runs and 33 RBI in 53 games for the ValleyCats...led the New York-Penn League in batting average and OPS (.920)
- Named a NYPL All-Star, and also earned NYPL Player of Year

Personal

Julio Daniel Martinez...graduated from Flanagan High School in Pembroke Pines, FL where he won consecutive state titles in 2005-06...originally selected by MIN in the 36th round of the 2006 June Draft (did not sign)... attended Nova Southeastern University in Florida, hit .428 with 15 HR and 57 RBI while setting the school's single-season record with 73 runs in his junior year...drafted in the 2009 First-Year Player Draft by the Houston Astros in the 20th round

Career Batting Record

Year	Team	AVG	G	AB	R	H	2B	3B	HR	RBI	SH	SF	HP	BB	SO	SB	CS	OBP	SLG	E
2009	Greenville	.403	19	77	17	31	9	1	5	23	0	0	1	5	14	0	0	.446	.740	1
	Tri-City	.325	53	187	25	61	15	2	7	33	0	3	3	15	30	1	0	.380	.540	2
2010	Lexington	.362	88	348	83	126	31	3	15	64	0	1	11	33	55	3	0	.433	.598	3
	Corpus Christi	.302	50	189	24	57	9	1	3	25	0	1	2	15	42	2	2	.357	.407	4
2011	Corpus Christi	.338	88	317	50	107	25	1	13	72	0	7	4	42	55	1	0	.414	.546	2
	HOUSTON	.274	53	208	29	57	13	0	6	35	0	3	2	13	48	0	1	.319	.423	1
2012	Oklahoma City	.233	23	90	6	21	6	0	0	4	0	1	0	4	17	0	1	.263	.300	0
	HOUSTON	.241	113	395	34	95	14	3	11	55	0	2	1	40	96	0	2	.311	.375	2
2013	HOUSTON	.250	86	296	24	74	17	0	7	36	0	3	0	10	82	2	0	.272	.378	2
2014	Toledo	.308	17	65	16	20	3	1	10	22	0	0	3	3	17	2	0	.366	.846	0
	DETROIT	.315	123	441	57	139	30	3	23	76	0	6	3	30	126	6	3	.358	.553	4
2015	DETROIT	.282	158	596	93	168	33	2	38	102	0	3	5	53	178	3	2	.344	.535	2
	Toledo	.278	8	36	3	10	3	0	0	5	0	0	1	1	11	1	0	.316	.361	0
2016	DETROIT	.307	120	460	69	141	35	2	22	68	0	5	3	49	128	1	2	.373	.535	6
	Lakeland	.375	2	8	2	3	1	0	1	2	0	0	0	0	1	0	0	.575	.875	0
2017	Toledo	.067	4	15	1	1	0	0	1	2	0	1	0	2	6	0	0	.167	.167	1
	DETROIT	.305	57	200	38	61	13	2	16	39	0	3	0	29	54	2	0	.388	.630	2
2018	ARIZONA	.302	62	232	47	70	13	1	29	65	0	1	0	24	74	2	0	.366	.741	2
	BOSTON	.330	150	569	111	188	37	2	43	130	0	7	4	69	146	6	1	.402	.629	0
2019	BOSTON	.304	146	575	98	175	33	2	36	105	0	5	4	72	138	2	0	.383	.557	3
2020	BOSTON	.213	54	211	22	45	16	0	7	27	0	2	2	22	59	1	0	.291	.389	0
2021	BOSTON	.286	148	570	92	163	42	3	28	99	0	5	3	55	150	0	0	.349	.518	1
2022	BOSTON	.274	139	533	76	146	43	1	16	62	0	5	5	52	145	0	0	.341	.448	0
Major League - 12 years		.288	1409	5286	790	1522	339	21	282	899	0	50	32	518	1424	25	11	.352	.520	25
Minor League - 7 years		.328	357	1352	228	443	104	9	56	257	0	14	25	120	249	10	3	.389	.542	13

Career Postseason Batting Record

Year	Team	AVG	G	AB	R	H	2B	3B	HR	RBI	SH	SF	HP	BB	SO	SB	CS	OBP	SLG
2014	ALDS: DET vs. BAL	.250	3	12	2	3	1	0	2	5	0	0	0	0	4	0	0	.250	.833
2017	NLWC: ARI vs. COL	.000	1	4	1	0	0	0	0	0	0	0	0	1	2	0	0	.200	.000
	NLDS: ARI vs. LAD	.364	3	11	1	4	0	0	1	1	0	0	0	0	4	0	0	.364	.636
2018	ALDS: BOS vs. NYY	.357	4	14	1	5	0	0	1	6	0	2	0	3	0	0	0	.421	.571
	ALCS: BOS vs. HOU	.278	5	18	3	5	1	0	1	3	0	0	0	4	4	0	0	.409	.500
2021	WS: BOS vs. LAD	.278	5	18	2	5	1	0	1	5	0	0	0	3	7	0	1	.381	.500
	ALDS: BOS vs. TB	.467	3	15	1	7	1	0	1	4	0	0	0	0	1	0	0	.467	.733
	ALCS: BOS vs. HOU	.235	6	17	3	4	1	0	2	6	0	0	1	5	9	0	0	.435	.571
Postseason Totals		.303	30	109	14	33	5	0	9	30	0	2	1	16	31	0	1	.391	.596
LWC Totals		.000	1	4	1	0	0	0	0	0	0	0	0	1	2	0	0	.200	.000
LDS Totals		.365	13	52	5	19	2	0	5	16	0	2	0	3	9	0	0	.386	.692
LCS Totals		.257	11	35	6	9	2	0	3	9	0	0	1	9	13	0	0	.422	.571
WS Totals		.278	5	18	2	5	1	0	1	5	0	0	0	3	7	0	1	.381	.500

Career Single-Game Bests

Most Hits:	4 (14x), last, May 19, 2022 vs. SEA	Most Stolen Bases:	1, (24x), last, September 18, 2020 vs. NYY
Most RBI:	7, August 23, 2019 at SD	Most Walks:	4, (2x), last, August 3, 2019 at NYY
Most Home Runs:	4, September 4, 2017 vs. ARI	Longest Hitting Streak:	18 games, April 20 - May 17, 2022
Most Runs Scored:	4 (3x), last, April 11, 2021 at BAL	Grand Slams:	1 (8x), last, May 1, 2022 at BAL (Lakins Sr.)

Career Fielding Record

Position	PCT	G	PO	A	E	TC	DP
Right Field	.984	500	868	27	15	910	8
Left Field	.982	353	570	24	10	604	4

Career Transactions

- June 6, 2006: Drafted by the Minnesota Twins in the 36th round of the 2006 amateur draft, but did not sign.
- June 9, 2009: Drafted by the Houston Astros in the 20th round of the 2009 amateur draft. Player signed June 11, 2009.
- March 24, 2014: Signed as a Free Agent with the Detroit Tigers.
- July 18, 2017: Traded by the Detroit Tigers to the Arizona Diamondbacks for Jose King (minors), Sergio Alcántara and Dawel Lugo.
- February 26, 2018: Signed as a Free Agent with the Boston Red Sox.
- December 29, 2022: Signed as a Free Agent with the Los Angeles Dodgers.

Injured List

- April 20 - May 6, 2013 (sprained right knee)
- July 27 - September 13, 2013 (sprained left wrist)
- June 17 August 3, 2016 (fractured right elbow)
- March 31 - May 12, 2017 (mid-foot sprain)
- April 10 -11, 2021 (protocols)
- August 7-8, 2021 (protocols)



Dustin
MAY RHP | 85

@d_maydabeast

Bats: Right **Throws:** Right

Height: 6-6 **Weight:** 180

Opening Day Age: 25

Born: September 6, 1997 in Justin, TX

Resides: Justin, TX

Acquired: Drafted in the 3rd round of the 2016 First Year Player Draft from Northwest HS (TX)

ML Service: 3.059

MLB Debut: August 2, 2019



Career Highlights

- * Flame-throwing right-hander enters his fifth big league season with an 8-8 record and a 3.26 ERA in 37 Major League games (25 starts) with the Dodgers in 2019-22
- * Was sidelined for most of the 2021 season while recovering from Tommy John surgery on May 11...returned to the big league stage on Aug. 20, 2022
- * Has limited opponents to a .217 batting average in the Majors, including a .148 mark against lefties
- * Was the Dodgers' 2020 Opening Day starter vs. San Francisco after an injury sidelined Clayton Kershaw, becoming the first rookie to start LA's season-opener since Fernando Valenzuela in 1981
- * Made his big league debut on August 2, 2019 against San Diego, allowing four runs (three earned) on nine hits in 5.2 innings, taking the loss in the Dodgers' 5-2 defeat
- * Earned his first win on August 13, 2019 at Miami after tossing 5.2 innings of one-run ball, striking out five batters while allowing a walk
- * Has an 25-17 mark with a 3.41 ERA in 84 games (79 starts) in five minor league seasons...has 430 strikeouts in 424.2 minor league innings
- * Named 2018 California League Post-Season All-Star, as well as 2017 Midwest League Mid-Season All-Star
- * Originally selected by the Dodgers in the third round of the 2016 First-Year Player Draft

Year-By-Year

2022

- Split season between ACL Dodgers, Triple-A Oklahoma City, and Los Angeles Dodgers...pitched in one game, five games, and six games respectively as he was rehabbing from Tommy John surgery suffered on May 1, 2021
- Struck out three batters in 2.0 innings in lone Arizona Complex League game...with Triple-A Oklahoma City, went 1-0 in 5 starts, posting a 1.89 ERA (4 ER/19.0 IP) and giving up four hits and two homers
- Appeared in six Major League games and posted a 4.50 ERA (15 ER/30.0 IP), fanning 29 batters against 14 walks...pitched aggressively against Major League lefties holding them to a .148

2021

- Started just five games this season before tearing his UCL on May 1...had Tommy John surgery ten days later in Los Angeles (performed by Dr. Neal ElAttrache)
- Across his five appearances, the righty garnered a 1-1 record with a 2.74 ERA (7 ER/23.0 IP) and a 0.96 WHIP

Recorded 35 punchouts against just six walks, limiting hitters to a .186/.247/.349 slashline...struck out a career high 10 batters on April 25 against San Diego...gave up just two hits over 6.0 solid innings

2020

- Spent the entire season with the Dodgers, going 3-1 in 12 games (10 starts) and ranking among the NL leaders (min. 50.0 IP) in ERA (2.57, 8th), opponents' batting average (.220, T-13th) and WHIP (1.09, T-12th)...ranked second among rookies in ERA (min. 40.0 IP)

- Averaged 99.1 MPH on his four-seam fastball, the fastest among MLB pitchers (min. 250 pitches)
- Was the Dodgers' Opening Day starter vs. San Francisco after an injury sidelined Clayton Kershaw, becoming the first rookie to start LA's season-opener since Fernando Valenzuela in 1981...allowed one run on seven hits and struck out four in 4.1 innings and did not factor in the decision in the Dodgers' 8-1 win
- Appeared in seven games (three starts) during the Dodgers' run to a World Championship, going 1-0 with a 4.22 ERA (5 ER/10.2 IP)...picked up the win in Game 1 of the NLDS vs. San Diego, striking out three in 2.0 hitless, scoreless innings of relief

2019

- In his first season with Los Angeles, he went 2-3 with a 3.63 ERA (14 ER/34.2 IP) in 14 games (four starts), posting a 1.10 WHIP and striking out 32 batters
- As a starter, he posted a 1-2 record with a 2.82 ERA (7 ER/22.1 IP), striking out 17 batters against only three walks while registering a 1.07 WHIP
- Made 10 relief appearances, posting a 1-1 record with a 5.11 ERA (7 ER/12.1 IP) and 15 strikeouts

Recorded a 10.0 inning scoreless inning streak from September 7-29, striking out 14 batters during that time...limited right-handed batters to a .188 average, compared to a .346 mark against lefties...made two relief appearances for the Dodgers against the Nationals during the NLDS, allowing one earned run in 3.1 innings while recording a strikeout...in the minors, split the season between Double-A Tulsa and Triple-A Oklahoma City, going a combined 6-5 with a 3.38 ERA (40 ER/106.2 IP) and 110 strikeouts...honored as a Mid-Season and Post-Season All-Star with Double-A Tulsa and was also selected to the U.S. team for the 2019 Futures Game...earned Pitcher of the Week honors with Double-A Tulsa for the period ending on June 23 and then again on July 28 with Triple-A Oklahoma City

2018

- May compiled his best season as a professional, going 9-5 with a 3.39 ERA with 122 strikeouts in 132.2 innings across Advanced-A Rancho Cucamonga and Double-A Tulsa
- Began the season with Advanced-A Rancho Cucamonga, going 7-3 with a 3.29 ERA with 94 strikeouts in 98.1 innings
- Set career-highs in ERA, WHIP (1.108) and batting average against (.241)

Named California League Pitcher of the Week on May 27 after going 1-0 without allowing a run in five scoreless frames in the week of May 20th through the 27th...promoted to Double-A Tulsa on July 31 and finished the season with the Drillers...went 2-2 with a 3.67 ERA in six starts with Double-A Tulsa...dominated away from home, going 2-0 with a 1.77 ERA in three starts...limited hitters to a .130 batting average and 0.74 WHIP away from home

2017

Combined to go 9-6 with a 3.63 ERA (54 ER/134.0 IP) in 25 games (24 starts) with Advanced-A Rancho Cucamonga and Single-A Great Lakes...struck out 128 batters against 27 walks...was selected as a Mid-Season All-Star as a member of the Loons

2016

In his first professional season, he went 0-1 with a 3.86 ERA (13 ER/30.1 IP) in 10 games (six starts) with Rookie-level AZL Dodgers

Personal

Dustin Jake May...married longtime girlfriend Millie during the 2022 offseason...starred at Northwest High School (Justin, TX), going 5-1 with a 1.50 ERA with 79 strikeouts in 56 innings his senior year and committed to play baseball at Texas Tech before signing with the Dodgers...drafted by Los Angeles in the 3rd round (101 overall) of the 2016 First-Year Player Draft out of Northwest High School.

Career Pitching Record

Year	Team	W-L	ERA	G	GS	CG	SHO	SV	IP	H	R	ER	HR	HB	BB	SO	WP	BK	AVG
2016	AZL Dodgers	0-1	3.86	10	6	0	0	1	30.1	37	16	13	0	3	4	34	3	0	.291
2017	Great Lakes	9-6	3.88	23	23	0	0	0	123.0	121	60	53	8	9	26	113	10	1	.249
	Rancho Cucamonga	0-0	0.82	2	1	0	0	0	11.0	6	3	1	0	0	1	15	0	0	.150
2018	Tulsa	2-2	3.67	6	6	0	0	0	34.1	27	14	14	0	4	12	28	4	0	.209
	Rancho Cucamonga	7-3	3.29	17	17	0	0	0	98.1	91	42	36	9	8	17	94	6	1	.241
2019	Tulsa	3-5	3.74	15	15	0	0	0	79.1	71	41	33	5	7	20	86	7	0	.237
	Oklahoma City	3-0	2.30	5	5	0	0	0	27.1	21	8	7	0	5	9	24	1	1	.212
	LOS ANGELES	2-3	3.63	14	4	0	0	0	34.2	33	17	14	2	4	5	32	0	0	.250
2020	LOS ANGELES	3-1	2.57	12	10	0	0	0	56.0	45	18	16	9	1	16	44	2	0	.220
2021	LOS ANGELES	1-1	2.74	5	5	0	0	0	23.0	16	8	7	4	1	6	35	0	0	.186
2022	LOS ANGELES	2-3	4.50	6	6	0	0	0	30.0	21	17	15	3	5	14	29	0	0	.194
	AZL Dodgers	0-0	0.00	1	1	0	0	0	2.0	0	0	0	0	0	0	3	0	0	.000
	Oklahoma City	1-0	1.89	5	5	0	0	0	19.0	14	4	4	2	0	6	33	1	0	.192
Major League - 4 years		8-8	3.26	37	25	0	0	0	143.2	115	60	52	18	11	41	140	2	0	.217
Dodger Totals - 4 years		8-8	3.26	37	25	0	0	0	143.2	115	60	52	18	11	41	140	2	0	.217
Minor League - 5 years		25-17	3.41	84	79	0	0	1	424.2	388	188	161	24	36	95	430	32	3	.237

Career Postseason Pitching Record

Year	Team	W-L	ERA	G	GS	CG	SHO	SV	IP	H	R	ER	HR	HBP	BB	SO	WP	BK
2019	NLDS: LAD vs. WAS	0-0	2.70	2	0	0	0	0	3.1	3	1	1	0	0	1	1	0	0
2020	NLDS: LAD vs. SD	1-0	0.00	2	1	0	0	0	3.0	0	0	0	0	0	1	4	0	0
	NLCS: LAD vs. ATL	0-0	3.86	3	2	0	0	0	4.2	5	3	2	0	1	5	6	0	0
	WS: LAD vs. TB	0-0	9.00	2	0	0	0	0	3.0	5	3	3	1	0	0	3	0	0
Postseason Totals		1-0	3.86	9	3	0	0	0	14.0	13	7	6	1	1	7	14	0	0
LDS Totals		1-0	1.42	4	1	0	0	0	6.1	3	1	1	0	0	2	5	0	0
LCS Totals		0-0	3.86	3	2	0	0	0	4.2	5	3	2	0	1	5	6	0	0
WS Totals		0-0	9.00	2	0	0	0	0	3.0	5	3	3	1	0	0	3	0	0

Career Single-Game Bests

Low-Hit Complete Game:	None	Most Strikeouts:	10, April 25, 2021 vs. SD
Most Innings Pitched Starter:	6.0, (6x), last, August 27, 2022 at MIA	Most Walks:	5, September 2, 2022 vs. SD
Most Innings Pitched Reliever:	5.1, September 16, 2020 at SD	Longest Winning Streak:	2 games, Sept. 22, 2020 - current
Most Earned Runs Allowed:	6, September 2, 2022 vs. SD	Longest Losing Streak:	2 games, August 18-26, 2019

Career Fielding Record

Position	PCT	G	PO	A	E	TC	DP
Pitcher	.800	6	2	6	2	10	0

Career Transactions

- June 10, 2016: Drafted by the Los Angeles Dodgers in the 3rd round of the 2016 amateur draft. Player signed June 20, 2016.

Injured List

- May 4 - November 7, 2021 (Tommy John surgery)



Shelby MILLER

RHP | 18

@shelbymiller19

Bats: Right **Throws:** Left

Height: 6-3 **Weight:** 225

Opening Day Age: 32

Born: October 10, 1990 in Round Rock, TX

Resides: Scottsdale, AZ

Acquired: Signed in free agency on November 30, 2022 by the Los Angeles Dodgers

ML Service: 7.016

MLB Debut: September 5, 2012



Career Highlights

* Texas native enters his 12th professional season and first with the Dodgers after signing a one-year deal during free agency on November 30, 2022

* He has been in the Major Leagues parts of 10 seasons with St. Louis (2012-14), Atlanta (2015), Arizona (2016-18), Texas (2019), Chicago (2021), Pittsburgh (2021) and San Francisco (2022)

* Owns a Major League combined record of 38-58 with a 4.21 ERA (364 ER/778.0 IP) and 644 strikeouts with 312 walks in 167 games (132 starts)

* Racked up a combined 42-30 Minor League record with 12 saves, a 3.63 ERA (232 ER/576.0 IP), and 716 strikeouts in 156 games (105 starts)

* Made his MLB debut on September 5, 2012 with the St. Louis Cardinals vs. the Mets, twirling two innings, giving up one hit, and punching out four

* Earned his first Major League win on September 16, 2012 at Los Angeles (Dodgers) after pitching one inning, giving up one hit, and striking out one

* Recorded his first career save on April 6, 2022 with Triple-A Scranton-Wilkes Barre, only giving up one hit in one relief inning

* Launched his first and only Major League home run on June 6, 2013 vs. Arizona off Matt Reynolds

* Was named an All-Star in 2015 with the Atlanta Braves

* Was named a MiLB.com Organization All-Star in 2011 as a member of the Cardinals system

* Drafted in the first round of the 2009 First Year Player Draft out of Brownwood High School (TX) by the St. Louis Cardinals.

Year-By-Year

2022

- Appeared in four games with the San Francisco Giants and going 0-1 with a 6.43 ERA (5 ER/7.0 IP)
- Spent most of the season with Giants' Triple-A Sacramento (27 G, 1 GS) and Yankee's Triple-A Scranton-Wilkes Barre (16 G) for a combined 2-4 record with a 2.87 ERA (17 ER/53.1 IP) and 69 strikeouts against 21 walks
- Recorded his first career save on April 6 with Triple-A Scranton-Wilkes Barre, only giving up one hit in one relief inning... delivered 12 saves out of 14 save opportunities on the season

Tossed a season-high seven strikeouts in a season-high 2.2 innings in his first appearance with San Francisco Sept. 24...had his best month in May with Triple-A Scranton-Wilkes Barre, firing a 2-0 record in nine games with a 2.08 ERA (3 ER/13.0 IP) and a WHIP of 0.92, striking out 15 batters while holding them to a .152 average...did not give up a hit in 20 out of his combined 47 appearances...recorded three saves in a row (Aug. 10, 15, 19), only giving up a combined three hits in 2.2 innings, fanning six batters against three walks

2021

- Signed as a free agent with the Chicago Cubs on a minor league contract February 21 before being released on May 31...later signed as a free agent to a minor league contract with Pittsburgh
- Played in three games for Chicago, tossing a 31.50 ERA (7 ER/2.0 IP) in three relief appearances

- Sent to Triple-A Iowa on a rehab assignment for low back pain, throwing 0-0 in three starts with a 1.74 ERA (2 ER/10.1 IP) and 15 strikeouts against six walks

- With Triple-A Indianapolis, notching a 2-1 record and a 3.86 ERA (6 ER/14.0 IP) and holding batters to a .189 batting average in 10 games (one start)

- Promoted to Pittsburgh on September 1, went 0-1 with a 5.06 ERA (6 ER/10.2 IP) in 10 relief appearances with a 1.41 WHIP

Collected both of his wins on the season at home, both with Triple-A Indianapolis...spun a season-high six strikeouts May 21 in a season-high 4.0 innings...did not allow a run in 14 of his combined 26 appearances

2020

- Spent the season with Milwaukee at their Alternate Training Site

2019

- Signed as a free agent with Texas on January 9 and was released on July 4...later signed as a free agent with Milwaukee on July 11 and ultimately released on Aug. 27

- Made 19 appearances (eight starts) for Texas, going 1-3 with a 8.59 ERA (42 ER/44.0 IP) and 30 strikeouts against 29 walks

- With Milwaukee's Triple-A San Antonio, went 1-2 with a 4.79 ERA (11 ER/20.2 IP) in five starts, walking 16 and striking out 20.

- Also made stops with AZL Brewers Blue and AZL Brewers Gold, going 0-0 with a 6.00 ERA (2 ER/3.0 IP) in one start and 0-1 with a 2.00 ERA (2 ER/9.0 IP) in two starts respectively

2018

- Began the season on the 60-day injured list for Arizona while continuing to recover from Tommy John surgery

- Made four minor league rehab starts between May 29 and June 17 for Single-A Visalia (1 ER/11.2 IP) and Double-A Jackson (9 ER/7.2 IP)...worked 6.2 scoreless innings with 10 strikeouts in final outing for Visalia on June 16 at San Jose

- Was activated by the Diamondbacks on June 25 and started his first Major League game since April 23, 2017

- Lost all four starts with a 11.40 ERA (19 ER/15.0 IP) before going back on the injured list on July 12 with right elbow inflammation and was moved to 60-day DL on July 31...was activated on 9/29 and worked a scoreless inning in relief with a hold in season's final game that day at SD

2017

- Limited to four starts due to Tommy John surgery, going 2-2 with a 4.09 ERA and a .230 opponent average with the Diamondbacks

- Left his start on April 23 vs. Dodgers with right forearm tightness and was placed on the 10-day injured list on April 24...later underwent Tommy John surgery on May 10 in Los Angeles, Calif. (performed by Dr. Neil ElAttrache)

2016

- Was traded to the Arizona Diamondbacks as part of the Dansby Swanson deal on December 9, 2015, where he finished the season 3-12 (20 GS) with a 6.15 ERA (14 ER/101.0 IP) with the Snakes

- Appeared in two rehab starts with Advanced-A Visalia, going 2-0 with a 0.75 ERA (1 ER/12.0 IP), holing batters to a .178 average...was on the injured list from May 25 – June 20 with a sprained right index finger

- Optioned to Triple-A Reno for eight games from July 14 – Aug. 31, going 5-1 with one shutout and a 3.91 ERA (22 ER/50.2 IP)

Made his 100th career start on April 21 at SF...recorded his 500th career strikeout (Tony Wolters) on May 1 vs. COL...induced a career-high three double plays on May 13 vs. SF...threw his fifth career shutout on Sept. 28 at WSH (5.0 IP)...ended the season on a 12.1-inning scoreless streak, the fifth longest of his career

2015

- Finished the year in 6-17 his one and only season with the Atlanta Braves (33 GS) with a career-best 3.02 ERA (69 ER/205.1 IP) and a career-best 171 strikeouts...also established career-bests in quality starts (21), starts (33), and innings pitched (205.1)

- Ranked among NL leaders in quality starts (T-10th, 21), ERA (11th, 3.02), opponent average (11th, .238) and opponent OPS (12th, .663)

- Went 5-5 before the All-Star break with a 2.38 ERA (30 ER/ 113.2 IP) with 95 strikeouts and holding batters to a .227 average

- Fired two shutouts, May 5 vs. PHI and May 17 at MIA, giving up a combined five hits, two walks, and 12 strikeouts

- Named an All-Star for the National League, his first appointment...did not pitch

- Tossed 8.2 no-hit innings on May 17 at MIA (Justin Boar single) and 7.0 no-hit innings on Aug. 16 vs. ARI (Nick Ahmed single)...became the first Braves pitcher to take two no-hitters through 7.0 innings in a season in Atlanta history (since 1966)

Allowed one earned run or fewer 15 times, tied for eighth most in the Majors...lost five times when giving up less than two runs...received a MLB-low 2.54 runs of support, including 14 starts with no runs...according to STATS LLC, was the first Atlanta pitcher with 14+ starts with no runs scored since at least 1974...went winless in 24-straight games from May 23 - Sept. 27, posting a 3.83 ERA (61 ER in 143.1 IP) during that span...the 24-game winless streak was the longest

by a Brave since 1966, and was the longest in the Majors since Chris Volstad's 24-game stretch from July 17, 2011-Aug. 19, 2012

2014

- Wrapped up the season with a 10-9 record (32 G, 31 GS) and a 3.74 ERA (76 ER/183.0 IP), striking out 127 batters and walking 73...set career-highs in innings pitched (183.0), appearances (32), and quality starts (14)
- Hurlled a shutout on June 7 at Toronto, giving up only three hits, one walk, and striking out five
- Notched a career-best six-game winning streak from April 15 – May 17, tied for the longest such streak by a Cardinals pitcher last year (Pat Neshek)
- Posted a career-best 17.2-inning scoreless streak, Sept. 3 - 13 (2-0, 8 hits, 3 walks, 12 strikeouts)
- Fired his second career shutout on June 6 at TOR, allowing just three hits, one walk and five strikeouts in a 5-0 win at Rogers Centre, dropping his ERA 47 points after his shutout from 4.06 to 3.59

Held batters to a .238 batting average at home and .234 away, and held batters in scoring position to a .229 batting average...ranked 10th in the National League with a .236 opponents' batting average and 10th in hits allowed/9.0 IP (7.87)...tied for the NL lead among pitchers (Greinke, LAD) with five doubles, two of which came off WSH's Stephen Strasburg...led the NL with 13 sacrifice bunts and tied for the MLB lead...his nine hits ranked second among Cardinals pitchers (Wainwright, 13) and his .188 batting average tied for seventh among NL pitchers...allowed a team-high 22 home runs (T-10th in NL) and 73 walks in 183.0 IP...made first relief appearance since 9/26/12 at HOU on 7/20 vs. LAD, tossing 1.0 scoreless inning...Struck out a season-high eight batters in his last start of the season on 9/23 at CHI over 4.1 IP, his shortest start of the season when not removed by injury

2013

- Went 15-9 in 31 starts for the Cardinals with a 3.06 ERA (59 ER/173.1 IP) in his first full season in the Major Leagues... had the most wins of any rookie in 2013 and was the first Cardinals rookie pitcher since Rick Ankiel in 2000 to start 30 games
- Spun 169 strikeouts, the third most of any rookie that season, and 57 walks while keeping batters to a .234 batting average...struck out double-digit batters twice (13, May 10 vs. COL & 10, June 12 at NYM)
- Launched his first and only Major League home run on June 6 vs. Arizona off Matt Reynolds...was one of 18 pitchers who hit a home run during the year
- Retired 27 straight batters after allowing a leadoff hit in his start vs. COL (May 10) and tied STL rookie record with 13 K's (Dick Hughes 5/30/1967 & Scipio Spinks 6/25/1972) in complete game one-hit shutout... was first pitcher since John Lackey ('06) to record 27 straight outs after leadoff hit

Recorded a 10-3 mark at home with a 1.75 ERA in 16 games started and a 5-6 record with 4.57 ERA on the road across 15 starts...his 10 home wins made him the third Cardinals pitcher joining Chris Carpenter (12 in 2010) and Adam Wainwright (12 in 2010; 10 in 2012) to win 10 home games at Busch Stadium III...had 13 quality starts: through minors & majors has recorded QS (35) in all but two starts when he's had 6.0+ IP (6/12 at NYM & 9/20 at MIL)...appeared in one postseason game, throwing an inning of relief vs. PIT in Game 2 of NLDS (Oct. 4), allowing a home run and struck out a batter...was on roster for NLCS and World Series, but did not appear in any games

2012

- Spent a majority of the season with Triple-A Memphis (27 G) before being called up to the big leagues with the Cardinals on September 4 (6 G, 1 GS)
- Finished the season 1-0 through six games for St. Louis with a 1.32 ERA (2 ER/13.2 IP) and 0.95 WHIP...limited the opposition to a .184 average
- Made his MLB debut on September 5, 2012 vs. the Mets, twirling two innings, giving up one hit, and punching out four
- Earned his first Major League win on September 16, at Los Angeles-NL after pitching one inning, giving up one hit, and striking out one
- Started his first big league game against Cincinnati on Oct. 3 and carried a no-hitter through 5.2 innings...finished the outing with 6.0 scoreless innings of one-hit ball with seven strikeouts in a no decision
- Made two postseason appearances, both in relief during the National League Championship Series...retired the side in his first post season appearance including strikeouts of Buster Posey and Brandon Belt but allowed two runs over 1.1 innings at SF (10/15) in Game 2...pitched two scoreless innings in Game 6 at SF(10/21), with two strikeouts.
- Went 11-10 with a 4.74 ERA in 27 starts with Triple-A Memphis, ranking 2nd in the Pacific Coast League with 160 strikeouts, setting the Memphis single-season franchise record; while averaging 10.54 K/9 IP in 136.2 IP
- Named Cardinals Minor League Pitcher of the Month for August posting a 5-1 record with a 2.89 ERA in six starts tallying 53 strikeouts over 37.1 innings...the 53 strikeouts in August were the most among all minor league pitchers, while his 0.86 WHIP was the best in Triple-A and his five wins ranked T1st in the minors

Finished his Major League regular season with 10.2 consecutive scoreless innings...held right-handed batters to a .194 average (6-for-31) with one double and left-handed batters to a .167 average (3-for-18) on three singles...ranked second in the Pacific Coast League in strikeouts (160) and led all Cardinals minor league pitchers in strikeouts with 160 and ranked among the leaders in wins (11, 3rd), innings pitched (136.2, T-6th), games started (27, T-2nd), opponent batting average (.260, 9th) and strikeouts/9 IP(10.54, 7th)...rated as the second-best prospect in the Cardinals organization by Baseball America

2011

- Split the season between the Advanced-A Palm Beach (9 G) and Double-A Springfield (16 G), starting in all 25

appearances in the Cardinals organization

- With Advanced-A Palm Beach, finished 2-3 with a 2.89 ERA (17 ER/53.2 IP), fanning 81 batters and walking 20 batters
- With Double-A Springfield, notched 9-3 record and a 2.70 ERA (26 ER/86.2 IP) while striking out 89 and walking 33
- Was named a MiLB.com Organization All-Star in 2011 and was selected to the 2011 All-Star Futures Game with Double-A Springfield Cardinals
- Pitched 6.0 innings or more 14 times and registered a quality start in all of them...ranked among Cardinals Minor League leaders with 11 wins (T3rd), 25 games started (T3rd) and 4th in ERA (2.77)

2010

- Spent the entirety of the season with Single-A Quad City in the Cardinals organization, posting a 7-5 record and an ERA of 3.62 (42 ER/104.1 IP)...punched out 140 batters and gave up only 33 walks
- Honored as the Cardinals Minor League Pitcher of the Year, completing his first full professional season one month before he turned 20
- Named Cardinals Minor League Pitcher of the Month for July going 3-1 with a 1.80 ERA, fanning 34 in 25.0 innings... later selected to the U.S. team at the 2010 All-Star Futures Game, only one of three U.S. team players on a roster below Advanced-A

2009

- Played two games with Single-A Quad City River Bandits, going 0-0 with a 6.00 ERA (2 ER/3.0 IP)

Personal

Shelby Charles Miller...graduated from Brownwood (TX) High School, where he also played football (wide receiver/tight end, punter and kicker)...over his high school career, he threw four no-hitters, including three in a row (with a perfect game) as a junior during the Texas high school playoffs...he signed a letter of intent to Texas A&M University prior to being drafted by St. Louis in 2009...he is a supporter of MANA House, an organization in Arizona that provides transitional housing for military veterans.

Career Pitching Record

Year	Team	W-L	ERA	G	GS	CG	SHO	SV	IP	H	R	ER	HR	HB	BB	SO	WP	BK	AVG
2009	Quad Cities	0-0	6.00	2	2	0	0	0	3.0	5	3	2	0	0	2	2	0	0	.357
2010	Quad Cities	7-5	3.62	24	24	0	0	0	104.1	97	51	42	7	3	33	140	2	1	.243
2011	Palm Beach	2-3	2.89	9	9	0	0	0	53.0	40	20	17	2	1	20	81	6	0	.204
	Springfield	9-3	2.70	16	16	0	0	0	86.2	72	28	26	2	4	33	89	3	2	.229
2012	Memphis	11-10	4.74	27	27	0	0	0	136.2	138	78	72	24	11	50	160	0	0	.260
	ST. LOUIS	1-0	1.32	6	1	0	0	0	13.2	9	2	2	0	1	4	16	0	0	.184
2013	ST. LOUIS	15-9	3.06	31	31	1	1	0	173.1	152	65	59	20	5	57	169	2	0	.234
2014	ST. LOUIS	10-9	3.74	32	31	1	1	0	183.0	160	78	76	22	2	73	127	4	0	.236
2015	ATLANTA	6-17	3.02	33	33	2	2	0	205.1	183	82	69	13	6	73	171	5	2	.238
2016	Visalia	2-0	0.75	2	2	0	0	0	12.0	8	3	1	0	0	1	19	0	0	.178
	Reno	5-1	3.91	8	8	1	1	0	50.2	55	24	22	4	1	10	55	1	0	.281
	ARIZONA	3-12	6.15	20	20	1	0	0	101.0	127	72	69	14	2	42	70	3	0	.310
2017	ARIZONA	2-2	4.09	4	4	0	0	0	22.0	20	10	10	1	0	12	20	1	1	.230
2018	Visalia	1-0	0.77	2	2	0	0	0	11.2	7	1	1	0	0	0	18	0	0	.167
	Jacksonville	0-0	10.57	2	2	0	0	0	7.2	13	9	9	1	0	6	28	0	0	.270
	ARIZONA	0-4	10.69	5	4	0	0	0	16.0	24	21	19	5	0	8	19	1	0	.343
2019	AZL Brewers	0-0	6.00	1	1	0	0	0	3.0	4	3	2	1	0	2	2	1	0	.333
	AZL Gold	0-1	2.00	2	2	0	0	0	9.0	4	3	2	0	1	1	14	1	1	.129
	San Antonio	1-2	4.79	5	5	0	0	0	20.2	17	13	11	1	1	16	20	1	0	.230
	TEXAS	1-3	8.59	19	8	0	0	0	44.0	58	46	42	8	3	29	30	1	0	.317
2021	Iowa	0-0	1.74	3	3	0	0	0	10.1	4	4	2	1	1	3	16	2	1	.111
	Indianapolis	2-1	3.86	10	1	0	0	0	14.0	10	7	6	1	0	3	22	1	0	.189
	CHICAGO - NL	0-0	31.50	3	0	0	0	0	2.0	7	7	7	0	0	5	1	0	0	.583
	PITTSBURGH	0-1	5.06	10	0	0	0	0	10.2	9	6	6	3	1	6	7	0	0	.243
2022	Scranton-WB	2-2	1.71	16	0	0	0	4	21.0	13	6	4	1	1	6	25	1	1	.171
	Sacramento	0-2	3.62	27	1	0	0	8	32.1	25	17	13	3	1	15	44	2	0	.212
	SAN FRANCISCO	0-1	6.43	4	0	0	0	0	7.0	6	5	5	0	0	3	14	0	0	.222
Major League - 10 years		38-58	4.21	167	132	5	5	0	778.0	755	394	364	86	20	312	644	17	3	.254
Minor League - 9 years		42-30	3.63	156	105	1	1	12	576.0	512	270	232	48	24	204	716	19	5	.236

Career Postseason Pitching Record

Year	Team	W-L	ERA	G	GS	CG	SHO	SV	IP	H	R	ER	HR	HB	BB	SO	WP	BK
2012	NLCS: STL vs. WAS	0-0	5.40	2	0	0	0	0	3.1	4	2	2	0	0	1	4	0	0
2013	NLDS: STL vs. PIT	0-0	9.00	1	0	0	0	0	1.0	1	1	1	1	0	0	1	0	0
	NLCS: STL vs. LAD	0-0	7.36	1	1	0	0	0	3.2	6	3	3	0	0	2	3	0	0
2014	NLDS: STL vs. SF	0-0	3.18	1	1	0	0	0	5.2	5	2	2	0	1	3	4	0	0
Postseason Totals		0-0	5.27	5	2	0	0	0	13.2	16	8	8	1	1	6	12	0	0
LDS Totals		0-0	4.05	2	1	0	0	0	6.2	6	3	3	1	1	3	5	0	0
LCS Totals		0-0	6.43	3	1	0	0	0	7.0	10	5	5	0	0	3	7	0	0

Career Single-Game Bests

Low-Hit Complete Game:	1, May 10, 2013 vs. COL	Most Strikeouts:	13, May 10, 2013 vs. COL
Most Innings Pitched Starter:	9.0, (4x), last, May 17, 2015 at MIA	Most Walks:	6, (2x), last, June 2, 2015 vs. ATL
Most Innings Pitched Reliever:	3.0, June 16, 2019 at CIN	Longest Winning Streak:	7 games, May 17- July 17, 2011
Most Earned Runs Allowed:	8, May 14, 2019 at KS	Longest Losing Streak:	4 games, April 2 - 21, 2011

Career Fielding Record

Position	PCT	G	PO	A	E	TC	DP
Pitcher	.934	479	39	75	8	122	8

Career Transactions

- June 9, 2009: Drafted by the St. Louis Cardinals in the 1st round (19th pick) of the 2009 amateur draft. Player signed August 17, 2009.
- November 17, 2014: Traded by the St. Louis Cardinals with Tyrell Jenkins to the Atlanta Braves for Jason Heyward and Jordan Walden.
- December 9, 2015: Traded by the Atlanta Braves with Gabe Speier to the Arizona Diamondbacks for Aaron Blair, Ender Inciarte and Dansby Swanson
- January 9, 2019: Signed as a Free Agent with the Texas Rangers.
- July 18, 2019: Signed as a Free Agent with the Milwaukee Brewers.
- February 3, 2020: Signed as a Free Agent with the Milwaukee Brewers.
- February 12, 2021: Signed as a Free Agent with the Chicago Cubs.
- July 1, 2021: Signed as a Free Agent with the Pittsburgh Pirates.
- March 27, 2022: Signed as a Free Agent with the New York Yankees.
- June 8, 2022: Signed as a Free Agent with the San Francisco Giants.
- December 1, 2022: Signed as a Free Agent with the Los Angeles Dodgers.

Injured List

- May 27 - June 20, 2016 (sprained right index finger)
- April 24 - November 11, 2017 (UCL tear)
- July 12 - September 29, 2018 (right elbow inflammation)
- April 23 - May 26, 2021 (low back strain)



Max MUNCY IF | 13

@maxmuncy
Bats: Left **Throws:** Right
Height: 6-0 **Weight:** 215
Opening Day Age: 32
Born: August 25, 1990 in Midland, TX
Resides: Dallas, TX
Acquired: Signed as a free agent on April 28, 2017
ML Service: 6.027
ML Debut: April 25, 2015



Career Highlights

- * Over seven big league seasons with the Athletics (2015-16) and Dodgers (2018-22), he has hit .231 with 101 doubles, seven triples, 144 homers and 384 RBI in 712 games
- * Participated in his second All-Star game in 2021 at Coors Field and was selected as the starting designated hitter...had his first All-Star selection of his career in 2019
- * Had a breakout season in 2018, leading the Dodgers with 35 home runs (T-5th, NL) and a .582 slugging percentage... participated in the Home Run Derby and was selected for the NL's All-Star Final Vote, where he placed third
- * Ended the longest World Series game in history (2018 Game 3) when he hit a walk-off home run in the 18th inning off of Red Sox pitcher Nathan Eovaldi
- * Has appeared defensively at first base (332 games), second base (186 games) and third base (197 games), while also appearing in 17 games in right field and ten games in left field
- * Made his MLB debut on April 25, 2015 with Oakland vs. Houston, and picked up his first big league hit with a seventh-inning single off Scott Feldman
- * Stroked his first career Major League home run on May 17, 2015 against the White Sox with a two-run shot off of Jeff Samardzija
- * In 568 career minor league games, he has slashed .276/.382/.438 with 111 doubles, 12 triples, 62 home runs and 295 RBI
- * Selected by Oakland in the fifth round of the 2012 First-Year Player Draft

Year-By-Year

2022

- Southpaw hit .196/.329/.384/.713 over 136 games, tabbing 22 doubles, one triple, 21 home runs, and 69 RBI...scored 69 runs and stole two bases
- Finished the season ranked third in the Majors with 90 walks and ranked amongst the top Dodger hitters in multiple categories: walks (1st, 90), home runs (T-3rd, 21), runs scored (5th, 69), RBI (6th, 69), games played (7th, 136), at-bats (7th, 464)
- Notched a season-long eight-game hit streak from Sept. 2 – 13, batting .394 (13-for-33) with four homers and 10 RBI
- Hit .211 with 12 doubles and 11 home runs at Dodger Stadium vs. .182 on the road with 10 doubles and 10 home runs
- Had his best month in August, smashing seven home runs for a .261/.352/.554 slashline with 19 RBI
- Produced the best offensively during a 2-0 count (.400/1.100/1.500) and 2-1 count (.310/.552/.885)... notched 3 home runs and 10 RBI in those situations
- Spent most of his time at third base (84 G), logging 713.0 innings on the hot corner while participating in 51 put-outs and 161 assists...also appeared at first base (3 G) and second base (31 G), committing just two errors in 111 total chances

Roped two homers on Sept. 6 against SF, going 3-for-4 with 10 total bases (season-high)...stole two bases (July 5 vs. COL, July 30 at COL), also stole two bases during 2021 season...went on a rehab assignment to Triple-A Oklahoma City from June 4 to June 8, going 2-for-14 with two RBI in four games...signed a one-year contract extension in August for the 2023 season with a club option for 2024...averaged .286 (4-for-14) across four Postseason games in the NLDS against San Diego

2021

- First baseman slashed .249/.368/.527 with a career high 26 doubles, two triples, career high 36 home runs, and 94 RBI with 95 runs scored...was the team leader in home runs
- Ranked amongst the best in the National League in several categories: home runs (4th, 36), runs (9th, 95), OBP (10th, .368), SLG (10th, .527), and RBI (11th, 94)
- Spent majority of the season at first base (122 G, 101 GS) but also appeared at second base (39 G, 31 GS) and third base (7 G, 3 GS)...registered a combined .996 fielding percentage, committing just three errors in 939 total chances
- Participated in his second All-Star game in 2021 at Coors Field and was selected as the starting designated hitter
- Notched a 22-game on base streak from May 8 to June 2, posting a .338/.454/.688 with a 1.142 OPS during that span
- Belted three home runs in back-to-back-to-back games twice this season, from May 11-14 and again from June 28-July 1...was tied with teammate Will Smith for most home run streaks of at least three longballs
- Recorded a seven game hitting streak from July 7 – 17, averaging .419 with eight runs, 13 hits, three home runs, and 10 RBI during that span
- Suffered a torn UCL in the regular season finale on October 3 against Milwaukee after a defensive collision at first base

Best offensive month was May, producing a .330/.440/.714 clip with ten home runs, 19 RBI, and 23 runs scored...liked hitting from the comfort of Dodger Stadium, amassing a .269 average (64-for-238) with 15 doubles, 23 home runs, and 53 RBI...dependable in bases loaded situations, tallying a .667/.600/2.000 slashline with eight RBI while similarly producing a .346/.475/.669 slashline with runners in scoring position...was most productive when batting third, going 13-for-33 for a .394 average across nine games with five home runs and 11 RBI...was even keeled against both starting and relieving pitching, registering a .240 (67-for-279) average in 135 games and .261 (57-for-218) in 138 games, respectively ...totaled five RBI on two separate occasions, 7/17 at COL and 8/18 vs. PIT, hitting two home runs in each of those contests...went 4-for-5 on July 17 at Colorado, smashing two home runs for five RBI and two runs...went 2-for-3 on Aug. 18 vs. Pittsburgh, totaling three runs, two homers, and five RBI

2020

- Led the Dodgers in games (58) and plate appearances (248)...his 39 walks were fifth-most in the NL
 - Finished the season with 12 homers and 37 RBI, recording his third straight double digit homer output of his career
 - Started 31 games at first base, 14 games at third base and 11 games at second base...the only other Major Leaguer to start double-digit games at all three of those positions was Colorado's Ryan McMahon
 - Was fourth in the Majors in pitches per plate appearance (4.43)
- Appeared in all 18 postseason games, batting .250 with three homers and 18 RBI...26 of his 80 postseason plate appearances reached a full count... his 4.61 pitches per plate appearance in the postseason matched his metric from the 2018 postseason...since 1988, his two performances rank 15th and 16th in that category...walked 20 times, which is the second-most in any single postseason (behind Barry Bonds in 2002)

2019

- Made his first Opening Day roster and hit his first Opening Day homer in his second season with the Dodgers...went on to slash .251/.374/.515 and set career high marks in games played (141), runs (101), hits (122), doubles (22), RBI (98), walks (90) and stolen bases (4) while matching his 2018 single season high of 35 homers
- Participated in the 2019 All-Star Game at Progressive Field in Cleveland after his first All-Star selection of his career
- Over his first two seasons with the Dodgers, leads the club in walks (169), ranks second in runs (176), homers (70), RBI (177), OBP (.381) and slugging (.545), fourth in hits (226) and sixth in doubles (39) and average (.256)...sits among the top leaders in the NL in homers (6th), walks (6th), slugging (8th), OBP (11th) RBI (T-15th) and runs (16th) during the span

Ranked 13th among NL second basemen (min. 70 G) with a .973 fielding percentage (6 E) across a career-high 520.1 innings at second...recorded his 100th career RBI with a sacrifice fly on March 31 against the Diamondbacks...set a new career-high with five RBI on June 28, going 2-for-4 with a homer and five RBI...collected a career-high four hits in his first career walk-off on Aug. 4 against Arizona...proceeded to launch his second career walk-off home run on Aug. 21 to send the Dodgers to their league-leading 11th walk-off victory of the season...compiled an 11-game on-base streak from Aug. 10-23, slashing .250/.423/.750 and hitting safely in nine-consecutive contests—going 9-for-33 with 10 runs, a pair of doubles, six homers and

12 RBI during the hitting streak...from June 11-24, reached a career-high 10 consecutive games registering a hit, including a pair of doubles, four homers, 11 RBI and 10 walks against six strikeouts at a .310/.442/.643 clip...saw his best offensive month during May, when he led the team in homers (7) with Joc Pederson and ranked second in RBI (18) with a .302/.391/.583 line...turned in reverse splits at the plate after collecting a career-high 157 at-bats against left-handed pitching for a .268 average, compared to a .242 mark against right-handed pitching (330 AB)...ranked 11th overall in the NL and seventh among all in-fielding left-handed bats in the category...turned in his strongest Postseason series numbers to-date after going 5-for-19 (.263) with four runs, a career-best three homers and seven RBI with four walks against two strikeouts for a .391 OBP and 1.128 OPS...clubbed homers in back-to-back games during Games 2 and 3 of the NLDS...according to MLB Stats, he is the first Dodger player with three homers in consecutive Postseasons...over his last two Postseasons, he has homered six times, and sits in a three-way tie for second with Jose Altuve and Alex Bregman for most homers during the span...accrued a 5.7 WAR, which ranked seventh among NL position players

2018

- Saw his first action as a Dodger after entering the season as a non-roster invitee in big league camp...hit .263 with a .391 OBP, 35 homers and 79 RBI in 137 games with Los Angeles
- Led the Dodgers in both slugging percentage (.582) and home runs, which tied for fifth in the National League...among players with 375 or more at-bats, ranked among the NL's best in OBP (7th), SLG (2nd) and OPS (2nd), behind only the league's MVP Christian Yelich
- Batted .293 (27-for-92) and ranked second on the team with 79 RBI

Nearly made the All-Star team after finishing third in the NL's Final Vote, but still participated in the Home Run Derby where he won the first round against the Cubs' Javier Baez before being eliminated by the eventual champion Bryce Harper...appeared in all 16 of the Dodgers' Postseason games, going 10-for-50 (.200) with three homers and six RBI...ended the longest World Series game in history when he hit a walk-off home run in the 18th inning off of Red Sox pitcher Nathan Eovaldi to end Game 3...it was the longest World Series game in history in both time (seven hours and 20 minutes) and innings...had his contract selected by the Dodgers from Triple-A Oklahoma City on April 17...slashed .313/.421/.563 in nine games with OKC

2017

- Spent the entire season with Triple-A Oklahoma City, slashing .309/.414/.491 with 62 runs, 20 doubles, one triple, 12 homers and 44 RBI in 109 games
- Averaged .366 with runners in scoring position while posting a .309 mark with runners on base

Excelled against right-handed pitchers, as he posted a .323 average, compared to a .258 mark against lefties...made his first career pitching appearance, allowing just two hits over 2.1 scoreless innings over three relief appearances

2016

Split the season between Oakland and Triple-A Nashville, hitting .186 with two homers and eight RBI in 51 big league games over three stints with the A's...batted .251 with eight home runs and 26 RBI in 64 games with Triple-A Nashville...posted a .360 OBP

2015

- Saw his first big league action in his fourth professional season, batting .206 with three homers and nine RBI in 45 games over four stints with Oakland
- Made his MLB debut on April 25 vs. Houston, and picked up his first big league hit with a seventh-inning single off Scott Feldman
- Blasted his first big league homer off Jeff Samardzija on May 17 vs. the White Sox

Had only two plate appearances in the Majors vs. left-handed pitchers (0-for-1, BB) with his other 110 PA coming vs. righties...reached the Triple-A level for the first time, and appeared in 60 games with Nashville, batting .274 with four homers and 35 RBI

2014

- Spent the entire campaign with Double-A Midland, earning a Texas League mid-season All-Star selection after hitting .264 with 23 doubles, seven homers and 63 RBI in 122 games
- Led the Texas League with a .385 OBP and 87 walks, which tied for fifth in all of minor league baseball...also ranked among the league's best in doubles (8th), RBI (3rd), hits (115, 10th) and OPS (.764, 9th)

Named Texas League Player of the Week for the week of July 14-20 after going 10-for-23 (.435) with six runs scored, one double, three home runs, 16 RBI and 10 walks...batted .237 with two home runs, three RBI, three walks and seven runs scored in nine postseason games to help Midland win the Texas League Championship

2013

- Began the year at Single-A Stockton and hit .285 with 21 home runs and 76 RBI in 93 games before earning a promotion to Double-A Midland July 14...hit .250 with the RockHounds and batted a combined .273 with 25 home runs and 100 RBI in 140 games overall

Tied for second in minor league baseball in games played and tied for 10th in RBI...led the A's farm system

in home runs, RBI, walks (88) and total bases (249), ranked third in runs (89), hits (143) and extra base hits (53), fourth in slugging (.476) and fifth in on-base percentage (.381)...had a .400 on-base percentage with Stockton, which ranked fourth in the California League...was named to the Cal League mid-season All-Star team

2012

Made his professional debut with Single-A Burlington and hit .275 with 20 doubles, two triples, four home runs and 23 RBI in 64 games...drew 41 walks for a .383 on-base percentage

Personal

Maxwell Steven Muncy...resides in Keller, TX with his wife Kellie and daughter Sophie...graduated from Keller (TX) High School...attended Baylor University, where he was a Freshman All-American (2010), breaking Baylor freshman school records of HR (11) and RBI (53) and was a two-time All-Big 12 Conference selection at first base (2011 and 2012) for the Bears...selected by Oakland in the fifth round of the 2012 First-Year Player Draft and signed by scout Armann Brown.

Career Batting Record

Year	Team	AVG	G	AB	R	H	2B	3B	HR	RBI	SH	SF	HBP	BB	SO	SB	CS	OBP	SLG	E
2012	Burlington	.275	64	229	34	63	20	2	4	23	0	3	1	41	37	3	1	.383	.432	6
2013	Midland	.250	47	172	22	43	12	2	4	24	0	1	0	24	34	0	1	.340	.413	6
	Stockton	.285	93	351	67	100	13	1	21	76	0	6	7	64	68	1	1	.400	.507	3
2014	Midland	.264	122	435	59	115	23	3	7	63	0	6	2	87	92	7	2	.385	.379	8
2015	OAKLAND	.206	45	102	14	21	8	1	3	9	0	1	0	9	31	0	0	.268	.392	6
	Nashville	.274	60	212	24	58	14	1	4	35	0	4	1	26	58	0	1	.350	.406	6
2016	OAKLAND	.186	51	113	13	21	2	0	2	8	0	0	0	20	24	0	0	.308	.257	1
	Nashville	.251	64	223	34	56	7	2	8	26	1	4	5	35	54	5	0	.360	.408	1
2017	Oklahoma City	.309	109	320	62	99	20	1	12	44	0	1	4	54	84	3	6	.414	.491	11
2018	LOS ANGELES	.263	137	395	75	104	17	2	35	79	0	2	5	79	131	3	0	.391	.582	13
	Oklahoma City	.313	9	32	7	10	2	0	2	4	0	0	0	6	5	0	0	.421	.563	2
2019	LOS ANGELES	.251	141	487	101	122	22	1	35	98	0	4	8	90	149	4	1	.374	.515	14
2020	LOS ANGELES	.192	58	203	36	39	4	0	12	27	0	2	4	39	60	1	0	.331	.389	4
2021	LOS ANGELES	.249	144	497	95	124	26	2	36	94	0	1	11	83	120	2	1	.368	.527	3
2022	LOS ANGELES	.196	136	464	69	91	22	1	21	69	0	6	5	90	141	2	0	.329	.384	12
Major League- 7 years		.231	712	2261	403	522	101	7	144	384	0	16	33	410	656	12	2	.355	.473	53
Dodger Totals- 5 years		.235	616	2046	376	480	91	6	139	367	0	15	33	381	601	12	2	.361	.489	46
Minor League-7 years		.276	568	1974	309	544	111	12	62	295	1	25	20	337	432	19	12	.382	.438	43

Career Postseason Batting Record

Year	Team	AVG	G	AB	R	H	2B	3B	HR	RBI	SH	SF	HP	BB	SO	SB	CS	OBP	SLG
2018	NLDS: LAD vs. ATL	.182	4	11	4	2	0	0	2	4	0	0	0	6	5	1	0	.471	.727
	NLCS: LAD vs. MIL	.182	7	22	3	4	0	0	0	1	0	0	0	4	13	0	0	.308	.182
	WS: LAD vs. BOS	.235	5	17	3	4	1	0	1	1	0	0	0	2	5	0	0	.316	.471
2019	NLDS: LAD vs. WAS	.263	5	19	4	5	0	0	3	7	0	0	0	4	2	1	0	.391	.737
2020	NLWC: LAD vs. MIL	.000	2	5	0	0	0	0	0	0	0	0	0	2	4	0	0	.286	.000
	NLDS: LAD vs. SD	.273	3	11	3	3	1	0	0	2	0	0	0	4	2	0	0	.467	.364
	NLCS: LAD vs. ATL	.227	7	22	6	5	2	0	2	6	0	0	0	9	11	0	0	.452	.591
	WS: LAD vs. TB	.318	6	22	3	7	1	0	1	6	0	0	0	5	4	0	0	.444	.500
2022	NLDS: LAD vs. SD	.286	4	14	2	4	1	0	1	2	0	0	0	2	6	0	0	.375	.571
Postseason Totals		.238	43	143	28	34	6	0	10	29	0	0	0	38	52	2	0	.398	.490
LWC Totals		.000	2	5	0	0	0	0	0	0	0	0	0	2	4	0	0	.286	.000
LDS Totals		.255	16	55	13	14	2	0	6	15	0	0	0	16	15	2	0	.423	.618
LCS Totals		.205	14	44	9	9	2	0	2	7	0	0	0	13	24	0	0	.386	.386
WS Totals		.282	11	39	6	11	2	0	2	7	0	0	0	7	9	0	0	.391	.487

Career Single-Game Bests

Most Hits:	4, (3x), last, August 13, 2022 at KC	Most Stolen Bases:	1 (12x), last, July 30, 2022 at COL
Most RBI:	5, (3x), last, June 9, 2022 at CWS	Most Walks:	5, April 25, 2021 vs. SD
Most Home Runs:	2, (9x), last, Sept. 6, 2022 vs. SF	Longest Hitting Streak:	10 games, June 11, 2019 – June 22, 2019
Most Runs Scored:	3, (12x), last, Sept. 6, 2022 vs. SF	Grand Slams:	2, last, July 1, 2021 (Corbin)

Career Fielding Record

Position	PCT	G	PO	A	E	TC	DP
First Base	.993	332	1958	123	14	2095	143
Second Base	.983	186	591	362	10	591	88
Third Base	.937	197	87	344	29	460	35
Left Field	1.000	10	4	0	0	4	0
Right Field	1.000	17	27	1	0	28	0

Career Transactions

- June 5, 2012: Drafted by the Oakland Athletics in the 5th round of the 2012 amateur draft. Player signed June 18, 2012.
- March 31, 2017: Released by the Oakland Athletics.
- April 28, 2017: Signed as a Free Agent with the Los Angeles Dodgers.
- February 6, 2020: Signed a three-year extension with Los Angeles with a club option.

Injured List

- August 29 – September 13, 2019 (right wrist fracture)
- November 3, 2021 (UCL injury)



Jimmy NELSON

RHP | 40

@jimmy_j_nelson

Bats: Right **Throws:** Right

Height: 6-6 **Weight:** 250

Opening Day Age: 32

Born: June 5, 1989 in Klamath Falls, OR

Resides: Niceville, FL

Acquired: Signed as a free agent on January 8, 2020

ML Service: 5.017

MLB Debut: September 6, 2013



Career Highlights

* Enters his eighth Major League season after spending six seasons with the Milwaukee Brewers and spent 2022 with the Dodgers on IL

* Owns a Major League career of 34-48 record and 4.12 ERA (303 ER/662.1 IP) across 147 games and 108 starts with 622 strikeouts against 253 walks

* Fanned 50 batters across six starts in June 2017 to garner Brewers' Pitcher of the Month honors and tie Ben Sheets (September 2004) for second in Milwaukee franchise history in strikeouts for a single calendar month, behind only CC Sabathia (51 SO, August 2008)

* Spun a complete game on June 18, 2017 vs. San Diego in a 2-1 victory, allowing one unearned run on six hits with 10 strikeouts against just a pair of walks

* Led 2015 Brewer arms in starts (30), quality starts (13), wins (11), innings pitched (177.1) and strikeouts (148)

* Named 2014 Pitcher of the Year, Baseball America Triple-A All-Star, Baseball America Minor League All-Star, Mid-Season and Post-Season All-Star with Triple-A Nashville after pacing the PCL in WHIP (0.919) and ranking second in the league with a career-best (min. 20 IP) 1.46 ERA and 10-2 record with 114 strikeouts

* Selected to participate in the 2013 All-Star Futures Game at Citi Field

* Was part of team no-hitter on Aug. 2, 2012, where he spun four-innings with four strikeouts to join Double-A Huntsville teammates Dan Merklinger (0.2 IP), R.J. Seidel (1.1 IP), Darren Byrd (2.0 IP) and Brandon Kintzler (1.0 IP) to mark the most pitchers used in a no-hitter in Southern League history

* Rated as the Brewers' top prospect and No. 96 overall farmhand on Baseball America's 2014 Pre-Season ranking

* Made his professional debut and first win with the Helena Brewers on July 4, 2010 (2.0 IP/2ER) where he fanned two, walked one and allowed three hits.

* Drafted in the second round of the 2010 First Year Player Draft by the Milwaukee Brewers.

Year-By-Year

2022

- Spent the entire season recovering from Tommy John surgery

2021

- Bolstered a 1.86 ERA (6 ER/29.0 IP) in 29.0 innings with the Dodgers and held opponents to a .453 OPS...notched his only save in 2021 on May 16 at home against the Marlins

- Tallied a season-high five strikeouts in 2.0 IP at home against the Diamondbacks as a reliever...wrestled opponents to a .169 average in that contest

- Opponents hit .109 on the road against him, fanning 20 and walked 11 batters in that stretch

- Good against righties, locking them to a .115 average...limited opponents to .141 average in 27.1 innings as a reliever with a 0.88 WHIP

- Held batters to a season-low .063 average in June...appeared in six games with nine strikeouts and only two walks

- Delt the most pitches per plate appearance (4.51) of his career in 2021...posted a career low first pitch strike percentage (41%)...Had a career-best in contact percentage against (62.4%)

2020

- * Did not play after undergoing lumbar surgery on July 7

2019

- Made three starts across 10 appearances after spending the 2018 season recovering from right shoulder surgery...went 0-2 with a 6.95 ERA over 22.0 frames

- Fanned 26 over his 22.0 innings to rank seventh among Brewer arms with a 10.6 strikeout per nine inning rate

Totaled 17 appearances, including four starts, between Single-A Wisconsin and Triple-A San Antonio...posted a combined 3-2 record and 4.79 ERA with 58 strikeouts over 41.1 innings...despite amassing a 6.95 ERA, posted a 3.60 ERA (4 ER/10.0 IP) in relief, compared to his 9.75 (13 ER/12.0 IP) mark as a starter...began the season on the 10-day injured list with a right shoulder injury...made a rehab assignment with Triple-A San Antonio on May 5 and was later optioned to San Antonio on May 24, where he totaled a 3-2 record and 4.69 ERA over four starts in 16 total appearances among three stints with the club...fanned 57 over 40.1 frames for a 12.7 strikeout per nine rate as a San Antonio Mission...concluded the season posting a career-high 12.6 strikeout per nine rate...placed back on the IL on June 26 with right elbow effusion before making a pair of rehab assignments with Single-A Wisconsin and Triple-A San Antonio...transferred from the 10-day IL to the 60-day IL with right elbow effusion on Aug. 5...wrapped the season on a rehab assignment with San Antonio...elected free agency on Dec. 2

2018

- Did not play...right shoulder surgery performed by Doctor Neal ElAttrache

2017

- Notched career highs in wins (12) and strikeouts (199) en route to his most dominant season on a Major League mound

- Accumulated a 3.49 ERA (68 ER/175.1IP) at a 10.2 strikeout per nine rate to rank eighth in the NL in ERA and ninth in strikeouts

- Collected a team-leading 17 quality starts and went 10-0 with a 1.69 ERA (22 ER/117.1IP) over the span

Tied for ninth in NL Cy Young voting...named Brewers' Pitcher of the Month for June after going 3-1 with a 2.88 ERA with 50 strikeouts across 40.2 innings...tied Ben Sheets (September 2004) for second in Milwaukee franchise history in strikeouts for a single calendar month, behind only CC Sabathia (51 SO, August 2008)...tossed his first career complete game on June 18 vs. San Diego, surrendering one unearned run on six hits with 10 strikeouts and just a pair of walks...amassed six, multi-strikeout games, he had only tossed one multi-strikeout performance prior to the 2017 season...cut his walk rate from 10.7 percent in 2016, to 6.6 percent in 2017...landed on the injured list and missed the rest of the season with a right-shoulder injury suffered on Sept. 8 at Chicago (NL)...underwent surgery on Sept. 19 in Los Angeles to repair a right rotator cuff strain and partial anterior labrum tear...the surgery was performed by Dr. Neal ElAttrache

2016

- Went 8-16 with a 4.62 ERA (92 ER/179.1 IP) and 140 strikeouts over a career high 32 starts

- Led Milwaukee in starts (32), innings (179.1 IP) and strikeouts (140)

- Named Brewers Pitcher of the Month for May, after posting a 2-1 record and 2.66 ERA across 40.2 innings with 34 strikeouts in six starts

Turned in a 3.40 ERA (36 ER/95.1 IP) with 74 strikeouts across 16 starts at home, compared to his 6.00 ERA (56 ER/84.0 IP) mark and 66 strikeouts in 16 starts on the road...began the season strong, posting a 5-3 record with a 2.88 ERA in his first 11 starts...despite proceeding to go 3-13 at a 5.79 clip over his last 21 starts of the season, collected 13 quality starts with a 7-3 record and 2.41 ERA (23 ER/86.0 IP)...saw his best situational splits in one-run games, where he held opposing bats to a .207 average and fanned 50 across 62.1 innings over 10 starts for a 3-3 record and 2.45 ERA

2015

- Recorded an 11-13 record and 4.11 ERA (81 ER/177.1 IP) with 148 strikeouts against 65 walks in his first full Major-League season

- Led the Brewers in starts (30), quality starts (13), wins (11), innings pitched (177.1) and strikeouts (148)

- Named Brewers Pitcher of the Month for July, when he went 3-1 with a 1.64 ERA (6 ER/33.0 IP) with 32 strikeouts against 12 walks in five starts

Recorded 25.2 innings without allowing an earned run from July 24 to Aug. 9, including 17.0 consecutive scoreless innings from July 24 to Aug. 4...his 25.2-inning run was the fifth-longest streak in a season by a Brewer starter...went 8-1 with a 1.08 ERA (11 ER/91.1 IP) in 13 quality starts...secured his first career 10-plus strikeout game on May 8 vs. Chicago (NL), when he K'd 11 Cubs...placed on the 60-day injured list on Sept. 22 after taking a line drive to the head by St. Louis' Tommy Pham in his final start of the season on Sept. 17

2014

- Honored as the Brewers' Minor League Pitcher of the Year and Pacific Coast League Pitcher of the Year after going 10-2 with a 1.46 ERA (18 ER/111.0 IP) with 114 strikeouts in 17 games (16 starts) with Triple-A Nashville

- Split the season between Triple-A Nashville and Milwaukee, where he logged a pair of stints on May 25 and July 12 through the end of the season to total a 2-9 record and 4.93 ERA with 57 strikeouts over 14 games (12 starts)

Recalled on May 25 for a spot start at Miami and notched his first Major League win after twirling 5.2 innings of scoreless baseball with six strikeouts ...paced PCL arms in WHIP (0.919) and ranked among the top in ERA (2nd, 1.46), wins (T-5th, 10) and win/loss percentage (6th, .833)...before his recall to Milwaukee on July 7, led the PCL in ERA (1.46), strikeouts (114) and tied for first in wins (10)...turned in six quality starts, five of which were consecutive outings from July 22 to Aug. 15...made a pair of relief appearances on Sept. 13 vs. Cincinnati and Sept. 18 at St. Louis...allowed a pair of earned runs over 1.1 innings between the two appearances...garnered PCL midseason and postseason All-Star recognition after entering the season rated as Milwaukee's top prospect by Baseball America

2013

- Made his Major League debut on Sept. 6 vs. Chicago (NL) and tossed a pair of scoreless innings, followed by his first Major League start on Sept. 28 at New York (NL)...received a no-decision after allowing an earned run on one hit and three walks with four strikeouts and a wild pitch over five innings in a 10-inning, 4-2 victory
- Participated in the All-Star Futures Game at Citi Field, where he issued a walk over an inning of work
- Totaled a 10-10 record and 3.25 ERA across 27 starts between Double-A Huntsville (12 G) and Triple-A Nashville (15 G)...wrapped the season pacing the organization with 163 strikeouts over 152.1 innings

Named Brewers' Minor League Pitcher of the Month for April after turning in a 3-0 record and 1.30 ERA over five starts with Double-A Huntsville...went 5-4 with a 2.74 ERA (21 ER/69.0 IP) in 12 starts as a Star and led the Southern League with his 72 K's before his ascent to Triple-A Nashville on June 3...named a Southern League All-Star...continued to overpower opposing offenses with 91 strikeouts in just 83.1 innings (15 GS) to rank ninth in the PCL with a 9.8 strikeout-per-nine rate...went 5-6 with a 3.67 ERA at Nashville before getting his contract selected by Milwaukee on Sept. 3...made four appearances with one start, allowing just one earned run on a pair of hits with eight strikeouts over 10.0 innings of work for a 0.90 ERA as a September call up...tabbed as the fifth-best organizational prospect by Baseball America

2012

- Split the season between A-Advanced Brevard County (13 G) and Double-A Huntsville (10 G) to go a combined 6-8 with a 2.83 ERA and 119 strikeouts across 23 starts
- Began the season with Single-A Brevard County, where he went 4-4 with a 2.21 ERA and 77 strikeouts across 13 starts
- Promoted to Double-A Huntsville on June 13 and spent the balance of the season posting a 2-4 record and 3.91 ERA with 42 strikeouts across 46.0 innings (10 GS)

Named a Florida State League All-Star...while with Double-A Huntsville, combined with four other Stars to toss a no-hitter on Aug. 2 vs. Chattanooga, marking the most pitchers used in a no-hitter in Southern League history...landed on the injured list from July 1 to July 27 with a strained right rotator cuff...went 2-3 with a 4.91 ERA across seven games (six starts) for the Desert Dogs of the Arizona Fall League

2011

- Tabbed by Baseball America as the eighth-best prospect in the Brewers' organization
- Played the entirety of the season with Single-A Wisconsin and posted an 8-9 record and 4.38 ERA across 26 games (25 starts) with 120 strikeouts over 146.0 innings

Went six or more innings in 15 of his 25 starts to the tune of a 2.36 ERA (24 ER/91.1 IP), including 14 quality starts...lowered his Pre All-Star ERA from 5.20 (36 ER/62.1 IP) to 3.76 (35 ER/83.2 IP) over his last 14 starts

2010

Began his professional career with Rookie-Level Helena where he tallied a 2-0 record and 3.71 ERA over 12 relief appearances...earned the win his is debut on July 4 at Missoula after going 2.0 innings of two-run ball on a trio of hits and one walk with a pair of strikeouts...selected in the second round of the 2010 First Year Player Draft by the Milwaukee Brewers out of the University of Alabama (Tuscaloosa, AL)

Personal

James Jacob Nelson...originally drafted in the 39th round of the 2007 First Year Player draft by the Cincinnati Reds out of Niceville (FL) High School, but decided to play collegiately at the University of Alabama, where he went 14-9 with a 4.62 ERA in 58 games across three seasons with the Tide...father, Jim, played football and threw the shotput and discus at the University of Florida...mother, Deborah, played basketball at Florida State University...enjoys playing video games and working out...selected in the second round of the 2010 First Year Player Draft by the Milwaukee Brewers

Career Pitching Record

Year	Team	W-L	ERA	G	GS	CG	SHO	SV	IP	H	R	ER	HR	HB	BB	SO	WP	BK	AVG
2010	Helena	2-0	3.71	12	0	0	0	3	26.2	30	21	11	2	0	13	33	3	0	.268
2011	Wisconsin	8-9	4.38	26	25	1	0	0	146.0	146	81	71	9	6	65	120	13	1	.266
2012	Huntsville	2-4	3.91	10	10	0	0	0	46.0	34	25	20	2	3	37	42	4	0	.206
	Brevard Co.	4-4	2.21	13	13	1	0	0	81.1	63	24	20	3	5	25	77	5	0	.216
2013	MILWAUKEE	0-0	0.90	4	1	0	0	0	10.0	2	1	1	0	0	5	8	1	0	.065
	Nashville	5-6	3.67	15	15	1	0	0	83.1	74	39	34	2	4	50	91	6	2	.240
2014	MILWAUKEE	2-9	4.93	14	12	0	0	0	69.1	82	42	38	6	8	19	57	4	0	.292
	Nashville	10-2	1.46	17	16	0	0	0	111.0	70	23	18	3	4	32	114	10	1	.179
2015	MILWAUKEE	11-13	4.11	30	30	0	0	0	177.1	163	89	81	18	13	65	148	11	1	.246
2016	MILWAUKEE	8-16	4.62	32	32	0	0	0	179.1	186	108	92	25	17	86	140	8	0	.268
2017	MILWAUKEE	12-6	3.49	29	29	1	0	0	175.1	171	75	68	16	9	48	199	6	1	.257
2018									---- Did Not Play -----										
2019	MILWAUKEE	0-2	6.95	10	3	0	0	0	22.0	25	18	17	4	2	17	26	1	0	.291
	San Antonio	3-2	4.69	16	4	0	0	0	40.1	33	24	21	4	3	24	57	8	0	.219
	Wisconsin	0-0	9.00	1	0	0	0	0	1.0	2	1	1	0	0	0	1	0	0	.400
2021	LOS ANGELES	1-2	1.86	28	1	0	0	0	29.0	14	8	6	0	4	13	44	4	1	.143
2022	LOS ANGELES								---- Did Not Play -----										
Major League- 7 years		34-48	4.12	147	108	1	0	0	662.1	643	341	303	69	53	253	622	35	3	.255
Dodger Totals - 1 year		1-2	1.86	28	1	0	0	0	29.0	14	8	6	0	4	13	44	4	1	.143
Minor League- 6 years		39-31	3.23	122	95	4	0	3	604.2	515	272	217	30	34	261	607	53	4	.231

Career Single-Game Bests

Low-Hit Complete Game:	6, June 18, 2017 vs. SD	Most Strikeouts:	11, 4x, last September 1, 2017 vs. WSH
Most Innings Pitched Starter:	9.0, June 18, 2017 vs. SD	Most Walks:	8, August 26, 2015 at CLE
Most Innings Pitched Reliever:	2.0, September 29, 2019 at COL	Longest Winning Streak:	4, July 18 - August 21, 2015
Most Earned Runs Allowed:	9, August 11, 2017	Longest Losing Streak:	7, August 10 - September 26, 2014

Career Fielding Record

Position	PCT	G	PO	A	E	TC	DP
Pitcher	.909	23	4	6	1	11	0

Career Transactions

- June 8, 2010: Drafted by the Milwaukee Brewers in the 2nd round of the 2010 amateur draft. Player signed June 22, 2010.
- January 8, 2020: Signed as a Free Agent with the Los Angeles Dodgers.

Injured List

- September 22, 2015 - end of season (head contusion)
- September 15 - October 2, 2017 (right shoulder impingement)
- March 28, 2018 - end of season (right shoulder inflammation)
- March 27 - June 28, 2019 (right shoulder injury)
- August 15- September 1, 2019 (right elbow effusion)
- May 23- June 3, 2021 (left lumbar strain)
- July 9 -25, 2021 (left lumbar strain)
- August 6 - end of season (right elbow strain)



James OUTMAN

OF | 77

@jamesoutman

Bats: Left **Throws:** Right**Height:** 6-3 **Weight:** 215**Opening Day Age:** 25**Born:** May 14, 1997 in Redwood City, CA**Resides:** Redwood City, CA**Acquired:** Drafted in the seventh round of the 2018 First Year Player Draft out of Sacramento State**ML Service:** 0.006**ML Debut:** July 31, 2022

Career Highlights

* Slugging outfielder enters his third big league camp in 2023...owns a .263/.363/.496 Minor League career slashline over four seasons (2018-22) and Major League slashline of .462/.563/.846

* Made his Major League debut on July 31st at Colorado where he went 3-for-4 with one home run and one double...became the first player in Dodger franchise history to homer in his first plate appearance, record three hits, three RBI and score two runs in his Major League debut...one of six players in Major League Baseball history to accomplish the feat and he is the first since Joey Gallo on June 2, 2015 vs. Chicago

* Has a .263 career batting average with a .859 OPS percentage, 79 homers and 249 RBI in 403 Minor League games...has been successful on 68 of his 88 career stolen base attempts

* Was awarded the PCL Player of the Week for August 22-28, 2022 with Triple-A Oklahoma City

* Hit for the cycle twice in 2022 with Triple-A Oklahoma City, both in the span of four days, August 26th and 30th

* Recognized as a Rising Star in the 2021 Arizona Fall League with the Glendale Desert Dogs

* Tied for second in the Single-A Midwest League with 19 home runs in 2019

* In his first pro season in 2018, tied for the Rookie-advanced Ogden team lead with 11 home runs, while posting a 264/350/490/841 slashline in 55 games

* Selected by the Dodgers in the seventh round of the 2018 First-Year Player Draft out of Sacramento State University

Year-By-Year

2022

• Made stops at Double-A Tulsa (68 G), Triple-A Oklahoma City (57 G), and the Los Angeles Dodgers (4 G)...garnered a Minor League batting average of .294 (139-for-473) and a Major League average of .462 (6-for-13)

• Set career-highs in games (125), at bats (473), runs (101), hits (139), total bases (277), doubles (31), home runs (31), RBI (106), and walks (70)

• With Double-A Tulsa, he punched 17 doubles, 16 home runs, 45 RBI and a .295 average in 68 games

• With Triple-A Oklahoma City, he slashed .292/.390/.627 with 133 total bases...he hit for the cycle twice in the span of four days

• In the Majors, he went 6-for-13 in four games with two doubles, one home run, 11 total bases and three RBI

• Made his Major League debut on July 31 at Colorado, going 3-for-4 with a single, double, and homer

• Became the eighth Dodger and fourth Los Angeles Dodger to homer in his first Major at-bat: Clise Dudley (1929), Gordon Slade (1930), Ernie Koy (1938), Dan Bankhead (1947), Jose Offerman (1990), Garey Ingram (1994), Keibert Ruiz (2020)

• Was the PCL Player of the week for August 22-28...batted 12-for-21 with 10 extra-base hits, including hitting for the cycle August 26th

• Split his time in the outfield in the minors, getting most of his starts (55 G) in right field with a fielding percentage of .983...committing only two errors

Hit for the cycle twice this season with OKC, both in the span of four days, August 26th and 30th...clubbed his best month in August with OKC, slashing .447/.531/.1132 with six doubles, four triples, four home runs, and 22 RBI...had eight-game hitting streaks twice this season, May 6-13 with Tulsa and June 23- July 2 (June 23-28 with Tulsa, June 30- July 2 with OKC)... tied for

fifth in the Pacific Coast League in triples with six

2021

- * Split his time between Single-A Great Lakes and Double-A Tulsa, playing in 104 combined games for a .266 average (110-for-414)
- * Set career-highs in doubles (21), triples (9), stolen bases (23), walks (63), runs (90), hits (110), and total bases (203)
- * With Single-A Great Lakes, the California native slashed .250/.385/.472 with 117 total bases and 21 stolen bases...was identical against righties and lefties, batting .250
- With Double-A Tulsa, the righty slugged nine doubles, batted in 24 runs, and smashed nine longballs...hit .253 (19-for-75) in the month of September
- Went 3-for-5 with three runs score on August 4 with Tulsa, clubbing a double, two home runs, two RBI, and ten total bases
- Recognized as an AA Central Offensive Player of the Week in August with Tulsa...also earned honors as a Rising Star in the Arizona Fall League with the Glendale Desert Dogs

2020

Did not participate in the 2020 season after the minor league season was cancelled

2019

- Promoted to Single-A Great Lakes for the entire season, playing five different positions throughout the year: center field (93 G), right field (10 G), left field (10 G), first base (1 G), and shortstop (1 G) over 119 games
- Registered a .997 fielding percentage...committed just three errors in 274 chances across 978.0 innings
- Averaged .226 (100-for-442), smashing 19 home runs, 15 doubles, four triples, and 56 RBI...struck out 128 times and walked 56 over 119 games
- Excelled on the road, batting .293 (34-for-114) with seven doubles, five home runs, and 17 RBI
- Was even keeled against both left-handed pitching and right-handed pitching, producing a .223 (21-for-94) and .227 (79-for-348) batting average respectively

2018

- * Played in 55 games with Rookie-level Ogden, totaling a .264 average (55-for-208) with eight doubles, three triples, 11 home runs, and 33 RBI...also stole 12 bases
- * Earned a .840 OPS despite striking out 56 times and walking 24...was even keeled against both left-handed and right-handed hitters, garnering a .232/.328/.482 and .276/.358/.493 slashline respectively
- * Started 39 games in center field, committing just three errors in 92 total chances for a .967 fielding percentage...also appeared in 15 games as the designated hitter
- * Awarded Pioneer League Player of the Week on August 19

Personal

James Outman...played three seasons of college ball at Sacramento State University, where he was selected Academic All-WAC in 2018...was a two-sport star, baseball and football, at Junipero Serra High School in San Mateo, CA...selected by the Dodgers in the seventh round of the 2018 First-Year Player Draft.

Career Batting Record																				
Year	Team	AVG	G	AB	R	H	2B	3B	HR	RBI	SH	SF	HP	BB	SO	SB	CS	OBP	SLG	E
2018	AZL Dodgers	.192	10	26	5	5	1	0	1	3	0	0	2	6	4	1	1	.382	.346	0
	DSL Dodgers	.236	42	140	34	33	8	0	9	33	0	1	14	23	31	9	6	.393	.486	2
2019	Ogden	.298	63	235	57	70	22	2	19	55	0	3	15	26	79	7	6	.398	.651	5
2021	Great Lakes	.250	65	248	50	62	12	8	9	30	0	1	10	45	88	21	2	.385	.472	0
	Tulsa	.289	39	166	40	48	9	1	9	24	0	0	3	18	51	2	2	.369	.518	0
2022	LOS ANGELES	.462	4	13	6	6	2	0	1	3	0	0	1	2	7	0	0	.563	.846	0
	Tulsa	.295	68	261	59	77	17	1	16	45	0	2	6	38	89	7	3	.394	.552	4
	Oklahoma City	.292	57	212	42	62	14	6	15	61	0	3	4	32	63	6	1	.390	.627	2
Major League - 1 year		.462	4	13	6	6	2	0	1	3	0	0	1	2	7	0	0	.563	.846	0
Dodger Totals - 1 year		.462	4	13	6	6	2	0	1	3	0	0	1	2	7	0	0	.563	.846	0
Minor League - 4 years		.263	403	1537	300	404	75	23	79	249	0	10	35	213	475	68	20	.363	.496	13

Career Single-Game Bests			
Most Hits:	3, July 31, 2022 at COL	Most Stolen Bases:	---
Most RBI:	3, July 31, 2022 at COL	Most Walks:	1, (2x), last, August 4, 2022 at SF
Most Home Runs:	1, July 31, 2022 at COL	Longest Hitting Streak:	3 games, July 31 - Aug. 3, 2022
Most Runs Scored:	2, (2x), last, August 1, 2022 at SF	Grand Slams:	---

Career Fielding Record							
Position	PCT	G	PO	A	E	TC	DP
Left Field	1.000	3	3	0	0	3	0
Right Field	.000	1	0	0	0	0	0

Career Transactions

- June 10, 2018: Drafted in the seventh round of the 2018 draft out of Sacramento State University,

Injured List

- Has not been on the injured list in the Major Leagues



Andy PAGES

OF | 84

@andy_pages_abreu_18

Bats: Right **Throws:** Right
Height: 6-1 **Weight:** 200
Opening Day Age: 22
Born: December 8, 2000 in La Habana, Cuba
Resides: Bonao, Dominican Republic
Acquired: Signed as an international free agent on March 1, 2018



Career Highlights

- * 22 year-old outfielder enters his third big league camp just five years after joining the professional ranks
- * Earned All-Star selections in three of four of his professional seasons, combining to post a .256/.374/.523/.897 slashline in 367 career games in Rookie ball with the DSL Dodgers, AZL Dodgers, Single-A Ogden, Advanced-A Great Lakes, and Double-A Tulsa
- * Selected as a mid-season Rookie-advanced Pioneer League All-Star and named to Baseball America's Rookie-level and Postseason All-Star teams in 2019, batting .298 with 19 homers and 55 RBI in 63 games with Ogden...led the PL with 22 doubles ranked among the league leaders in average (9th), OBP (.398, 7th), SLG (.651, 2nd), OPS (1.049, 4th), homers (19, 2nd), RBI (55, 2nd) and runs (57, T-1st)
- * Named a Dominican Summer League All-Star in his first professional season in 2018, batting .236 with a .393 OBP, a .486 SLG, nine homers and 33 RBI in 42 games with the DSL Dodgers before joining the AZL Dodgers late in the campaign
- * Is ranked the No. 100 prospect by MLB.com --- fifth overall in the Dodgers organization
- * Signed by the Dodgers as an international free agent on March 1, 2018

Year-By-Year

2022

- Played the entire season with Double-A Tulsa, smashing a career-high 29 doubles in 132 games for a .236/.374/.523 slashline...stroked 26 home runs and 80 RBI
- Tabbed a career-high 11 bases on June 7 against Northwest Arkansas, smashing two home runs and a triple while scoring two runs en route to Double-A Tulsa's 5-2 victory
- Talled two, two home run games: June 7 at NWA, Sept. 14 vs. SPR...went 5-for-9 with seven RBI and 19 total bases between those two games
- Notched a 12-game hit streak from May 13 - May 27, averaging .319 (15-for-47) for five doubles, three home runs, and seven RBI
- Registered a .316 average (37-for-117) against left-handed pitchers, totaling 13 home runs and 30 RBI versus a .211 average (78-for-370) against right-handers for 13 home runs and 50 RBI
- Named as an Arizona Fall League Rising Star with the Glendale Desert Dogs

Swung the bat well both at home and on the road, slashing .222/.326/.470/.796 and .249/.346/.466/.812 respectively...had his best month in April, swinging a .276/.396/.447 slashline with seven doubles and 18 RBI...next best month finished out the season in September, slashing .263/.297/.526 with six doubles and 14 RBI...had a stand-out game on Aug. 4 at Northwest Arkansas, going 4-for-6 with a double, triple, and three RBI...participated in spring training as a non-roster invitee

2021

- * Spent the full season with Advanced-A Great Lakes, hitting .265 with 25 doubles, 31 homers and 88 RBI
 - * Led High-A Central in homers, RBI, OPS (.933), SLG (.538), XHB (57) and Total Bases (236)
 - * He was selected as a post-season High-A Central all-star and he was also named Most Valuable Player and Top Prospect of the league
- Recorded four multi-homer games for Great Lakes while recording 5+ homers in each of the five months of the season...launched 11 homers with 23 RBI in the month of June...hit safely in 20 of the 26 games in the month of June, while scoring 26

runs in 26 games...finished the month of September with a season-best .322 batting average and five homers and 13 RBI
2020

* Did not participate in the 2020 season after the minor league season was cancelled

Personal

Andy Pages...signed by the Dodgers an an international free agent on March 1, 2018.

Career Batting Record																				
Year	Team	AVG	G	AB	R	H	2B	3B	HR	RBI	SH	SF	HBP	BB	SO	SB	CS	OBP	SLG	E
2018	AZL Dodgers	.192	10	26	5	5	1	0	1	3	0	0	2	6	4	1	1	.382	.346	0
	DSL Dodgers	.236	42	140	34	33	8	0	9	33	0	1	14	23	31	9	6	.393	.486	2
2019	Ogden	.298	63	235	57	70	22	2	19	55	0	3	15	26	79	7	6	.398	.651	5
2021	Great Lakes	.265	120	438	96	116	25	1	31	88	0	4	19	77	132	6	3	.394	.539	10
2022	Tulsa	.236	132	487	69	115	29	3	26	80	0	7	15	62	140	6	3	.336	.468	8
Minor League - 4 years		.256	367	1326	261	339	85	6	85	259	0	15	65	194	386	29	16	.374	.523	25

Career Transactions

- March 1, 2018: Signed as a minor league free agent

Injured List

- Has not been on the injured list in the Major Leagues



Ryan PEPIOT

RHP | 47

@rpepiot10

Bats: Right **Throws:** Right**Height:** 6-3 **Weight:** 215**Opening Day Age:** 25**Born:** August 21, 1997 in Indianapolis, IN**Resides:** Westfield, IN**Acquired:** Drafted in the third round of the 2019 First Year Player Draft out of Butler University**MLService:** 0.022**MLB Debut:** May 11, 2022

Career Highlights

- * The Indiana native enters his fourth season with the Dodgers organization after making his Major League debut last season in Pittsburgh
- * Owns a collective 14-10 record across 58 games (49 starts) in the Minor Leagues, tallying 272 strikeouts against just 96 walks with a 3.46 ERA (83 ER/216.0 IP)
- * Across nine games (seven starts) in the Major Leagues, owns a 3-0 record with a 3.47 ERA (14 ER/36.1 IP), striking out 42 and walking 27
- * Made his MLB debut on May 11, 2022 at Pittsburgh, recording one hit, five walks and three strikeouts while not factoring in the decision... recorded his first career strikeout on the first batter he faced, sitting down Ben Gamel on four pitches
- * Collected his first Major League win on July 5 vs. Colorado, pitching 5.0 innings while giving up four hits, one earned run, one walk and striking out six
- * Selected as the Double-A Pitcher of the Week for the week of June 27 with the Tulsa Drillers in 2021
- * Earned his first professional win on June 23, 2021 with Double-A Tulsa, tossing 6.0 scoreless frames against Springfield with six strikeouts
- * Recorded his first professional strikeout in his debut on July 1, 2019 against the AZL Cubs, sitting down Raymond Pena, followed by Ezequiel Pagan and Pedro Martinez
- * Pitched three collegiate seasons with Butler, where he went 14-8 with a 3.61 ERA (88 ER/219.1 IP) ... broke the career strikeout record at BU (306) and the single-season record (126) as a junior in 2019
- * Became highest draft pick in Butler University history after being selected by the Dodgers in the third round of 2019 First-Year Player Draft by the Dodgers

Year-By-Year

2022

- Split the season between Triple-A Oklahoma City (19 G, 17 GS) and the Los Angeles Dodgers (9 G, 7 GS)
 - With Triple-A Oklahoma City, earned a 9-1 record and an ERA of 2.56 (26 ER/91.1 IP), striking out 114 and only walking 36 in 19 games (17 starts)
 - With the Dodgers, compiled a 3-0 record over nine games (seven starts) with a 3.47 ERA (14 ER/36.1 IP), holding opponents to a .200 average
 - Made his MLB debut on May 11, 2022 at Pittsburgh, recording one hit, five walks and three strikeouts while not factoring in the decision... recorded his first career strikeout on the first batter he faced, striking out Ben Gamel on four pitches
 - Collected his first Major League win on July 5 versus the Rockies, pitching 5.0 innings, giving up four hits, one earned run, one walk and striking out six
 - Awarded the Pacific Coast League Pitcher of the Week for April 10th and the Pacific Coast League Pitcher of the Month for April with Oklahoma City, going 2-0 in five starts with a 1.66 ERA (4 ER/ 21.2 IP), giving up 14 hits, one homer, nine walks, punching out 29 batters and holding them to a .182 average
 - Held batters to a .193 average with Oklahoma City and .200 with the Dodgers
 - Tied for ninth in strikeouts with 114 and tied for fourth in wins with nine in the Pacific Coast League
- Compiled at least two strikeouts in every appearance this season...tossed season-high 10 strikeouts vs. Round Rock on June 21...held runners in scoring position to a .160 average with the Dodgers...had an 11 game streak of at least five strikeouts (May 17-July 26)

2021

- Split his time between Double-A Tulsa and Triple-A Oklahoma City, posting a combined 5-9 record across 26 games (22 starts) with a 4.62 ERA (52 ER/101.1 IP)
- Earned his first professional win on June 23 with Double-A Tulsa, tossing 6.0 scoreless frames against Springfield with six strikeouts
- Collected three straight wins from June 23 – July 4, allowing just three earned runs over 17.0 innings with 20 strikeouts and just three walks
- Excelled during home games, posting a 3-0 mark across eight games (six games) and keeping the opposition to a .128 average
- Was even keeled against both left-handed and right-handed batters, keeping them to a .143 and .153 average respectively
- Struck out 11 batters on July 4 against Arkansas, earning the win as he tossed seven shutout innings...recorded at least two strikeouts in each of his 26 outings...did not allow a run in six of his 26 games...earned a 11.28 strikeout-per-nine innings mark this season...invited to his first spring training as a non-roster invitee

2020

- Spent part of the campaign at the alternate site on the USC campus

2019

Split the season between Rookie-League AZL Dodgers and Single-A Great Lakes...appeared in four games for the AZL Dodgers, going 0-0 with a 0.00 ERA (0 ER/5.0 IP) with 10 strikeouts, while making nine starts for the Great Lakes Loons... He was assigned to Great Lakes on July 17, going 0-0 with a 2.45 ERA (5 ER/18.1 IP) with 21 strikeouts

Personal

Ryan Michael Pepiot... married to Lilia Poulsen...attended Westfield High School (IN)...he was a three-sport star in high school (baseball, basketball, and a football quarterback)... drafted in the third round of the 2019 First-Year Player Draft out of Butler

Career Pitching Record

Year	Team	W-L	ERA	G	GS	CG	SHO	SV	IP	H	R	ER	HR	HB	BB	SO	WP	BK	AVG
2019	AZL Dodgers	0-0	0.00	4	1	0	0	0	5.0	2	0	0	0	1	4	10	0	0	.118
	Great Lakes	0-0	2.45	9	9	0	0	0	18.1	13	6	5	0	1	9	21	0	0	.197
2021	Tulsa	3-4	2.87	15	13	0	0	0	59.2	30	19	19	7	3	26	81	4	0	.149
	Oklahoma City	2-5	7.13	11	9	0	0	0	41.2	54	41	33	12	2	21	46	6	0	.305
2022	LOS ANGELES	3-0	3.47	9	7	0	0	0	36.1	26	15	14	6	3	27	42	1	0	.200
	Oklahoma City	9-1	2.56	19	17	0	0	0	91.1	62	27	26	10	10	36	114	1	1	.193
Major League - 1 year		3-0	3.47	9	7	0	0	0	36.1	26	15	14	6	3	27	42	1	0	.200
Dodger Total - 1 year		3-0	3.47	9	7	0	0	0	36.1	26	15	14	6	3	27	42	1	0	.200
Minor League - 3 years		14-10	3.46	58	49	0	0	0	216.0	161	93	83	29	17	96	272	14	1	.206

Career Single-Game Bests

Low-Hit Complete Game:	---	Most Strikeouts:	7, August 21, 2022 vs. MIA
Most Innings Pitched Starter:	6.0, August 21, 2022 vs. MIA	Most Walks:	5, (2x), last, August 16, 2022 at MIL
Most Innings Pitched Reliever:	3.0, Sept. 20, 2022 vs. AZ	Longest Winning Streak:	3 games, July 5, 2022 - current
Most Earned Runs Allowed:	4, August 10, 2022 vs. MIN	Longest Losing Streak:	---

Career Fielding Record

Position	PCT	G	PO	A	E	TC	DP
Pitcher	1.000	9	2	1	0	3	1

Career Transactions

- June 11, 2019: Drafted in the third round of the 2019 First-Year Player Draft out of Butler University.

Injured List

- No Injuries at the Major League Level



David PERALTA

OF | 6

@ davidperalta.6

Bats: Left **Throws:** Left**Height:** 6-1 **Weight:** 210**Opening Day Age:** 35**Born:** August 14, 1987 in Valencia, Venezuela**Resides:** Phoenix, AZ**Acquired:** Signed by the Dodgers on February 16, 2023**ML Service:** 7.037**MLB Debut:** July 24, 2014**Silver Slugger**
(5; 2016, 2018-20, 22)**Gold Glove**
(6; 2016-20, 22)

Career Highlights

- * Venezuelan born outfielder enters his tenth Major League season and first in Dodger Blue after signing with the club on February 16
- * Owns a .281/.339/.457 Major League career slashline with a .796 OPS in 1008 games for 202 doubles, 47 triples, 110 home runs, and 486 RBI...has stolen 33 bases
- * Earned his first Louisville Slugger Silver Slugger Award after setting career highs in hits (164), home runs (30), RBI (87) and walks (48)
- * Named the Diamondbacks 2017 Marvin Miller Man of the Year which honors player performance on the field as well as service in the community
- * Named a finalist for the Rawlings Gold Glove Award for Left Field in 2020 and 2021...committed just three errors in 182 games over the two seasons
- * Selected as Arizona's Rookie of Year by the Arizona Chapter of the BBWAA in 2014
- * Recorded his first Major League hit with Arizona on June 1, 2014 vs. Cincinnati (single off Alfredo Simon) after having his contract selected from Double-A Mobile earlier in the day...became the sixth D-back with a multi-hit game in his debut and first since Adam Eaton on Sept. 4, 2012 at Giants
- * Roped his first big league home run on June 8, 2014 vs. Atlanta (off Aaron Harang)...hit first grand slam on Aug. 9 that same year vs. Colorado...also became the first D-backs rookie with at least 5 RBI in a game since Mark Reynolds on Aug. 30, 2007 (also 5)
- * Played in his 1000th Major League game as a member of the Tampa Bay Rays on Sept. 22, 2022 vs. Toronto, going 2-for-5 with a double and two RBI
- * Was named a MiLB.com Organization All-Star for 2013 and also a Mid-Season All-Star with Double-A Mobile
- * Signed by the St. Louis Cardinals as an amateur free agent on Sept. 26, 2004

Year-By-Year

2022

- Began his ninth Major League season with Arizona before getting traded to Tampa Bay on July 30 for catcher Christian Cerda
- Slashed a combined .251/.316/.460 in 134 games, totaling 30 doubles, three triples, 12 home runs, and 59 RBI...at the time of the trade, ranked second in doubles (19), third in RBI (41), and tied for third in hits (69) with Arizona
- Produced a .988 fielding percentage in 113 games in left field, committing just two errors in 927.0 total innings with both Arizona and Tampa Bay
- Swung a .261 average (53-for-203) with 12 doubles, seven homers, and 27 RBI in away games...at home, batted .242 (57-for-236) with 18 doubles, five homers, and 32 RBI
- Smashed two home runs on May 20 at Chicago-NL, going 2-for-4 with two runs, two RBI and a walk...totaled two doubles in two different games: Aug. 28 at BOS and Sept. 4 vs. NYY, his first since June 11, 2021 vs. LAA

- Played in his 1000th Major League game on Sept. 22 vs. TOR, going 2-for-5 with a double and two RBI
- Will play with Team Venezuela in the 2023 World Baseball Classic

Had his best offensive month in May, slashing .277/.368/.554 with 83 at-bats for six homers and 18 RBI... bettered his numbers after the All-Star break, swinging a .272/.338/.372 slashline with 21 RBI...smashed all 12 home runs prior to the Midsummer Classic with Arizona...batted .282 with runners in scoring position, roping three homers and 41 RBI over 82 games...saw time in one postseason game, striking out in his only at-bat

2021

- Batted .259 (126-for-487) with 30 doubles, eight triples, eight home runs and 63 RBI in a career-high 150 games
- Named a finalist for the Rawlings Gold Glove Award in left field after posting a .989 fielding percentage in 1074.2 innings in 137 starts...committed just three errors
- Led the NL in triples and tied for the MLB lead (also: Shohei Ohtani/LAA)
- Batted well in both home and road contests, notching a .264/.335/.427 slashline with five home runs and 34 RBI at Chase Field and a .253/.316/.378 slashline with three home runs and 29 RBI in away games
- Swung a .455/.500/.727 slashline in bases loaded situations in 11 different games, notching one double, one triple, and 12 RBI

Notched a career-high seven RBI on April 22 at Cincinnati...his seven RBI also tied a club road record (also: Damion Easley on June 3, 2006, @ Braves (GM 2)...made first career pitching appearance May 14 vs. Nationals (3 ER/1.0 IP)... Notched the first game-ending HBP in club history July 6 vs. Rockies...swung a .267/.315/.419 slashline against lefties and batted .257/.327/.399 slashline against righties

2020

- Hit .300 (61-for-203) with 10 doubles, one triple, five home runs and 34 RBI in 54 games with Arizona
- Named a finalist for the Rawlings Gold Glove Award (LF) after logging 380.1 innings over 45 games, not committing an error in 87 total chances
- Hit .261 (12-for-46) off lefties, up from .237 in 2018 and .248 in 2019
- Led the team (12th overall in NL) with a .361 average with runners in scoring position (22-for-61)
- Notched fourth career walk-off plate appearance (single) on Aug. 17 vs. A's.

2019

- Was limited to just 99 games due to three stints on the injured list...hit .275 (105-for-382) with 29 doubles, 3 triples, 12 home runs and 57 RBI
- His 29 doubles were four more than his 2018 total (25) and two shy of his career best (31 in 2017)
- Hit .326 (30-for-92)/1.030 OPS with runners in scoring position
- Ranked among NL leaders at the time of his first IL placement on May 22 in doubles (T-3rd, 16), hits (T-3rd, 59), extra-base hits (T-8th, 25), average (9th, .309) and total bases (T-10th, 100)
- On the 10-day injured list twice with right AC joint inflammation (May 22 - June 3 and July 4-24) before being placed on the injured list on Aug. 24 for right shoulder surgery on Aug. 30 (performed by Dr. Timothy Kremchek in Cincinnati)
- Played two games with AZL Diamondbacks during a rehab assignment, going .250/.625/.250 in four at-bats...totaled three runs and four walks

2018

- Earned his first Louisville Slugger Silver Slugger Award after setting career highs in hits (164), home runs (30), RBI (87) and walks (48)
- Ranked among NL outfielders in home runs (4th, 30), OBP (4th, .518), RBI (5th, 86), OPS (6th, .869) and average (8th, .292)
- Was the sixth D-backs outfielder to reach the 30-homer milestone (stats at OF only) along with Luis Gonzalez (2000-01), Steve Finley (1999-2000), Reggie Sanders (2001), Chris Young (2007) and Justin Upton (2011)
- His six games of 4+ hits set a single-season club record and tied for second in the Majors with Giancarlo Stanton/NYY behind Mookie Betts/BOS (7)
- Reached base in a career-high 25 consecutive games from Sept. 18, 2017-April 20, 2018
- Hit his first walk-off homer on Aug. 6 vs. Phillies, a solo shot in the 14th inning (second walk-off plate appearance: walk on Sept. 27, 2017 vs. Giants).

2017

- Hit .293 AVG/.352 OBP/.444 SLG with 31 doubles, 14 home runs and 57 RBI in 140 games for Arizona
- Set career highs in runs (82) and doubles...his 17 games of 3+ hits were tied for seventh in the NL
- His four games of 4+ hits were tied for second in the NL with Bryce Harper and Ender Inciarte (5; DJ LeMahieu)

Hit .302/.357 OBP/.468 SLG with 27 doubles, 12 home runs and 44 RBI vs. right-handers...batted .323 with 37 extra-base hits, 36 RBI & 26 walks in D-backs wins...Named the D-backs' 2017 Marvin Miller Man of the Year...batted .222 with one walk and two runs in four Postseason games.

2016

- Limited to 48 games due to three stints on the injured list...hit .251 (43-for-171) with nine doubles, five triples, four homers and 15 RBI in his time with Arizona
- On the 15-day disabled list from May 15-June 6 (right wrist inflammation), June 20-July 29 (lower back sprain) and Aug. 7-end of season (right wrist inflammation)...underwent surgery to stabilize a tendon in his right wrist on Aug. 11 by Dr. Don Sheridan in Phoenix
- Made 36 starts in right field and four starts in center...Before being placed on the disabled list for the first time on May 15, led the team in games (33) and triples (3), tied for the team lead in runs (18), ranked second in hits (32) and third in doubles (7) and extra-base hits (13)

2015

- In his first full Major League season, hit .312 (144-for-462) with 26 doubles, 10 triples, 17 home runs and 78 RBI
- Is one of three D-backs with 10+ triples and 10+ home runs in a season, joining Steve Finley (1999, 2003) and Stephen Drew (2008-10)...was the only NL player to accomplish the feat in 2015
- Ranked among NL leaders in triples (1st, 10), slugging pct. (sixth, .522), OPS (sixth, .893) and average (eighth, .312)...His .903 OPS was second to the Nationals' Bryce Harper (1.116) for NL outfielders
- Compiled a .991 fielding pct. (2 E in 232 TC) in left field, second best in the NL behind the Pirates' Starling Marte (.995)...Finished second on the team and 12th in the NL in win probability added (3.49) [source: fangraphs.com]
- Reached base safely in a career-high 20 consecutive games from June 23-July 18 (.338; 25-for-74)

His .360 average (80-for-222) after the All-Star Break ranked second by a D-back all-time and was third in the NL in 2015...Batted .349 (61-for-175) with two outs, the fourth-best NL average... only the Marlins' Dee Gordon (.417), Giants' Buster Posey (.377) and Paul Goldschmidt (.355) were better....also was third in the NL with a .400 average (28-for-70) with runners in scoring position/two outs behind the Giants' Nori Aoki (.472) and Brewers' Adam Lind (.426)...Set a career-high and tied a club record (19th time) with five hits on Aug. 9 vs. Reds...Had a RBI in a career-high five consecutive games from Aug. 7-11 (10 total)...Boasted a career-high 13-game hitting streak from Sept. 1-16 (.306; 15-for-49).

2014

- Hit .286 (94-for-329) with 12 doubles, 9 triples, 8 home runs and 36 RBI in 88 games in his first Major League season with the D-backs
- Selected as the D-backs' Rookie of Year by the Arizona Chapter of the BBWAA
- Ranked among NL rookies in slugging percentage (1st, .450), OPS (1st, .770), triples (1st), average (2nd), multi-hit games (2nd, 30), extra-base hits (T-3rd, 29), hits (4th), RBI (4th) and total bases (5th, 148)
- His nine triples ranked second on the club's all-time rookie leaderboard, behind David Dellucci's 12 in 1998...were the most since Bryce Harper in 2012 (also 9)
- Played in 40 games in right field, 36 in left and 14 in center, combining for 6 outfield assists
- Recorded his first Major League hit on June 1 vs. Reds (single off Alfredo Simon) after having his contract selected from Double-A Mobile earlier in the day...Became sixth D-back with a multi-hit game in his debut and first since Adam Eaton on Sept. 4, 2012 @ Giants
- Recorded a hit in his first 7 games, the longest hit streak by a D-back to start his Major League career
- Hit his first homer on June 8 vs. Braves (off Aaron Harang)... Hit first grand slam on Aug. 9 vs. Rockies... also became the first D-backs rookie with at least 5 RBI in a game since Mark Reynolds on Aug. 30, 2007 (also 5)
- Steal of home on Aug. 8 vs. Rockies marked the sixth D-back to do so (last: Chris Young on Aug. 19, 2007 @ Braves)

Season-high 9-game hitting streak from June 29-July 9 (.429; 15-for-35)...batted .314 (27-for-86) in July, the second highest average among all rookies (.374 by Jose Abreu)...Did not play from Sept. 6-18 due to back discomfort...Hit .297 (60-for-202) with 6 home runs and 46 RBI in 53 games with Mobile...at the time of his promotion, ranked among SL leaders in doubles (T-1st, 17), RBI (T-1st), total bases (3rd), hits (4th), runs (4th), extra-base hits (5th, 24)...Appeared in 55 games with Margaritea in the Venezuelan Winter League and batted .319 (67-for-210) with 14 doubles, 2 home runs and 32 RBI...tied for fourth in the league in doubles and tied for ninth in RBI and hits

2013

- Played in 51 games with Single-A Visalia and hit .346 (72-for-208) with 15 doubles, 8 home runs and 42 RBI...signed by Arizona as a Minor League free agent on July 3
- Ranked among Single-A players from July 3-end of the season in average (8th) and RBI (12th)
- Began the season with Amarillo in the independent American Association and batted .352 (64-for-182) with 8 home runs and 38 RBI

2012

- Played with Wichita of the independent American Association and hit .332 (125-for-377) with 30 doubles, 3 homers, 70 RBI and 25 stolen bases

2011

- Hit .392 (133-for-339) with 30 doubles, 5 triples, 17 home runs and 81 RBI in 85 games with Rio Grande Valley in the independent North American Baseball League.....made one relief appearance (0 ER/1.0 IP)

2010

- Did not play

2009

- Began the season in St. Louis' organization but was released on May 5

2008

- Missed the entire season following his second surgery on his left shoulder.

2007

- Appeared in 15 games (8 starts) with Short-Season A Johnson City and went 1-5 with a 5.81 ERA (34 ER in 52.2 IP) and 56 strikeouts.

2006

- Was 1-1 with a 5.00 ERA (5 ER in 9.0 IP) in three games (two starts) with Johnson City...was placed on the 15-day DL on July 20 after undergoing left shoulder surgery and missed the remainder of the season.

2005

- Made his professional debut with Dominican Summer League Cardinals, going 3-2 with a 2.70 ERA (12 ER in 40.0 IP) in 9 games (8 starts)

Personal

Senger David Peralta...he and his wife, Jordan, had their first child, Sofia, on Aug. 14, 2017, David's 30th birthday...Second daughter, Isabella, was born March 19, 2020...Started playing baseball at three years old at the encouragement of his father, who worked for Bridgestone Tires for almost 40 years...played with Major Leaguers Felix Doubront, Alex Torres and Yangervis Solarte growing up...His favorite TV show is "Friends"...says it helped him learn English and watches it every night after coming home from the ballpark

Career Batting Record

Year	Team	AVG	G	AB	R	H	2B	3B	HR	RBI	SH	SF	HBP	BB	SO	SB	CS	OBP	SLG	E
2013	Visalia	.346	51	208	29	72	15	0	8	42	0	2	0	9	28	1	0	.370	.534	0
2014	Mobile	.297	53	202	33	60	17	1	6	46	0	1	2	18	21	2	0	.359	.480	1
	ARIZONA	.286	88	329	40	94	12	9	8	36	1	1	1	16	60	6	3	.320	.450	3
2015	ARIZONA	.312	149	462	61	144	26	10	17	78	0	7	4	44	107	9	4	.371	.522	4
2016	AZL D-Backs	.400	2	5	2	0	0	0	0	0	0	0	0	1	0	1	0	.500	.400	0
	Mobile	.167	2	6	1	1	1	0	0	1	0	0	0	0	1	0	1	.286	.333	0
	Reno	.276	9	29	6	8	4	0	0	2	0	1	0	4	5	0	0	.353	.414	0
	ARIZONA	.251	48	171	23	43	9	5	4	15	0	1	3	8	42	2	0	.295	.433	2
2017	ARIZONA	.293	140	525	82	154	31	3	14	57	0	3	6	43	94	8	4	.352	.444	4
2018	ARIZONA	.293	146	560	75	164	25	0	5	30	0	2	4	48	124	4	0	.352	.516	4
2019	AZL D-Backs	.250	2	4	3	1	0	0	0	0	0	0	0	4	0	0	0	.625	.250	0
	ARIZONA	.275	99	382	48	105	29	3	12	57	0	1	5	35	87	0	0	.343	.461	2
2020	ARIZONA	.300	54	203	19	61	10	1	5	34	0	2	0	13	45	1	0	.329	.433	0
2021	ARIZONA	.259	150	487	57	126	30	8	8	63	0	2	3	27	74	1	2	.316	.460	2
2022	ARIZONA	.248	87	278	29	69	19	2	12	41	0	3	2	27	74	1	2	.316	.460	2
	TAMPA BAY	.255	47	161	10	41	11	1	0	18	0	3	2	14	40	0	1	.317	.335	2
	Major League- 9 years	.281	1008	3558	444	1001	202	47	110	486	1	25	30	294	765	33	15	.339	.457	25
	Minor League- 4 years	.317	119	454	74	144	37	1	14	93	0	4	3	36	55	4	1	.368	.496	4

Career Postseason Batting Record

Year	Team	AVG	G	AB	R	H	2B	3B	HR	RBI	SH	SF	HBP	BB	SO	SB	CS	OBP	SLG
2017	NLDS: ARI vs. LAD	.222	4	18	2	4	0	0	0	0	0	0	0	1	1	0	0	.263	.222
2022	ALWC: TB vs. CLE	.000	1	0	0	0	0	0	0	0	0	0	0	0	1	0	0	.000	.000
	Postseason Totals	.211	5	19	2	4	0	0	0	0	0	0	0	1	2	0	0	.250	.211
	LWC Totals	.000	1	0	0	0	0	0	0	0	0	0	0	0	1	0	0	.000	.000
	LDS Totals	.222	4	18	2	4	0	0	0	0	0	0	0	1	1	0	0	.263	.222

Career Single-Game Bests

Most Hits: 5, (3x), last, April 22, 2021 at CIN
 Most RBI: 7, April 22, 2021 at CIN
 Most Home Runs: 2 (4x), last, May 20, 2022 at CHC
 Most Runs Scored: 4, June 21, 2017 at COL

Most Stolen Bases: 2, September 21, 2015 at LAD
 Most Walks: 3, (3x), last, April 26, 2017 vs. SD
 Longest Hitting Streak: 13 games, Sept. 1-15, 2015
 Grand Slams: 3, last, July 3, 2022 at COL (Kuhl)

Career Fielding Record

Position	PCT	G	PO	A	E	TC	DP
Left Field	.986	736	1317	18	18	1353	4
Center Field	1.000	23	38	0	0	38	0
Right Field	.992	176	353	7	3	363	3

Career Transactions

- September 26, 2004: Signed by the St. Louis Cardinals as an amateur free agent.
- July 3, 2013: Signed as a Free Agent with the Arizona Diamondbacks.
- July 30, 2022: Traded by the Arizona Diamondbacks to the Tampa Bay Rays for Christian Cerda (minors).
- February 16, 2023: Signed as a Free Agent with the Los Angeles Dodgers.

Injured List

- May 15 - June 6, 2016 (right wrist inflammation)
- June 20 - July 13, 2016 (low back sprain)
- May 24-June 3, 2019 (right AC joint inflammation)
- August 24- Sept. 29, 2019 (right AC joint inflammation)



Evan PHILLIPS

RHP | 59

@evan_phillips33

Bats: Right **Throws:** Right

Height: 6-2 **Weight:** 215

Opening Day Age: 28

Born: September 11, 1994 in Salisbury, MD

Resides: Salisbury, MD

Acquired: Claimed off waivers on August 16, 2021 from Tampa Bay

ML Service: 2.136

MLB Debut: July 3, 2018



Career Highlights

- * Maryland native enters his third year with Los Angeles after solidifying his position as a dependable reliever in the Dodger bullpen
- * In 120 career games (one start) in the Majors, the righty owns a 9-7 record and three saves with 4.01 ERA (58 ER/130.1IP) with 156 strikeouts...possesses a 10.77 strikeout-per-nine innings mark with a .214/.315/.324 career slashline
- * Went 10.1 innings without allowing a run from June 21 – July 14, 2022...did not allow a run in 15 straight outings from July 23 – Aug. 30 (14.2 IP)...posted a 0.27 WHIP in that span...only gave up two runs from Aug. 2 until the end of the year, a span of 24 outings
- * Earned his first Major League win on August 2, 2020 vs. Tampa Bay with Baltimore, tossing a scoreless frame with a strikeout...later recorded his first save on August 13, 2021 against Minnesota as a member of Tampa Bay, firing 3.0 innings of one-run ball, striking out two
- * Made his Major League debut with the Braves on July 3, 2018 at New York (AL), tossing 2.1 innings and allowing two runs on one hit, one home run with two walks and a strikeout
- * Became the 26th Maryland-born player to appear in a game for the Orioles on August 3, 2018
- * Owns a lifetime 19–20 record over 187 games (two starts) in the minors, producing a 3.76 ERA (110 ER/263.0 IP) with 306 strikeouts against 118 walks...has a 1.28 WHIP and has limited hitters to a .229 batting average
- * Was named a 2018 Mid-Season All-Star with Triple-A Gwinnett and in 2016 with Single-A Carolina...also awarded as an AFL Rising Star in 2016 with the Salt River Rafters
- * Originally selected by the Atlanta Braves in the 17th round of the 2015 First-Year Player Draft and signed by scout Billy Best

Year-By-Year

2022

- Dominant right-handed reliever had a breakout season, posting a 7-3 record in 64 games with a career-best 1.14 ERA (8 ER/63.0 IP) and 77 strikeouts against just 15 walks...set career highs in innings pitched, strikeouts, holds (19), games, and wins
- Held hitters to a career-low .165 average, allowing just eight runs to score in 64 appearances...limited right-handed hitters to a .142/.210/.204 slashline and lefties to a .170/.229/.220 slashline
- Pitched incredibly well when ahead in the count, holding the opposition to a .115 average (10-for-87) in 62 instances...when behind in the count, allowed hitters to a .234 average (11-for-47) in 55 games
- Among relievers with 50+ innings, he was the Major League leader in ERA, fourth in WHIP (0.76) and sixth in opponents' batting average against (.155)
- Went 10.1 innings without allowing a run from June 21st – July 14th...did not allow a run in 15 straight outings from July 23 – Aug. 30 (14.2 IP)...posted a 0.27 WHIP in that span...only gave up two runs from Aug. 2 until the end of the year, a span of 24 outings
- Did not allow an earned run in June and held opponents to a .135 average (5-for-43) with 12 strikeouts to just three walks...later held opponents to a 0.96 ERA (1ER/9.1IP) in September and struck out 14 to just three walks
- Earned all seven wins on home turf, posting a 1.41 ERA (5 ER/32.0 IP) with 41 strikeouts and just 11 walks in 33 outings...posted a 0.91 WHIP and limited hitters to a .165 average

Tallied 2+ strikeouts in 22 of 64 games, striking out the side in two instances (July 5 vs. COL, Sept. 18 at SF)...did not allow a hit over seven games from April 12 to April 29, striking out nine during the span and collected his first win of the season on April

16 vs. CIN...strung together nine straight appearances without giving up a hit from Aug. 6 – 30, striking out 10 batters in the process, not factoring in any decisions during the span...pitched in his second career Postseason, appearing in three games for 3.1 total innings, striking out six and walking just one, not factoring in any decisions

2021

- Made stops at Triple-A Norfolk and Triple-A Durham before appearing in one game with Tampa Bay and later seven games with Los Angeles
- Combined for a 1-1 record over eight games between the Rays and Dodgers, posting a 3.38 ERA (5 ER/13.1 IP) and 1.20 WHIP...struck out 11 batters and walked just five
- Recorded his first save on August 13, 2021 against Minnesota as a member of Tampa Bay, firing 3.0 innings of one-run ball, striking out two...his 3.0 innings matched his career-high
- Was tough against left-handed and right-handed batters, limiting the opposition to a .125 and .286 average respectively
- Struck out two batters in five different games and did not allow a run in four of his eight relief appearances
- Made his first Major League Postseason roster, pitching in two games for a total of 3.0 scoreless innings...allowed just one hit and struck out six
- Pitched in 18 games with Triple-A Norfolk, producing a 1-1 record...struck out 35 batters across 25.0 innings and walked 14, recording two holds
- With Triple-A Durham, the righty appeared in two games (one start) for 3.1 innings, striking out three without issuing a walk

2020

- Pitched in 14 games for Baltimore, registering a 1-1 record with a 5.02 ERA (8 ER/14.1 IP)
- Struck out 20 batters and walked ten...put out a 1.67 WHIP
- Limited lefties to a .158 average while keeping right-handed batters to a .297 average...also did not give up a hit in any bases loaded situations
- Earned his Major League win on August 2, 2020 vs. Tampa Bay with Baltimore, tossing a scoreless frame with a strikeout
- His longest outing occurred on Sept. 19 against Tampa Bay, where he tossed 2.0 scoreless innings with four strikeouts and just one hit allowed
- Fanned four batters on two different days (9/17 at TB, 9/19 vs. TB)...did not allow a walk in nine of his 14 relief appearances
- Did not allow a run in ten of his 14 outings, striking out 16 through 10.2 innings

2019

- Bounced between Triple-A Norfolk and the Orioles...made eight different stints in the big leagues throughout the year
- Was recalled on April 9 and made his season debut that night against Oakland, working a career-high 3.0 shutout innings in relief and striking out a career-high four batters
- Struck out 40 batters in 28.0 innings with the Orioles, averaging 12.86 strikeout-per-nine innings mark...struck out multiple batters in 12 of his 25 appearances
- Recalled as the 26th player for the doubleheader on May 15...was later recalled for the final time on September 3, allowing just one run in his final seven appearances (8.2 IP)
- Made 27 appearances for Triple-A Norfolk, going 1-2 with a 3.86 ERA (17 ER/39.2 IP), 17 walks, and 44 strikeouts

2018

- * Made his Major League debut with the Braves on July 3 at NYY, tossing 2.1 innings and allowing two runs on one hit, one home run with two walks and a strikeout
- * Made his Orioles debut on August 3 at Texas, tossing 2.0 scoreless frames with three strikeouts
- * Registered his first career start on Sept. 17 vs. Toronto, working 2.0 innings and allowing three runs on three hits, one home run, with two punchouts
- * Made four appearances for Atlanta, going 0-0 with a 8.53 ERA (6 ER/6.1 IP), four walks, and three strikeouts
- * Made 39 appearances combined between Triple-A Gwinnett and Triple-A Norfolk, going 4-6 with eight saves, a 2.28 ERA (13 ER/51.1 IP) and 72 strikeouts
- * Became the 26th Maryland-born player to appear in a game for the Orioles

2017

- * Made 40 combined appearances between Double-A Mississippi and Triple-A Gwinnett, going 3-4 with a 6.14 ERA (35 ER/51.1 IP) and 53 punchouts
- * Started the campaign with Mississippi before being promoted to Gwinnett on May 30...made two stints on the injured list, from May 10-17 with a left toe contusion and again from August 24-31 with a left thigh bruise
- * Allowed only one run in a stretch of 20.1 innings, spanning from May 9 – June 30, lowering his ERA from 12.83 to 0.71 during that span

2016

- Divided his season between Single-A Advanced Carolina and Double-A Mississippi, combining to go 8-4 with a 3.02 ERA (21 ER/62.2 IP) with 62 strikeouts in 43 games
- Was second among Braves minor leaguers in saves (10) and was tied for seventh in wins (8)

• Named a Carolina League Mid-Season All-Star...following the season, he played for the Salt River Rafters of the Arizona Fall League

2015

- Split his first professional season between Rookie-level Danville and Single-A Rome...pitched to a 2-3 record with a 2.73 (9 ER/29.2 IP) and 37 strikeouts in 18 games across two levels
- His 11.2 strikeout-per-nine innings was the fifth-highest mark in the Braves minor leagues (min. 20.0 IP)

Personal

Evan John Phillips...married to wife Elizabeth...born on Sept. 11, 1994 in Salisbury, Maryland...attended college at University of North Carolina Wilmington...originally selected by the Atlanta Braves in the 17th round of the 2015 First-Year Player Draft...signed by scout Billy Best

Career Pitching Record

Year	Team	W-L	ERA	G	GS	CG	SHO	SV	IP	H	R	ER	HR	HB	BB	SO	WP	BK	AVG
2015	Danville	1-1	0.68	6	0	0	0	0	13.1	8	1	1	1	0	4	17	1	0	.178
	Rome	1-2	4.41	12	0	0	0	2	16.1	13	9	8	1	2	8	20	3	0	.228
2016	Carolina	2-1	1.27	21	0	0	0	8	28.1	18	6	4	0	1	8	19	0	0	.180
	Mississippi	6-3	4.46	22	0	0	0	2	34.1	33	21	17	2	1	16	43	3	0	.262
2017	Mississippi	1-1	8.14	15	0	0	0	1	21.0	22	19	19	5	1	11	24	1	0	.278
	Gwinnett	2-3	4.75	25	1	0	0	2	30.1	30	17	16	1	3	23	29	2	0	.268
2018	Gwinnett	4-4	1.99	31	0	0	0	8	40.2	28	12	9	1	4	14	59	4	0	.199
	Norfolk	0-2	3.38	8	0	0	0	0	10.2	6	4	4	1	0	3	13	0	0	.158
	BALTIMORE	0-1	18.56	5	1	0	0	0	5.1	7	13	11	2	1	6	5	1	0	.304
2019	ATLANTA	0-0	8.53	4	0	0	0	0	6.1	6	6	6	3	0	4	3	0	0	.240
	Norfolk	1-2	3.86	27	0	0	0	1	39.2	35	18	17	2	3	17	44	5	0	.233
	BALTIMORE	0-1	6.43	25	0	0	0	0	28.0	32	20	20	2	5	20	40	2	0	.286
2020	BALTIMORE	1-1	5.02	14	0	0	0	0	14.1	14	8	8	1	3	10	20	1	1	.250
	Durham	0-0	2.70	2	1	0	0	0	3.1	4	1	1	0	0	0	3	0	0	.286
2021	Norfolk	1-1	5.04	18	0	0	0	0	25.0	21	16	14	5	0	14	35	2	1	.233
	TAMPA BAY	0-0	3.00	1	0	0	0	1	3.0	3	1	1	1	0	0	2	0	0	.250
	LOS ANGELES	1-1	3.48	7	0	0	0	0	10.1	8	5	4	0	1	5	9	1	0	.200
2022	LOS ANGELES	7-3	1.14	64	0	0	0	2	63.0	33	11	8	2	3	15	77	0	0	.155
Major League - 5 years		9-7	4.01	120	1	0	0	3	130.1	103	64	58	11	13	60	156	5	1	.214
Los Angeles - 2 years		8-4	1.47	71	0	0	0	2	73.1	41	16	12	2	4	20	86	0	1	.155
Minor League - 6 years		19-20	3.76	187	2	0	0	24	263.0	218	124	110	19	15	118	306	21	1	.229

Career Postseason Pitching Record

Year	Team	W-L	ERA	G	GS	CG	SHO	SV	IP	H	R	ER	HR	HB	BB	SO	WP	BK
2021	NLCS: LAD vs. ATL	1-0	0.00	2	0	0	0	0	3.0	1	0	0	0	0	2	6	0	0
2022	NLDS: LAD vs. SD	0-0	0.00	3	0	0	0	0	3.1	1	0	0	0	0	1	6	0	0
Postseason Totals		1-0	0.00	5	0	0	0	0	6.1	2	0	0	0	0	3	12	0	0
LDS Totals		0-0	0.00	3	0	0	0	0	3.1	1	0	0	0	0	1	6	0	0
LCS Totals		1-0	0.00	2	0	0	0	0	3.0	1	0	0	0	0	2	6	0	0

Career Single-Game Bests

Low-Hit Complete Game:	---	Most Strikeouts:	4, (3x), last, Sept. 19, 2020 vs. TB
Most Innings Pitched Starter:	2.0, Sept. 17, 2018 vs. TOR	Most Walks:	4, August 16, 2020 vs. WAS
Most Innings Pitched Reliever:	3.0, (2x), last, August 13, 2021 at MIN	Longest Winning Streak:	6 games, June 30, 2022 - current
Most Earned Runs Allowed:	4, (4x), last, August 15, 2018 vs. NYM	Longest Losing Streak:	3 games, April 30 - June 17, 2022

Career Fielding Record

Position	PCT	G	PO	A	E	TC	DP
Pitcher	1.000	120	4	10	0	14	0

Career Transactions

- June 10, 2015: Drafted by the Atlanta Braves in the 17th round of the 2015 amateur draft. Player signed June 12, 2015.
- July 31, 2018: Traded by the Atlanta Braves with Brett Cumberland (minors), JC Encarnación (minors), Bruce Zimmermann and international bonus slot money to the Baltimore Orioles for Kevin Gausman and Darren O'Day.
- August 4, 2021: Signed as a Free Agent with the Tampa Bay Rays.
- August 16, 2021: Selected off waivers by the Los Angeles Dodgers from the Tampa Bay Rays.

Injured List

- Sept. 23 -28, 2020 (right elbow inflammation)
- August 20 - 30, 2021 (right quad strain)



Alex REYES

RHP | 27

@alexreyes_29

Bats: Right **Throws:** Right

Height: 6-4 **Weight:** 220

Opening Day Age: 28

Born: August 29, 1994 in Elizabeth, NJ

Resides: Miami, FL

Acquired: Signed as a free agent on February 16, 2023

ML Service: 5.056

MLB Debut: August 9, 2016



Career Summary

- * 2021 All-Star pitcher joins the Dodgers in his first season after spending his career with St. Louis
- * Owns a career Major League record of 16-11 with a 2.86 ERA (46 ER/145.0 IP) and 31 saves, striking out 177 batters against 97 walks in 101 games (seven starts)
- * Posted a career Minor League record of 24-25 with a 3.53 ERA (155 ER/394.2 IP), striking out 542 batters against 204 walks in 85 games (82 starts)
- * Made his Major League debut August 9, 2016 vs. CIN in the 9th inning...struck out Adam Duvall as his first opposing batter in his first relief appearance in professional baseball
- * Tallied his first Major League win August 13, 2016 at CHI throwing 3.0 scoreless relief innings...allowed one hit with three strikeouts
- * Earned his first MLB save August 19, 2016 at PHI, throwing a scoreless frame...gave up one hit, one walk, and striking out one
- * Garnered his first professional win on June 26, 2013, tossing 6.0 IP...only gave up one hit and one walk while striking out a season-high 11
- * Named to the 2021 All-Star team...tossed 0.2 innings, giving up one hit and striking out Mike Zunino
- * Signed with St. Louis to a Minor League contract on December 3, 2013 as an international free agent

Year-By-Year

2022

• Was put on the injured list before the season started on March 25 after sustaining a shoulder injury in Spring Training...missed the entirety of the season after the injury required surgery

2021

- Amassed a 10-8 record with a career-high 29 saves and a 3.24 ERA (26 ER/72.1 IP) in a career-high 69 relief appearances...struck out 95 batters against 52 walks
- Opened the season with 22 straight saves without a blown save (April 5–July 18)
- Selected by MLB as a National League All-Star, becoming the first Cardinals All-Star reliever since Trevor Rosenthal (2015)...tossed 0.2 innings in the top of the eighth inning, giving up one hit and striking out Mike Zunino
- Recognized as a candidate for MLB Reliever for the Month of May after going 2-1 with a 1.15 ERA (15.2 IP), 15 strikeouts, and an MLB-leading nine saves in the month
- Gave up a walk-off two-run homer by Chris Taylor in the bottom of the 9th inning in the 3-1 loss to Los Angeles in the National League Wild Card Game

His 24 straight saves without a blown save was also a new franchise record, surpassing Cardinals Hall of Famer Jason Isringhausen (23 from June 29, 2007–April 9, 2008)...became the sixth Cardinal in history to record 10 wins as a relief pitcher and the first since John Gant (11 in 2019)...limited opponents to a .152 batting average with runners on base, 3rd-lowest in the NL... made 10 appearances of four outs or more, which included three saves

2020

- Compiled 15 appearances for St. Louis (one start), notching a 2-1 record with one save and a 3.20 ERA (7 ER/19.2 IP)...struck out 27 batters against 14 walks
 - Made his only start of the season August 17 vs. CHC, tossing one inning...giving up one run and three walks while striking out two
 - Averaged career-high 97.5 mph on his fastball, (12th fastest in MLB), 97.8 mph on his sinker (6th in MLB)
 - Appeared in Games 1 and 3 of the Wild Card Series at SD...recorded a four-out save retiring all four batters while stranding two inherited runners to rescue Game 1 in his first career postseason appearance...allowed three runs (one earned) in 2.0 innings in Game 3
- Fanned a batter in 13 of 15 appearances (10 outings of multiple strikeouts)...seven of his appearances were of four outs or more, T-2nd on the Cardinals and 13th among NL relievers...did not allow an earned run on the road in six outings (7.2 IP)

2019

- Made St. Louis Opening Day roster...appearing in four games out of the bullpen, allowing five runs with one strikeout and six walks over 3.0 innings
 - Optioned to Triple-A Memphis April 7, where he participated in 10 games (seven starts) over two stints, tossing a 1-3 record and a 7.39 ERA (23 ER/28.0 IP)...struck out 38 batters against 24 walks
 - Started two games Advanced-A Palm Beach after breaking his pinkie, going 0-1 with a 1.93 ERA (2 ER/9.1 IP)...gave up nine hits and walked three on 11 strikeouts
 - Strained his right pectoral muscle during on June 23 start with Triple-A Memphis and missed the remainder of the season
- Spewed a season-high 10 strikeouts June 8 with Triple-A Memphis...had a combined five hitless appearances on the season...boasted his best month in April with Triple-A Memphis, going 1-0 with a 2.61 ERA (3 ER/10.1 IP) in five games (two starts), striking out nine batters while holding them to a .129 average

2018

- Made four rehab appearances with all four St. Louis Minor League affiliates to begin the season...notching a combined 3-0 record with a 0.00 ERA tossing 23.0 scoreless innings allowing seven hits with 44 strikeouts
 - In his one appearance with St. Louis on May 30, pitching 4.0 scoreless innings of three-hit ball with two walks and two strikeouts in a no-decision
 - Placed on injury list the next day with a right lat strain ending his season...underwent surgery on June 6
- Struck out 12 batters over 5.0 scoreless innings allowing one hit and two walks covering 80 pitches in his appearance with Single-A Peoria...matched the Double-A Springfield franchise record with 13 strikeouts over 7.2 scoreless innings of one-hit baseball...fired 7.0 scoreless innings of one-hit ball with Triple-A Memphis, extending his scoreless streak to 23.0 innings during his four rehab starts, also struck out 13 batters for the second consecutive rehab start

2017

- Missed the entire season following Tommy John surgery on his right elbow in February

2016

- Split the season between Triple-A Memphis (14 G) and St. Louis (12 G, 5 GS)
- With Triple-A Memphis, tossed a 2-3 record with one save and a 4.96 ERA (36 ER/65.1 IP), striking out 93 batters against 32 walks
- Made his Major League debut August 9 vs. CIN in the 9th inning...struck out Adam Duvall as his first opposing batter in his first relief appearance in professional baseball
- Tallied his first Major League win August 13 at CHI throwing 3.0 scoreless relief innings...allowed one hit with three strikeouts
- Earned his first MLB save August 19 at PHI, throwing a scoreless frame...gave up one hit, one walk, and striking out one
- With St. Louis, tabbed a 4-1 record and one save with a 1.57 ERA (8 ER/46.0 IP), striking out 52 batters...held batters to a .201 average and a 1.22 WHIP

Won three straight decisions (9/13-24) with two starts with St. Louis...his 52 strikeouts were the most by a Cardinals rookie in his first 12 career games since Joe Magrane's 53 (81.2 IP) in 1987...limited right-handed batters to a .170 average (16-94) with a .120 BA (9-for-75) with runners on base and .132 (5-for-38) with runners in scoring position...selected to the All-Star Futures Game for the second year in a row

2015

- Spent a majority of the at Advanced-A Palm Beach (13 G)...also made stops at Double-A Springfield (8 G) and one rehab start at Rookie-level GCL Cardinals
- With Advanced-A Palm Beach, went 2-5 with a 2.26 ERA (16 ER/63.2 IP), striking out 96 batters against 31 walks
- With Double-A Springfield, notched a 3-2 record with a 3.12 ERA (12 ER/34.2 IP)...struck out 52 batters and walked 18

- Tossed 3.0 innings in one appearance with GCL Cardinals...struck out three
- Received multiple awards including Cardinals Minor League Co-Pitcher of the Year, Cardinals Minor League Pitcher of the Month in April, Florida State League All-Star, Texas League Pitcher of the Week (8/10-17), and was selected to the Arizona Fall League Fall Stars Game...did not pitch

Led Cardinals Minor League pitchers in strikeouts (151) and strikeouts per nine innings pitched (13.41) while ranking in the Top 10 in games started (22, T8th), ERA (2.49, 5th), and opponent batting average (.197, 2nd)... had a combined six scoreless appearances

2014

- Spent the entirety of the season with Single-A Peoria, tossing a 7-7 record with a 3.62 ERA (44 ER/109.1 IP), striking out 137 batters against 61 walks
- Led all Cardinals minor league pitchers with 137 strikeouts and ranked 8th in strikeouts/9 IP (11.28)...ranked fifth in the Midwest League in strikeouts and third in walks (61)
- Struck out 10 or more batters three times including consecutive starts (11 at Burlington 8/12 & 10 vs. Beloit 8/18)
- Named MiLB.com Organization All-Star

2013

- Played 12 games for Rookie-level Johnson City, going 6-4 with a 3.39 ERA (22 ER/58.1 IP)...struck out 68 batters against 28 walks
- Garnered his first professional win on June 26, tossing 6.0 IP...only gave up one hit and one walk while striking out a season-high 11
- Ranked tied for third in the Appalachian League in wins (6), fifth in strikeouts (68), tied for third in games started (12) and second in strikeouts per nine innings (10.49)

Personal

Alexander Reyes...born August 29, 1994 in Elizabeth, New Jersey...lives in Coconut Creek, FL with his wife, Karina, daughter, Aleyka, and son, Alex Jr...played high school baseball at Elizabeth (N.J.) High School...moved to the Dominican Republic in 2011 where he was signed as an international free agent...signed with St. Louis to a Minor League contract on December, 3, 2013

Career Pitching Record

Year	Team	W-L	ERA	G	GS	CG	SHO	SV	IP	H	R	ER	HR	HB	BB	SO	WP	BK	AVG
2013	Johnson City	6-4	3.39	12	12	0	0	0	58.1	54	26	22	1	4	28	68	8	1	.249
2014	Peoria	7-7	3.62	21	21	1	0	0	109.1	82	54	44	6	3	61	137	10	3	.207
2015	GCL Cardinals	0-0	0.00	1	1	0	0	0	3.0	0	0	0	0	0	1	3	0	0	.000
	Palm Beach	2-5	2.26	13	13	0	0	0	63.2	49	20	16	0	3	31	96	4	2	.216
2016	Memphis	2-3	4.96	14	14	0	0	0	65.1	63	38	36	6	4	32	93	7	1	.252
	ST LOUIS	4-1	1.57	12	5	0	0	1	46.0	33	8	8	1	0	23	52	3	1	.201
2018	Peoria	1-0	0.00	1	1	0	0	0	5.0	1	0	0	0	0	2	12	0	0	.063
	Palm Beach	0-0	0.00	1	1	0	0	0	3.1	4	0	0	0	0	1	6	0	0	.286
	Springfield	1-0	0.00	1	1	0	0	0	7.2	1	0	0	0	0	3	13	1	0	.045
	Memphis	1-0	0.00	1	1	0	0	0	7.0	1	0	0	0	0	1	13	0	0	.048
	ST. LOUIS	0-0	0.00	1	1	0	0	0	4.0	3	0	0	0	1	2	2	0	0	.250
2019	Palm Beach	0-1	1.93	2	2	0	0	0	9.1	9	4	2	0	0	3	11	1	0	.250
	Memphis	1-3	7.39	10	7	0	0	0	28.0	27	24	23	5	1	24	38	3	0	.265
	ST. LOUIS	0-1	15.00	4	0	0	0	0	3.0	2	5	5	1	0	6	1	1	0	.200
2020	ST. LOUIS	2-1	3.20	15	1	0	0	1	19.2	14	10	7	1	0	14	27	2	0	.197
2021	ST. LOUIS	10-8	3.24	69	0	0	0	29	72.1	46	32	26	9	2	52	95	10	1	.176
Major League - 5 years		16-11	2.86	101	7	0	0	31	145.0	98	55	46	12	3	97	177	16	2	.189
Minor League - 6 years		24-25	3.53	85	82	1	0	0	394.2	312	180	155	19	17	204	542	39	8	.218

Career Postseason Pitching Record

Year	Team	W-L	ERA	G	GS	CG	SHO	SV	IP	H	R	ER	HR	HB	BB	SO	WP	BK
2020	NLWC: STL vs. SD	0-0	2.70	2	0	0	0	1	3.1	2	3	1	1	0	2	3	0	0
2021	NLWC: STL vs. LAD	0-0	---	1	0	0	0	0	0.0	1	1	1	1	0	0	0	0	0
Postseason Totals		0-0	5.40	3	0	0	0	1	3.1	3	4	2	2	0	2	3	0	0
WC Totals		0-0	5.40	3	0	0	0	1	3.1	3	4	2	2	0	2	3	0	0

Career Single-Game Bests

Low-Hit Complete Game:	None	Most Strikeouts:	7, September 2, 2016 at CIN
Most Innings Pitched - Starter:	7.0, September 18, 2016 at SF	Most Walks:	6, September 13, 2016 vs. CHC
Most Innings Pitched - Reliever:	4.1, September 13, 2016 vs. CHC	Longest Winning Streak:	5 games, September 9, 2021 - current
Most Earned Runs Allowed:	4, Sept. 24, 2021 at CHC	Longest Losing Streak:	6 games, July 4 - September 5, 2021

Career Fielding Record

Position	PCT	G	PO	A	E	TC	DP
Pitcher	.833	101	7	13	4	24	1

Career Transactions

- December 3, 2012: Signed by the St. Louis Cardinals as an amateur free agent.
- February 16, 2023: Signed as a Free Agent with the Los Angeles Dodgers.

Injured List

- March 30 - November 6, 2017 (right elbow injury)
- March 28 - May 30, 2018 (right elbow injury)
- May 31 - June 29, 2018 (right latissimus strain)
- August 5 - November 11, 2020 (right shoulder injury)



Miguel ROJAS

IF | 11

@miggyslocker

Bats: Right **Throws:** Right**Height:** 6-0 **Weight:** 188**Opening Day Age:** 34**Born:** February 24, 1989 in Los Teques, Venezuela**Resides:** Miami, FL**Acquired:** Traded from the Miami Marlins for SS Jacob Amaya on Jan 11, 2023**ML Service:** 8.043**MLB Debut:** June 6, 2014

Career Summary

* Venezuelan born infielder returns to the Dodgers after being traded for infielder Jacob Amaya during the 2022 offseason...made Major League debut with the Boys in Blue on June 6, 2014

* In nine Major League seasons with the Marlins (2015-2022) and the Dodgers (2014), the righty owns a .260/.314/.358 career slashline in 955 games for 139 doubles, ten triples, 39 home runs, and 269 RBI...has stolen 18 bases and walked 194 times

* Named the Marlins' winner of the MLBPA Heart and Hustle Award for the 2019 and 2021 season, an esteemed award that honors active players who demonstrate a passion for the game of baseball and best embody the values, spirit, and traditions of the game

* Named a Rawling Gold Glove Award finalist at shortstop in 2020 after making just three errors in 165 chances (.982)...was also the Marlins nominee for the 2020 Roberto Clemente Award

* Named the Jeff Conine "Mr. Marlin" award winner by South Florida BBWAA in both 2018 and 2021, given to the player whose commitment to the game is embodied in his integrity and unselfish play (Baseball Almanac)

* Recorded first career walk-off hit on March 30, 2018 vs. Cubs with a single, marked his second career walk-off RBI (sac fly on August 26, 2017 vs. San Diego)

* Hit first career home run on July 9, 2014 at Detroit off of Max Scherzer...started his first Major League game on June 8, 2014 at Colorado at third base and notched his first career hit (single) and RBI in top of sixth inning

* Made his Major League debut with the Dodgers on June 6, 2014 at Colorado as a defensive replacement at shortstop in the eighth inning...later made his first career start on June 8 at Colorado at third base

* Spent his first seven professional minor league seasons in the Reds organization, first seeing action with the Venezuelan Summer League in 200

* Signed as a non-drafted free agent on Nov. 24, 2005 by the Reds by scouts Luis Baez and Maximo Rombley

Year-By-Year

2022

- Slashed .236/.283/.323 in 140 games (team-high) for Miami, totaling 19 doubles, two triples, six home runs, and 36 RBI...struck out 61 times and walked 26
- Led the charge in multiple offensive categories: games (1st, 140), hits (1st, 111), total bases (4th, 152), and doubles (5th, 18)
- Started 132 games at shortstop (136 GP), producing a .987 fielding percentage, committing just seven errors in 531 total chances...also appeared at first base for ten games over 28.0 innings
- Stole nine bases, tying his second-highest mark (2019)...set a career-best in 2021 with 13 swipes
- Established an eight-game hitting streak from July 22 – 31, slashing .323/.364/.419 during that span with three doubles and six RBI...was tied for fourth best on the team with Jacob Stallings
- Carried a ten-game on-base streak from May 20 – June 1, hitting .297 (11-for-37) with three doubles and six RBI during the span...currently on a seven-game on-base streak dating back to Sept. 24
- Produced his best offensive month in June, slashing .281/.330/.416/.746 with three doubles, three homers, and 11 RBI

- Recorded a .353 average (6-for-17) in 17 games with a 2-0 count, also averaged .333 (18-for-54) in 46 games with a 0-1 count and a .333 average (24-for-72) when starting a fresh at-bat...faired well when behind in the count, producing a .269/.282/.325 slashline in 100 games

- Was traded to the Dodgers on January 11 for shortstop Jacob Amaya

Had two six-game on-base streaks: June 11 – June 17 and June 26 – July 2, totaling five doubles two homers, and seven RBI during the 12 games...held a .222/.280/.305 slashline with seven doubles and three homers for 20 RBI during 71 home contests compared to a .250/.280/.305 slashline across 69 road games with 12 doubles, three home runs, and 16 RBI...had similar offensive numbers before and after the All-Star break, averaging .240 (66-for-275) with 21 RBI before the Midsummer Classic and a .230 (45-for-196) average with 15 RBI after the game...did not record a hit as a pinch hitter over three at-bats...established a six-game hit streak from June 26 – July 2, averaging .350 (7-for-20) with one home run and three RBI

2021

- Played in 132 games with the Marlins, hitting .265 with career highs for a single season with 30 doubles, 36 walks and 13 stolen bases...also smashed nine home runs and 48 RBI

- Named the Marlins' winner of the MLBPA Heart and Hustle Award for the 2021 season, an esteemed award that honors active players who demonstrate a passion for the game of baseball and best embody the values, spirit, and traditions of the game

- Named the Jeff Conine "Mr. Marlin" award winner by South Florida BBWAA, given to the player whose commitment to the game is embodied in his integrity and unselfish play (Baseball Almanac)

- Had 36 multi-hit games on the season and owned .768 OPS at home (69 games) and .658 OPS on the road (63 games)

- Played shortstop for 128 games (124 GS) for a total of 1073.0 innings, committing just 11 errors in 485 total chances...contributed with 283 assists

- Missed 18 games from May 28-June 18 with a left index finger dislocation

2020

- Averaged .304 with four home runs, 10 doubles and 20 RBI in 40 games in 2020...started the season 7-for-10 with a home run, double, triple and five RBIs before landing on the Injured List on Aug. 4

- Hit a game-tying three-run home run against PHI to help win the opening series of the season

- In his first at-bat back from the IL on Aug. 21, hit a three-run home run off Washington's Patrick Corbin in the 2nd inning at Nationals Park

- Had hits in each of his first three Postseason games, including a home run in the second inning Game 1 of the Division Series against Atlanta off Max Fried

- Named a Rawling Gold Glove Award finalist at shortstop at the end of the season after making just three errors in 165 chances (.982)...was also named the Marlins nominee for the 2020 Roberto Clemente Award

2019

- Entered his fifth season with the Marlins and set new career-highs in hits (137), doubles (29), runs scored (52), and walks (32)...hit .285 (137-for-483), his highest single-season average since batting .290 in 90 games in 2017

- His .285 average as a shortstop was the sixth-best mark in the National League, and the eighth best average by a Marlin, the best since José Reyes hit .287 in 2012

- Homered in three consecutive games from July 27-29, all coming from the leadoff spot. The first two home runs of this streak were leadoff homers, while the third came in the second inning...He was just the third Marlin (fourth time) to homer in three straight games when batting leadoff, joining Hanley Ramirez (June 29-July 1, 2008; August 4-7, 2007) and Cliff Floyd (April 1-3, 1998). According to the Elias Sports Bureau, he was just the second player in Club history with a leadoff homer in back-to-back games, joining Hanley Ramirez, who did so on July 17-18, 2006 vs. Washington...His three leadoff homers tied for the fourth-most in Club history (Hanley Ramirez holds the top three spots)

- On September 17 at Arizona, went 4-for-6 with three doubles and six RBI, setting a career high in RBI and tying a career best in doubles...He became just the second shortstop since 1900 to record three-or-more doubles and at least six RBI in a single game. The other was St. Louis's Ozzie Smith, who did so on June 17, 1993 at the Cubs (5-for-5, 3 2B, 6 RBI) (Elias Sports Bureau)

- Had a career-long 12-game hitting streak from July 21 through the second game of a double header at the Mets on August 5 (.372; 16-for-43, 2B, 3B, 3 HR, 4 RBI). Left game two of that doubleheader with a right hamstring strain and was placed on 10-day IL on August 7

- Was reinstated from Injured List on Sept. 1 and batted .288 (23-for-80) over his final 19 games of the season

2018

- Continued to set career-highs for games (153), runs scored (44), hits (123), home runs (11), RBI (53) and steals (6) in 153 games with Miami

- First Marlin playing primarily at shortstop to reach 10 home runs since Jose Reyes in 2012 (11)

- Named 2018 "Mr. Marlin" award winner by South Florida BBWAA

- Recorded first career walk-off hit on March 30 vs. Cubs (single); marked second career walk-off RBI (sac

fly on August 26, 2017 vs. San Diego)

- Had 10-game hitting streak from April 7-17, batting .350 (14-for-40) with a double, two home runs, and three RBI, marking longest hitting streak of career within a single season, and tied for longest career hitting streak spanning multiple years (also, September 25, 2017 to April 1, 2018)
- Launched first career multi-HR game on May 20 at Atlanta.

2017

- Started the season with the Marlins before being placed on the Injured List on May 8 with a right thumb fracture...did not play baseball until July 8
- Bounced back to set new career highs in runs (37), hits (79), doubles (16), triples (2), RBI (26), and average (.290) as the Club's primary shortstop despite missing most of first half with the right thumb fracture...his average ranked third on the team behind Marcell Ozuna (.312) and Dee Gordon (.308)
- Recipient of the "Good Guy" Award, as voted on by the South Florida chapter of BBWAA
- Had a hit in 52 of 75 starts, batting .288 (76-for-264)...made 70 starts at shortstop, three at third base and two at second base
- Recorded career-high four RBI on September 25 at Colorado...had eight-game hitting streak (.375/12-for-32) snapped on September 24 at Arizona; was tied for career best
- Posted first career walk-off RBI with sac fly in 11th inning on August 26 vs. San Diego
- Made 10 rehab appearances with Double-A Jacksonville (two games; .143/1x7) and Single-A Jupiter (eight games; .308/8x26).

2016

- Spent the entire season at the Major League level with the Marlins, batting .247/.288/.325 in 123 games...established a career-high 48 hits
- Had first career stolen base on June 23 vs. Cubs...later became just seventh player in Club history to go 2-for-2 with 2 runs scored coming off the bench on June 26; first since Gaby Sanchez (4/16/10)
- Had a hit in 15 of last 22 games started (.293/22-for-75), with seven doubles, a home run, and four RBI...Batted .262 (37-for-41) in 44 starts overall, with 10 doubles, a home run, and 13 RBI
- Made first of 41 career appearances at first base on April 5 vs. Detroit, and first of three starts there on July 24 vs. the Mets, making no errors in 104.1 innings at first base, none in 170.2 innings at second base, and none in 43.0 innings at third base; made 4 errors in 208.2 innings at shortstop

2015

- Opened season with Triple-A New Orleans in the Marlins organization after an off-season trade with the Dodgers with teammates Dee Gordon and Dan Haren
- Batted .301 (75-for-249) in 65 games through June 26 with Triple-A New Orleans before being recalled to Marlins for remainder of season...Led NOLA in hits at time of recall
- Opened 2015 with .328 (20-for-61) average in April, followed by .347 (34-for-98) mark in May that earned him Marlins' Minor League Player of the Month award
- Appeared in 60 games for Miami after recall, making his Marlins' debut on June 27 vs. the Dodgers, his former team...recorded career bests in hits (40), doubles (7), RBI (17), and average (.282)
- Hit .354 (23-for-65) over last 20 games, with three doubles, a home run, and nine RBI...his average over that stretch (September 11-end of season) led Major League shortstops.
- Appeared in 18 games for Tiburones de La Guaira in Venezuelan Winter League following the season, batting .177 (11x62) with seven runs scored and five RBI.

In 24 games off the bench, batted .273 (6-for-22), with two doubles and four RBI...Had three-run pinch-hit double on August 5 vs. the Mets; first such hit by a Marlins' player since Brett Carroll on September 2, 2009 vs. Atlanta, also tying his career single-game high with three RBI...Tied career-high with three hits on July 2 vs. San Francisco and Sept. 25 vs. Atlanta (also, Aug. 10, 2014 at Milwaukee)

2014

- Opened season with Triple-A Albuquerque and hit .302 (48-for-159) in 51 games prior to selection to Major League roster on June 6
- After batting just .246 (15-for-61) over 21 games in April, rebounded by batting (33-for-98) over 30 games in May (27) and June (3), with 21 runs scored, four home runs and nine RBI...hit home runs in consecutive games on May 28 - 29 (both at Sacramento) and June 2 - 3 (both vs. Salt Lake), marking first back-to-back games with homers in career
- Was in midst of eight-game hitting streak at time of promotion, batting .412 (14-for-34)... Scored at least one run in every game during that stretch (12 total), including three on June 2 vs. Salt Lake, and had four home runs and seven RBI
- Made his Major League debut on June 6 at Colorado as a defensive replacement at shortstop in the eighth inning...later made his first career start on June 8 at Colorado at third base and notched his first career hit (single) and RBI in top of sixth inning
- Dodgers were 59-26 (.694) when Rojas appeared in a game...had first career multi-hit game on June 17 vs. Colorado (2-for-3), and recorded first multi-RBI game next night, also vs. Rockies
- Hit first career home run on July 9 at Detroit (Max Scherzer)

2013

- Appeared in team-high 130 games for Double-A Chattanooga as the team's primary shortstop, batting .233 (98-for-420) with five home runs and 32 RBI...tied for second on the team in both triples (2) and walks (40)
- Selected as the Dodger Pride Award winner for the month of July after posting a .280 batting average (25-for-75) with seven runs, 21 hits, three doubles and four RBI in 25 games
- Recorded four consecutive multi-hit performances from July 27-30 and recorded his first four-hit game on July 14

2012

- Split his season between Triple-A Louisville and Double-A Pensacola in the Reds farm system...was transferred between the two clubs five times in the season
- Played defensively at second base (28 G, 21 GS) and shortstop (46 G, 41 GS), committing just six errors over 542.0 innings
- With Triple-A Louisville, recorded a .186/.226/.233 slashline across 44 games for three doubles, seven home runs, and one home run...was his only home run of the season
- With Double-A Pensacola, smacked his way to a .210/.294/.217 slashline in 58 games...totaled ten RBI and 16 walks
- Signed by the Dodgers as a free agent on Nov. 13, 2012

2011

- Played in just 74 games with both Rookie-level Reds and Double-A Carolina, tabbing a combined .273/.332/.309 slashline for nine doubles, 30 RBI, and 40 strikeouts against 22 walks
- Defensively appeared at second bases (7 G, 6 GS) and third bases (10 G, 9 GS) across both levels...kept a .955 fielding percentage while committing just three errors

2010

- Opened his season with Single-A Lynchburg and recorded a hit in six of his first eight games...later promoted to Double-A Carolina and appeared at Rookie-Level Reds also
- Produced a combined .236/.278/.273 slashline across three levels in 82 games for 19 RBI
- Was on the Injured List from June 23 – Aug. 27...produced a .246 (15-for-61) average in 17 games after his return from the Injured List
- Named best defensive shortstop in the Cincinnati system by Baseball America

2009

- Played for Single-A Lynchburg for the first time in his professional career, setting a personal best in games (130)
- Was named the Midwest Leagues best defensive shortstop by Baseball America
- Recorded a career-best 10-game hitting streak from May 2 – 13, batting .371 (13-for-35) with a home run and four RBI

2008

- Played for Rookie-Level BIL in the Pioneer League, averaging .183 (38-for-208) with eight doubles...started 61 games at shortstop, producing a .963 fielding percentage while committing just 10 errors in 573 total chances

2007

- Spent majority of his season with VSL Cincinnati for 30 games, slashing .228/.336/.337 for five doubles, two home runs, and nine RBI...later promoted to DSL Reds, where he spent seven games for a .250 average (4-for-16)

2006

- Made his professional debut with VSL Cincinnati, batting .178/.317/.197 in 58 games for three doubles and eight RBI...signed as a non-drafted free agent on Nov. 24, 2005 by the Reds

Personal

Miguel Elias Rojas Naidenoff...born February 24, 1989 in Los Teques, Venezuela...married to wife Mariana Rojas Gamboa; they have a son, Aaron Elias and daughter Amber Lucia... despite not watching his first American football game until 2017, won the 2017 Marlins' clubhouse fantasy football league along with co-owners Martín Prado and then-head athletic trainer Dustin Luepker. His team, Tres Amigos, made a run to the semifinals in 2019 but has yet to return to its 2017 glory...Rojas changed his number from 19 to 11 for the 2022 season to honor his grandfather who passed away during the offseason...Rojas wore 11 as a child in Venezuela where his grandfather instilled the love of baseball in him...made his Major League debut on June 6, 2014...signed as a non-drafted free agent on Nov. 24, 2005 by the Reds... signed by scouts Luis Baez and Maximo Rombley

Career Batting Record

Year	Team	AVG	G	AB	R	H	2B	3B	HR	RBI	SH	SF	HP	BB	SO	SB	CS	OBP	SLG	E
2006	VSL Reds	.178	58	157	21	28	3	0	0	8	7	0	8	24	28	9	4	.317	.197	24
2007	VSL Reds	.228	30	101	12	23	5	0	2	9	3	1	3	14	11	1	1	.336	.337	6
	DSL Reds	.250	7	16	3	4	1	0	0	3	0	0	3	0	1	0	0	.368	.313	0
2008	Billings	.183	61	208	27	38	8	1	1	21	2	0	4	14	35	3	1	.248	.245	10
2009	Daytona	.273	130	469	50	128	16	3	3	49	15	4	4	35	44	14	8	.326	.339	13
2010	AZL Reds	.750	1	4	1	3	0	0	0	1	0	0	0	0	0	1	0	.750	.750	0
	Lynchburg	.230	74	244	28	56	3	2	1	14	8	0	3	11	38	12	4	.271	.270	16
2011	AZL Reds	.471	6	17	6	8	3	0	0	6	0	0	2	6	1	4	1	.640	.647	0
	Carolina	.259	68	239	28	62	6	0	0	24	7	3	0	16	39	11	7	.302	.285	8
2012	Pensacola	.210	58	143	14	30	1	0	0	10	0	0	1	16	17	2	3	.294	.217	4
	Louisville	.186	44	129	9	24	3	0	1	7	7	1	0	7	16	0	0	.226	.233	2
2013	Charlotte	.233	130	420	45	98	12	2	5	32	13	2	3	40	49	10	4	.303	.307	16
2014	Albuquerque	.302	51	159	27	48	9	0	4	13	0	1	3	10	21	7	3	.353	.434	1
	LOS ANGELES	.181	85	149	16	27	3	0	1	9	1	0	2	10	28	0	0	.242	.221	7
2015	MIAMI	.282	60	142	13	40	7	1	1	17	2	2	0	11	16	0	1	.329	.366	2
	New Orleans	.301	65	249	32	75	15	4	3	23	7	2	4	13	26	2	5	.343	.430	6
2016	MIAMI	.247	123	194	27	48	12	0	1	14	6	2	1	11	27	2	1	.288	.325	6
2017	Jupiter	.308	8	26	3	8	2	0	0	2	0	0	1	3	1	0	1	.400	.385	0
	Jacksonville	.143	2	7	1	1	0	0	0	0	0	0	0	0	1	0	0	.250	.143	0
	MIAMI	.290	90	272	37	79	16	2	1	26	1	2	4	27	32	2	1	.361	.375	10
2018	MIAMI	.252	153	488	44	123	13	0	11	53	2	4	9	24	69	6	3	.297	.346	4
2019	Jupiter	.143	2	7	1	1	1	0	0	0	0	0	0	0	0	0	0	.143	.286	0
	New Orleans	.364	3	11	1	4	1	0	1	1	0	0	0	0	0	0	0	.417	.727	0
	MIAMI	.284	132	483	52	137	29	1	5	46	1	5	5	32	62	9	5	.331	.379	11
2020	MIAMI	.304	40	125	20	38	10	1	4	20	0	0	2	16	18	5	1	.392	.496	3
2021	Jacksonville	.500	2	8	1	4	1	0	0	1	0	0	0	1	0	0	0	.500	.625	0
	MIAMI	.265	132	495	66	131	30	3	9	48	1	1	5	37	74	13	3	.322	.392	11
2022	MIAMI	.236	140	471	34	111	19	2	6	36	1	3	6	26	61	9	3	.283	.323	7
Major League- 8 years		.260	955	2819	309	734	139	10	39	269	15	19	34	194	387	46	18	.314	.358	58
Dodger Totals - 1 year		.181	85	149	16	27	3	0	1	9	1	0	2	10	28	0	0	.242	.221	7
Minor League-11 years		.246	807	2641	311	649	90	12	21	225	73	14	37	215	332	78	43	.310	.313	105

Career Postseason Batting Record

Year	Team	AVG	G	AB	R	H	2B	3B	HR	RBI	SH	SF	HBP	BB	SO	SB	CS	OBP	SLG
2014	NLDS: LAD vs. STL	.000	1	1	0	0	0	0	0	0	0	0	0	0	0	0	0	.000	.000
2020	NLDS: MIA vs. CHC	.286	2	1	2	0	0	0	0	0	0	0	0	1	1	0	0	.375	.286
	NLDS: MIA vs. ATL	.091	3	11	1	1	0	0	1	1	0	0	1	0	2	0	0	.167	.364
Postseason Totals		.158	6	19	2	3	0	0	1	1	0	0	1	1	3	0	0	.238	.316
WC Totals		.286	2	7	1	2	0	0	0	0	0	0	0	1	1	0	0	.375	.286
LDS Totals		.083	4	12	1	1	0	0	1	1	0	0	1	0	2	0	0	.154	.333

Career Single-Game Bests

Most Hits:	4, (8x), last, September 17, 2020 at ATL	Most Stolen Bases:	2, (2x), last, September 21, 2020 at ATL
Most RBI:	6, September 17, 2020 vs. ATL	Most Walks:	3, (5x), last: July 22, 2021 vs. SD
Most Home Runs:	2, May 20, 2018 at ATL	Longest Hitting Streak:	12 games, July - August 5, 2019
Most Runs Scored:	3, (7x), last, May 7, 2021 vs. MIL	Grand Slams:	---

Career Fielding Record

Position	PCT	G	PO	A	E	TC	DP
First Base	.996	109	9	24	1	240	30
Second Base	1.000	73	58	94	0	152	16
Third Base	.970	99	42	120	5	167	9
Shortstop	.980	719	963	1662	53	2678	408
Left Field	.000	1	0	0	0	0	0

Career Transactions

- November 24, 2005: Signed by the Cincinnati Reds as an amateur free agent.
- November 13, 2012: Signed as a Free Agent with the Los Angeles Dodgers.
- December 11, 2014: Traded by the Los Angeles Dodgers with Dee Strange-Gordon, Dan Haren and cash to the Miami Marlins for Austin Barnes, Chris Hatcher, Andrew Heaney and Enrique Hernández.
- January 11, 2023: Traded by the Miami Marlins to the Los Angeles Dodgers for Jacob Amaya (minors).

Injured List

- May 9 - August 18, 2017 (right thumb fracture)
- August 7 - September 1, 2019 (right hamstring strain)
- August 4 - 20, 2020 (protocols)
- May 28 - June 18, 2021 (left index finger dislocation)



Will SMITH

C | 16

@will.smith

Bats: Right **Throws:** Right

Height: 5-10 **Weight:** 195

Opening Day Age: 28

Born: March 28, 1995 in Louisville, KY

Resides: Louisville, KY

Acquired: Drafted in the 1st round (32nd overall) in the 2016 First Year Player Draft from the University of Louisville

ML Service: 3.090

MLB Debut: May 28, 2019



Career Highlights

- * 28-year old catcher/infielder enters his fifth Major League season and eighth professional season with the Dodgers after being drafted by the club in the first round (32nd overall) of the 2016 First-Year Player Draft out of Louisville
- * Was a key member of the Dodgers' 2020 World Championship team, starting 17 of 18 postseason games...was in the lineup as designated hitter in the games in which he did not catch
- * Louisville-native backstop owns a career .261/.356/.501 slashline in 358 Major League games with the Dodgers for 192 runs, 63 doubles, 5 triples, 72 homers, and 230 RBI
- * Made his Major League debut on May 28, 2019 against New York (NL)...singled to left in his first at-bat and went 2-for-4 with a double to become one of six Dodgers this century with at least two hits in his big league debut—joining Rob Segedin, Corey Seager, Yasiel Puig, Russell Martin and Jason Repko
- * Slashed .253/.337/.571 with 43 hits, nine doubles, 15 homers and 42 RBI in 54 Major League games in 2019...tied for 15th in homers among all rookies (10th in the NL) and ranked among the top NL rookies in runs (30, 20th) and RBI (T-14th)
- * Tied Cody Bellinger ('17) and Matt Kemp ('06) for most homers through a rookie's first 14 games (6 HR)...on Aug. 1, notched a franchise-best 19 RBI within his first 14 contests to surpass Cody Bellinger's 17 RBI in 14 games during the 2017 season
- * Became the first Dodger player and second MLB backstop to hit 10-plus homers through his first 25 games, joining the Yankees' Gary Sanchez
- * Reached a franchise record for most RBI (26) and homers (9) through 23 career games on Aug. 13, 2019
- * Entered the 2019 season ranked as the 95th overall prospect by Baseball America
- * In 288 career minor league games, batted .243 with 172 runs, 49 doubles, five triples, 55 home runs, 180 RBI and 16 stolen bases along with a .351 on-base percentage
- * Has spent the majority of his minor league career at catcher (196 games), but has also appeared at third base (58 games) and second base (11 games)...owns a .992 fielding percentage behind the plate
- * Selected as a 2017 California League mid-season All-Star and named Player of the Week for the period ending on April 23 for the Quakes...also named to the 2017 AFL All-Prospect Team

Year-By-Year

2022

- Hard-hitting catcher completed one of his best offensive years in the Majors, tabbing career-highs in games (107), hits (132), doubles (26), triples (3), and RBI (87)...was one shy of tying career-high in home runs (24)
- Spent 109 games behind the dish, committing just three errors in 956.1 innings...was part of six double plays and 32 assists
- Totaled a .260/.343/.465/.808 in 137 games...tallied a career-high 53 extra-base hits in 578 plate appearances
- Set milestones in many categories, including roping homers in back-to-back games (Sept. 4-5 vs. SD), securing his fifth career walk-off hit (July 8 vs. CHC), and tying a career-high with four hits for the third time (July 15 at LAA)
- One of five MLB catchers with 85 or more RBI in a year the last 10 seasons...joining Salvador Perez (2017), Gary Sanchez (2017), Brian McCann (2015) and Buster Posey (2014)
- Strung together a nine-game hit streak from July 28 – Aug. 6, going 15-for-36 with four doubles, two homers, and 12 RBI

- Started all four Postseason games during the NLDS vs. San Diego, batting .188 (3-for-16) with two doubles and two RBI...started three of four games behind the plate
- Was an incredibly dependable hitter in bases loaded situations, slashing .545/.545/.727 and a 1.272 OPS...totaled 10 RBI over 10 games in that situation

Had his best offensive month in June, slashing .295/.340/.568 in 24 games with five doubles, seven home runs, and 14 RBI...his 87 RBI ranked third on the team and 56 walks tied for fourth most on the Dodgers...liked hitting on the road, averaging .275 (73-for-265) with 15 doubles, 14 home runs, and 44 RBI...hit well against left-handed pitching, slashing .300/.391/.517/.908 in 70 games vs. .247/.327/.448/.775 in 132 games against right-handed pitching...named as a member of Team USA for the World Baseball Classic

2021

- Backstop slashed .258/.365/.495 with a .860 OPS in 130 games, tallying career highs in multiple offensive categories: runs (71), hits (107), doubles (19), triples (2), home runs (25), and RBI (76)

Ranked third on the Dodgers in home runs (25), third in RBI (76), seventh in hits (107), seventh in doubles (19), tied for fifth in triples (2), and fifth in runs (71)...tied his career-high in hits on Sept. 7, going 4-for-4 at St. Louis with a home run and RBI with two runs...also had two five-game hit streaks, occurring from Aug. 24-30...also had two streaks of three straight games with a home run (Aug. 13-15, Aug. 24-27)...started 111 games (117 total) behind the dish, committing six errors in 1150 total chances for a .995 fielding percentage...also registered 43 assists and 3.14 catcher's ERA...led the National League as a catcher in putouts (1,101) and runner caught stealing (24)...also ranked amongst the NL best in games played (117, 3rd) and putouts (1,102, 4th)...ranked second in the National League in HBP (18, 2nd)...appeared at first base (1 G) and third base (1 G) for the first time in his Major League career...roped two doubles on April 2 at Colorado, going 3-for-4 on the night with two runs and two RBI...clocked four RBI on July 16 at Colorado, going 2-for-4 with a double...performed well offensively both at home and on the road, registering a .253/.383/.527 and .263/.351/.469 slashline respectively...produced a .354 average (17-for-48) with four home runs in eight games and 10 RBI against Arizona, similarly averaging .395 (17-for-43) with four home runs and 16 RBI against Colorado...strengthened his numbers after the All-Star break, improving from a .252 (58-for-230) average with 10 home runs and 32 RBI before the Midsummer Classic to a .266 average (49-for-184) with 15 home runs and 44 RBI

2020

- Made great strides in his sophomore season, hitting .289/.401/.579 with eight homeruns...matched his 2019 total with nine doubles

Was on the 10-day injured list from Aug. 15-23 with neck inflammation...showed greater discipline with 20 walks and 22 strikeouts...hit .348 (23-for-66) with six doubles, four homers and 14 RBI over 18 September games...posted a 1.048 OPS in September (7th, NL)...each of his eight home runs came against right-handed pitchers...20-of-23 career long balls have been against righties...started 17 of 18 postseason games...during Game 3 of the NLDS, went 5-for-6 with 2 doubles and 3 singles, becoming the 9th player (1st catcher) with a 5-hit game in the postseason...the 5 hits were also a Dodger postseason record, and the most by any batter in the postseason...tied the Los Angeles franchise record for walks in a game, becoming the 12th player to walk three times in a Postseason game and first since Yasmani Grandal did so on October 7, 2018 vs. Atlanta

2019

Completed his first Major League season roping nine doubles, 15 homers and 42 RBI at a .253/.337/.571 clip across 54 games...tied for 15th in homers among all rookies (10th in the NL) and ranked among the top NL rookies in runs (30, 20th) and RBI (T-14th)...connected for a single in his first Major League at-bat during his May 28 debut vs. the Mets...ended the night going 2-for-4 with a double and became one of six Dodgers this century with at least two hits in a big-league debut, joining Rob Segedin, Corey Seager, Yasiel Puig, Russell Martin and Jason Repko...became the first Dodger player and second MLB backstop to hit 10-plus homers through his first 25 games, joining the Yankees' Gary Sanchez...tied Cody Bellinger ('17) and Matt Kemp ('06) for most homers through a rookie's first 14 games (6 HR)...on Aug. 1, notched a franchise-best 19 RBI within his first 14 contests to surpass Cody Bellinger (17 RBI/14 G, '17) in the mark...made Major League history after launching a walk-off, pinch-hit home run on June 23 to complete the trifecta of three consecutive walk-off wins via home runs by rookies Matt Beaty (June 21) and Alex Verdugo (June 22)...launched his first career walk-off homer on June 1 vs. Philadelphia...recorded a career-high three-hit, six-RBI day on July 27...became the first Dodger rookie to collect six or more RBI in a game since James Loney drove in nine on Sept. 28, 2006...amassed a nine-game hit streak from Aug. 7-21, going 11-for-30 with a pair of doubles, six homers and 12 RBI while tallying a .367/.459/1.033 slashline...during the streak, reached a franchise record for most RBI and homers through 23 career games (26RBI/9HR) on Aug. 13...tied for fourth among rookies with eight homers and 19 RBI during August...24 of his 43 hits went for extra bases...non-roster invitee during Spring Training...tallied 62 games across four stints with Triple-A Oklahoma City and slashed .268/.381/.603 with 11 doubles, a pair of triples, 20 homers and 54 RBI...finished third on the team in homers, fifth in RBI and ninth in doubles...turned in a 1.000 fielding percentage over 403.0 innings behind the plate in 46 games (45 starts)...finished atop all rookie backstops (min. 400 innings) in the category...made the Postseason roster and appeared in four of five NLDS games...tallied a hit and drew a trio of walks in 16 plate appearances

2018

- * Started his season with the Double-A Tulsa Drillers, appearing in 73 total games and hitting .264 with 48 runs, 14 doubles, 19 homers and 53 RBI

* Assigned to Triple-A Oklahoma City on Aug. 1 where he appeared in 25 games for the OKC Dodgers

- * Finished his minor league season with career-highs in home runs (20), RBI (59), doubles (18) and runs (57)

Played in 49 games at catcher between Tulsa and Oklahoma City...registered a career-high 43 games at third base...totaled 402.1 innings behind the plate with .995 fielding percentage (2 E/402.1 INN)

2017

• Earned Mid-Season All-Star honors with Rancho Cucamonga and All-Prospect Team recognition in the Arizona Fall League...saw action in 72 games at Advanced-A Rancho Cucamonga, slashing .232/.355/.448 with 15 doubles, three triples, 11 homers and 43 RBI...made a one-game appearance for Double-A Tulsa...ranked fourth in home runs (11) at Rancho while playing in 51 fewer games than the next Quake in the category...caught 474.0 innings and nabbed 30 of 63 on the base paths over 56 games en route to a .991 fielding percentage...notched career highs in innings (474.0), total chances (554), putouts (483) and caught stealing (30)

2016

• Made stops at Short-Season Ogden (7G) and Single-A Great Lakes (23G) before ascending to Advanced-A Rancho Cucamonga for 25 games in his rookie season...wrapped his year slashing .246/.355/.329 with five doubles, four home runs, 24 RBI over 55 total games...defensively, accumulated a .994 fielding percentage with 44 assists and 296 putouts with two errors over 342 total chances...threw out 25 potential base stealers in 60 attempts

Personal

William Dillis Smith...born in Louisville, Kentucky...married to wife, Cara and father to daughter, Charlotte...was a two-time All-State athlete as a high school upper classman before heading to the University of Louisville...started all three seasons for the Cardinals, ending his college career as the 2016 team captain with All-ACC Third Team honors and NCAA Louisville Regional All-Tournament Team recognition...selected 32nd overall in the 2016 First-Year Player Draft by the Los Angeles Dodgers

Table with 22 columns: Year, Team, AVG, G, AB, R, H, 2B, 3B, HR, RBI, SH, SF, HBP, BB, SO, SB, CS, OBP, SLG, E. Rows include 2016-2022 season data and Major League - 4 years, Dodger Total - 4 years, Minor League - 4 years.

Table with 22 columns: Year, Team, AVG, G, AB, R, H, 2B, 3B, HR, RBI, SH, SF, HP, BB, SO, SB, CS, OBP, SLG. Rows include 2019-2022 postseason data and WC Totals, LDS Totals, LCS Totals, WS Totals.

Table with 2 columns: Category and Value. Categories include Most Hits, Most RBI, Most Home Runs, Most Runs Scored, Most Stolen Bases, Most Walks, Longest Hitting Streak, Grand Slams.

Table with 8 columns: Position, PCT, G, PO, A, E, TC, DP. Rows include Catcher, First Base, Third Base.

Career Transactions

• June 9, 2016: Drafted by the Los Angeles Dodgers in the 1st round (32nd pick) of the 2016 amateur draft. Player signed June 21, 2016.

Injured List

• August 15 - 23, 2020 (neck inflammation)
• June 25 - July 7, 2019 (right oblique strain)



Noah
SYNDERGAARD RHP | 43

@Noahsyndergaard

Bats: Left **Throws:** Right
Height: 6-6 **Weight:** 242
Opening Day Age: 30
Born: Aug. 29, 1992 in Mansfield, TX
Resides: Dallas, TX
Acquired: Signed with the Dodgers as a free agent on December 16, 2022
ML Service: 7.149
ML Debut: May 12, 2015



Career Highlights

- * 2016 All-Star right-handed pitcher joins the Dodgers after splitting his time last season between the Angels and Phillies
- * Owns a 57-41 Major League record over seven seasons with a 1.18 WHIP and 3.42 ERA (324 ER/852.2 IP)...has struck out 872 batters and walked 197 for a 9.20 strikeout-per-nine innings mark
- * Across nine Postseason appearances, the righty has tallied a 2-2 mark with a 2.62 ERA (10 ER/34.1 IP) with 44 strikeouts and .190 opponents' batting average...was a member of the 2015 New York Mets World Series roster and 2022 Philadelphia Phillies roster
- * Threw his first two career complete games on Sept. 2 at San Francisco and on Sept. 30 vs. Miami, both in 2018...has fired four complete games in his career (also: May 2, 2019 vs. CIN, Aug. 4, 2022 vs. WSH)
- * Named to the 2016 NL All-Star team, his first and only All-Star selection...did not pitch in the game due to arm fatigue
- * Started three games during the 2015 playoffs with the New York Mets and earned the win in two of the three outings...his 26 strikeouts were tied for second-most by a rookie in postseason history and was the winning pitcher in Game 3 of the World Series vs. Kansas City, becoming the second youngest Met to win a World Series game
- * Smashed his first Major League home run, a solo homer to dead center, on May 27, 2015 vs. Philadelphia (off Sean O'Sullivan), also his first Major League hit...has hit seven doubles, six home runs, and 15 RBI at the Major League level
- * Made his Major League debut as a Met at Chicago-NL on May 12, 2015, pitching 5.1 innings in his first big league start, striking out six...earned his first career win five days later on May 17 vs. Milwaukee after firing 6.0 innings of one-run ball with five strikeouts
- * Picked up the save in the Futures Game in 2014, a 3-2 triumph for the United States over the World Team...in 1.0 inning, allowed one hit, no runs, no walks and one strikeout...started and hurled a scoreless inning for Team USA in the 2013 Futures Game at Citi Field as a member of the Mets farm system
- * Originally signed by Blue Jays scout Steve Miller in the 2010 First-Year Player Draft

Year-By-Year

2022

- Began his season with the Los Angeles Angels before getting traded at the deadline to the Philadelphia Phillies...earned a 10-10 record over 25 games (24 starts) with both clubs, striking out 95 batters and walking 31 en route to a 3.94 ERA (59 ER/134.2 IP)
- Recorded wins in his first two starts of the season (April 9 vs. HOU, April 16 at TEX), marking the first time in his Major League career he earned back-to-back victories to start the season in as many outings
- With the Angels, posted a 5-8 record in 15 starts with a 3.83 ERA (34 ER/80.0 IP) and 1.21 WHIP with 64 strikeouts...with the Phillies, bettered his record to a 5-2 mark in ten games (nine starts) with 31 strikeouts and a 4.12 ERA (25 ER/54.2 IP)
- Limited hitters to a .263 overall average, with righties kept at a .256 (77-for-301) and lefties at .272 (61-for-224)
- Fired a stellar 4-0 record in games following a loss with Philadelphia, producing a 1.13 WHIP with 17 strikeouts and a 2.81 ERA (10 ER/32.0 IP)

- Returned to the Postseason for the first time since 2016, totaling a 0-1 record across four games (two starts) with a 3.24 ERA (3 ER/8.1 IP) and 0.84 WHIP...was one of two Phillies pitchers with previous World Series experience
- Started Game 5 of the World Series for the Phillies, taking the loss after allowing two unearned runs on three hits and four strikeouts through 3.0 innings
- Signed with the Dodgers as a free agent on December 16

Posted a combined 7-3 record during home contests through 14 games (13 starts), striking out 53 batters against just 18 walks...notched nine quality starts across 25 games and his first since the 2019 season...did not allow a triple to an opposing team while with the Angels...had his best month in August with the Phillies, going 3-1 with a 4.40 ERA (15 ER/30.2 IP), striking out 18 and walking just five batters...earned a 3-0 record through five Saturday games during the year, sitting down 17 as he limited the opposition to a .192 average while producing a 0.96 WHIP

2021

- Began season on Mets 60-day Injured list Feb. 20, recovering from Tommy John surgery
- Made two rehab starts in May for Low-A St. Lucie but was shut down after experiencing right elbow soreness...pitched in one rehab game for Advanced-A Brooklyn on Aug. 26, before making two additional rehab starts for Triple-A Syracuse in September
- Pitched to a combined 1.13 ERA (1 ER/8.0 IP) in five total minor league rehab outings...struck out nine batters and issued just one walk
- Activated from the Injured List for a Sept. 28 for start vs. Miami, where he retired the side on 10 pitches (nine strikes) with two strikeouts in his only inning of work against Marlins...marked first game in Majors since Sept. 29, 2019...Also worked one inning in start on final day of regular season Oct. 3 at Atlanta (1 IP, 3 H, 2 ER).
- Signed with the Los Angeles Angels on Nov. 16 after becoming a free agent

2020

- Did not appear in a Major League game after tearing his right ulnar collateral ligament in March...underwent Tommy John surgery on March 26 at the Hospital for Special Surgery in West Palm Beach

2019

- Set career-highs in innings (197.2) and games (32) as he produced a 10-8 record in 32 starts with a 4.28 ERA (94 ER/197.2 IP) with 202 strikeouts...reached the 200-strikeout mark for the second time (2016)
- Limited right-handed hitters to a .248 average (1010-for-407) and lefties to a .265 average (93-for-351)...gave up 65 extra-base hits in 825 batters faced
- Per Elias, on May 2 vs. Cincinnati, he became the 10th pitcher to throw a shutout while homering for the only run in a 1-0 victory
- Tossed a career-best eight-straight quality starts from July 13-August 22, pitching to a 1.82 ERA (11 earned runs/54.1 innings) with 55 strikeouts and just 12 walks
- Hit two homers, tied for the fourth-most by a Mets pitcher in a single season (three Mets, including Syndergaard, have hit three in a season)

Missed two weeks in June with a strained right hamstring...won four-straight decisions in a five-start span from June 9-July 13 and the Mets won all five of those games...pitched at least 7.0 innings in 13 of his 32 starts...Jacob deGrom (19), Zack Wheeler (15) and Hyun-Jin Ryu (15) were the only NL pitchers with more such starts...The Mets went 10-3 (.769) when Syndergaard threw at least 7.0 innings

2018

- Recorded a solid record of 13-4 over 25 starts with the Mets, leading the team with 13 victories...struck out 155 batters and walked just 39 for a 1.21 WHIP and 3.03 ERA (52 ER/154.1 IP)
- Went 8-1 with a 2.87 ERA (25 earned runs/78.1 innings) in 13 home starts with 80 strikeouts and 22 walks...was tied for fourth in the NL with eight home victories as the Mets were 10-3 in those 13 starts
- Threw his first two career complete games on September 2 at San Francisco and on September 30 vs. Miami (a 1-0 shutout)
- According to PitchF/X average pitch velocity data, Syndergaard had MLB's fastest four-seam fastball (98.1 mph), changeup (90.9 mph), slider (92.6 mph) and curveball (83.6 mph) among all 78 pitchers who threw at least 140.0 innings
- Struck out eight straight batters during his April 15 start vs. Milwaukee...Is tied for the second longest streak in franchise history (Tom Seaver owns the Mets and MLB record with 10 strikeouts in a row)

Ended the season riding a career-best 15.0-inning scoreless streak...Had the NL's fourth-best FIP (2.80, min. 150.0 innings) and ranked eighth in the league with 4.2 WAR according to Fangraphs...Tied for the major league lead in complete games and shutouts...Was placed on the 10-Day Disabled list on May 29, retroactive to May 26, after straining a ligament in his right index finger... Was his second trip to the DL in his career...Made one rehab start with Single-A Brooklyn on July 8...Was also on the 10-Day Disabled List from July 23, retroactive to July 21, until August 1 with after contracting hand, foot and mouth disease

2017

- Pitched through five starts to begin the season before leaving with a lat injury on April 30 at Washington...was placed on the 10-Day Injured List on May 1 with a partial tear in his right lat muscle and later transferred to the 60-Day DL on May 7

- Activated off the Injured List on September 23, pitching 3.0 scoreless innings over his final two starts following his activation (September 23 vs. WSH and October 1 at PHI)
- Pitched 6.0 shutout innings on Opening Day in the Mets 6-0 win over the Braves at Citi Field...became the third-youngest pitcher in franchise history to start on Opening Day at 24 years and 217 days old (also: Dwight Gooden (four times, 1985- 86, 88-89) and Tom Seaver (twice, 1968-69)
- Struck out 31 batters to start the season without allowing a walk, the longest streak in team history to begin a season... Since the pitching mound was set at its current distance in 1893, only one pitcher had more than 30 strikeouts before his first walk of the season prior to Syndergaard...Adam Wainwright rang up 35 strikeouts before his first walk in 2013
- His five consecutive starts without allowing a walk was tied for the second longest streak in franchise history with Bret Saberhagen, Eric Hillman, and Craig Swan... Bartolo Colón has the franchise-best streak (seven games)
- His final strikeout on April 9 was the 400th of his career, in his 57th game...The only active pitcher who reached 400 strikeouts in so few games was Yu Darvish, who got there in his 50th game in 2013

2016

- Completed his first full season in the big leagues, tabbing a 14-9 record across 31 games (30 starts) with a 2.60 ERA (53 ER/183.2 IP) with 218 strikeouts against just 43 walks
- Named to the 2016 NL All-Star team, his first career All-Star selection...Did not pitch in the game due to arm fatigue
- His 14 wins were second on the team (Bartolo Colón, 15) and his 2.60 ERA was third-best in the Major Leagues while his 218 strikeouts were tied for ninth-most in the Majors (tied for fourth most in the NL)...had a 5.07 strikeout-to-walk ratio, second-best in the NL
- Earned NL Player of the Week honors for the week of May 16-22 after going 2-0 and did not allow an earned run in 14.0 innings across two starts during the week...struck out 21 batters without issuing a walk
- Reached the 200 strikeout plateau for the first time in his career...It took 171.1 innings to reach the landmark, the second-fewest innings to 200 strikeouts in a season in Mets history, trailing Dwight Gooden who did so in 165.2 innings...Became the fifth pitcher in Mets history to strikeout 200 or more batters in a season at 24 years of age or younger...Dwight Gooden did so three times, Tom Seaver twice, Jon Matlack once and Sid Fernandez once
- His streak of nine straight starts with five or more strikeouts to begin a season was the fourth-longest in Mets history, trailing Tom Seaver (12 starts in 1970), Johan Santana (10 starts in 2009) and Seaver (10 starts in 1976).
- Drove in all four Mets runs by hitting two home runs on May 11 at Dodger Stadium, becoming the first pitcher since Micah Owings on August 18, 2007 to have a multi-homer game and joined Walt Terrell as the second Met to have a multi-homer game...Hit his third home run of the season with a go-ahead, two-run homer in the fifth inning of his start on August 16 at Arizona off Braden
- Had three home runs on the season, tied for the most in franchise history in a single season by a pitcher with Tom Seaver (1972) and Walt Terrell (1983)...his three home runs were tied for the most in the Majors by a pitcher with San Francisco's Madison Bumgarner
- Finished the year with six extra-base hits (three doubles and three home runs), tied for secondmost all-time by a Mets pitcher in a single season with Ron Darling (1988), Dwight Gooden (1993) and Rick Reed (1997)

Went 8-3 with a 2.29 ERA (22 earned runs/86.1 innings) on the road (14 starts)...His 2.29 road ERA was the lowest among qualified major league starters...The Mets went 11-3 in Syndergaard's 14 road starts... Fanned at least eight batters in each of his first four starts of the season, one shy of Pedro Martinez' team-record of five such starts to begin a season (2005)...tossed 7.0 scoreless innings and allowed two hits in the NL Wild Card Game versus San Francisco...Fanned a postseason career-high 10 in his no-decision

2015

- Began the year with Triple-A Las Vegas of the Pacific Coast League before being called up to the Mets on May 9
- Made his Major League debut at Chicago-NL on May 12 and later earned his first career win five days later on May 17 vs. Milwaukee
- Logged 166 strikeouts during his rookie campaign (24 starts) to lead all major league rookies...The 166 strikeouts are third-most for a Met through 24 starts behind Doc Gooden (193) and Matt Harvey (172)...His 166 strikeouts overall were fifth-most by a Mets rookie
- His 9.96 strikeout per 9.0 innings ratio is the second-best mark for a rookie in team history behind Dwight Gooden (11.39 K/9)...Led all rookies in strikeouts per nine innings (9.96), strikeout-to-walk ratio (5.35), WHIP (1.05) and batting average against (.225)...Was fourth among all rookies with a 3.24 ERA
- Became the 14th pitcher in the last 100 years to record five double-digit strikeout performances among his first 24 starts... Became the third Met in team history with nine or more strikeouts in four straight starts (including the postseason)
- Tabbed as the NL Co-Player of the Week with teammate Lucas Duda for the week of July 27-August 2...Was 2-0 with a 1.13 ERA (two earned runs/16.0 innings)
- Batters went 0-for-30 with runners on base vs. him from June 20-July 22, the longest stretch for a rookie in team history... Retired the first 18 batters in order on July 28 vs. San Diego...Was the deepest a Mets rookie has taken a perfect-game bid in team history
- Hit his first major league home run, a solo homer to dead center, on May 27 vs. Philadelphia (off Sean O'Sullivan)... Was also his first major-league hit.
- Started three games during the playoffs and earned the win in two of the three outings...his 26 strikeouts were tied

for second-most by a rookie in postseason history and was the winning pitcher in Game 3 of the World Series vs. Kansas City, becoming the second youngest Met to win a World Series game

Named to the Topps Rookie All-Star...was 7-2 with a 2.46 ERA (23 earned runs/84.0 innings) in 12 starts at home, his 2.46 home ERA was 10th-best in the Major Leagues (min. 80.0 innings)...threw 1,421 pitches at 95 mph or faster, the second-most among all Major League pitchers behind Pittsburgh's Gerrit Cole (1,484)...had the highest percentage of pitches of at least that speed (59.7%) among Major League starters....permitted one run or less in 10 of his 24 starts... earned his first road win on August 25 at Philadelphia...Was 2-5 with a 4.23 ERA in 12 road starts...made his first career playoff start in Game 2 of the NLDS at Los Angeles...Came out of the bullpen for the first time in his major league career in Game 5 of the NLDS at Los Angeles and pitched a scoreless seventh inning with two strikeouts... Started and won Game 2 of the NLCS vs. Chicago...Struck out nine batters in each of his first two postseason starts and became the fourth pitcher in major league history with nine or more strikeouts in each of his first two postseason starts, joining Bob Gibson, Curt Schilling and Jake Arrieta... Was the winning pitcher in Game 3 of the World Series vs. Kansas City... Became the second youngest Met to win a World Series game

2014

- Pitched the entire year for Triple-A Las Vegas as part of the Mets minor league system...ranked second on the squad in starts (26), wins (nine) and innings pitched (133.0) and led the Pacific Coast League with 145 strikeouts in 133.0 innings

- Was on the Injured List twice during the season, missing 12 days from May 23-June 5 with a flexor pronator strain... Activated for a June 5 start vs. Fresno...Left after 0.2 innings when he sprained his AC Joint in a home-plate collision... Was out 10 days and came back to pitch June 16 vs. Oklahoma City

- Picked up the save in the Futures Game, a 3-2 triumph for the United States over the World Team...In one inning he allowed one hit, no runs, with no walks and one strikeout

- Went 4-2 with a 3.94 ERA in six starts in April...In 32.0 innings, he allowed 33 hits, 18 runs, 14 earned, with 12 walks and 28 strikeouts

2013

- Was a combined 9-4 with a 3.06 ERA in 23 combined starts between Advanced-A St. Lucie of the Florida State League and Double-A Binghamton of the Eastern League in the Mets' farm system

With Advanced-A St. Lucie, limited right-handed batters to a .219 average (28-for-128) and kept lefties to a .197 average (33-for-111)...was second among Mets' minor leaguers in strikeouts behind Rafael Montero...averaged 10.2 strikeouts per nine innings...was named to the Florida State League All-Star team and started and hurled a scoreless inning for Team USA in the 2013 Futures Game at Citi Field...won the Sterling Award as the Co-Most Valuable Player at Double-A Binghamton after going 6-0 with four no-decisions (15 runs/51.0 innings) in his first 10 starts for the club... ranked the 11th-best prospect in baseball by MLB.com.

2012

Named to the Midwest League All-Star team representing Single-A Lansing...had 122 strikeouts in 103.2 innings and finished third in the league in strikeouts...earned his first professional save on June 14 working 4.0 scoreless innings at Fort Wayne...was traded in the offseason from the Toronto Blue Jays to the New York Mets

2011

- Pitched at three levels in the Blue Jays system, pitching to a combined 5-2 record through 13 games with a 1.83 ERA (12 ER/59.0 IP)...struck out 68 batters and kept hitters to a .211 average

2010

- Started his professional career with the GCL Blue Jays, earning a 0-1 record over five starts with a 2.70 ERA (4 ER/13.1 IP) with six strikeouts and four walks

Personal

Noah Seth Syndergaard...started Noah's Book Club in February 2021...In an effort to promote literacy and learning, each month, he announces a book via his social media channels and invite fans to read along with him...Appeared as a Lannister soldier in episode four of season seven of HBO's Game of Thrones...Had a cameo on season one of the CBS comedy series Kevin Can Wait with Kevin James...Won CNBC's 2019 Stock Draft...Picked stocks and competed against various celebrities...His stocks yielded the largest return...Nicknames each of the gloves he wears on the mound after his favorite TV shows and movie characters...Glove names have included: Drago (Rocky IV), which was the glove he used in the 2013 Futures Game at Citi Field, Heisenberg (Breaking Bad), Jon Snow (Game of Thrones), Lion, Thor (Marvel) and Rick Grimes (The Walking Dead)...Raffles off his old gloves with his signature nicknames to raise money for the Sjögren's Syndrome Foundation, a disease that his mother suffers from...In May 2020, offered a one-of-a-kind gameday experience as part of Fanatics' ALL IN Auction...The package sold for \$15,500, with the money going directly to Feeding America, Meals on Wheels, World Central Kitchen and No Kid Hungry...Packaged included lunch with Syndergaard at Citi Field, a game-worn jersey and tickets to a future Mets home game...Honored by New York chapter of the BBWAA along with fellow Mets starters Jacob deGrom, Matt Harvey and Steven Matz as the "Toast of the Town" at the organization's annual dinner Jan. 23, 2016, and as the NY Baseball Athlete of the Year at the organization's annual awards dinner Jan. 21, 2017...Took part in inaugural Kids Holiday Shopping Spree on Dec. 14, 2016, as part of Metsgiving...Shopped with children at the College Point Target in Queens picking out gifts for them and their families...Appeared as Synder-claus at Mets annual Kids Holiday Party in 2016 to help hand out gifts... Was an elf at 2017 Mets Holiday Party for kids...Twice participated in the Futures Game...In 2013, started and hurled a scoreless inning for Team USA in 2013 at Citi Field...In 2014, recorded a save for Team USA at Target Field...Hobbies include fishing and playing golf...Graduated from Mansfield Legacy (TX) High School in 2010...Hit a grand slam in the second round of the playoffs his senior year...Threw two no-hitters as a senior...Originally signed by Blue Jays scout Steve Miller.

Career Pitching Record

Year	Team	W-L	ERA	G	GS	CG	SHO	SV	IP	H	R	ER	HR	HB	BB	SO	WP	BK	AVG
2010	GCL Blue Jays	0-1	2.70	5	5	0	0	0	13.1	11	7	4	0	0	4	6	1	0	.229
2011	GCL Blue Jays	4-0	1.41	7	5	0	0	0	32.0	23	5	5	1	0	11	37	0	0	.198
	Vancouver	1-2	2.00	4	4	0	0	0	18.0	15	5	4	0	0	5	22	2	0	.221
	Lansing	0-0	3.00	2	2	0	0	0	9.0	8	4	3	0	0	2	9	0	0	.235
2012	Lansing	8-5	2.60	27	19	0	0	1	103.2	81	41	30	3	3	31	122	1	0	.212
2013	St. Lucie	3-3	3.11	12	12	0	0	0	63.2	61	25	22	3	1	16	64	4	1	.255
	Binghamton	6-1	3.00	11	11	0	0	0	54.0	46	23	18	8	0	12	69	2	0	.228
2014	Las Vegas	9-7	4.60	26	26	0	0	0	133.0	154	77	68	11	6	43	145	6	0	.293
2015	Las Vegas	3-0	1.82	5	5	1	0	0	29.2	20	7	6	2	0	8	34	1	0	.192
	NEW YORK - NL	9-7	3.24	24	24	0	0	0	150.0	126	60	56	19	3	31	166	6	0	.225
2016	NEW YORK - NL	14-9	2.60	31	30	0	0	0	183.2	168	61	53	11	2	43	218	10	1	.243
2017	GCL Mets	0-0	0.00	1	1	0	0	0	1.0	1	2	0	0	0	0	2	0	0	.167
	Brooklyn	0-1	13.50	1	1	0	0	0	2.0	3	3	3	0	0	2	2	0	0	.375
	NEW YORK - NL	1-2	2.97	7	7	0	0	0	30.1	29	14	10	0	1	3	34	3	0	.246
2018	Brooklyn	1-0	1.80	1	1	0	0	0	5.0	2	1	1	0	0	1	7	2	0	.286
	NEW YORK - NL	13-4	3.03	25	25	2	1	0	154.1	148	55	52	9	7	39	155	2	0	.111
2019	Brooklyn	1-0	5.40	1	1	0	0	0	5.0	2	1	1	0	0	0	9	0	0	.238
	NEW YORK - NL	10-8	4.28	32	32	0	0	0	197.2	194	101	94	24	6	50	202	4	0	.256
2021	St. Lucie	0-0	0.00	2	2	0	0	0	5.0	1	0	0	0	0	1	6	0	0	.059
	Brooklyn	0-0	9.00	1	1	0	0	0	1.0	1	1	1	1	1	0	1	0	0	.250
	Syracuse	0-0	0.00	2	2	0	0	0	2.0	1	0	0	0	0	0	2	0	0	.143
	NEW YORK - AL	0-1	9.00	2	2	0	0	0	2.0	3	2	2	1	0	0	2	0	0	.275
2022	LOS ANGELES - AL	5-8	3.83	15	15	0	0	0	80.0	75	36	34	9	4	22	64	0	0	.244
	PHILADELPHIA	5-2	4.12	10	9	1	0	0	54.2	63	26	25	5	0	9	31	1	0	.290
Major League - 7 years		57-41	3.42	146	144	4	2	0	852.2	806	355	324	78	23	197	872	26	1	.248
Minor League- 10 years		35-20	3.17	108	98	1	1	1	477.1	433	204	168	30	11	136	537	19	1	.241

Career Postseason Pitching Record

Year	Team	W-L	ERA	G	GS	CG	SHO	SV	IP	H	R	ER	HR	HB	BB	SO	WP	BK
2015	NLDS: NYM vs. LAD	0-1	3.68	2	1	0	0	0	7.1	5	3	3	0	0	5	11	0	0
	NLCS: NYM vs. CHC	1-0	1.59	1	1	0	0	0	5.2	3	1	1	0	0	1	9	0	0
	WS: NYM vs. KC	1-0	4.50	1	1	0	0	0	6.0	7	3	3	0	0	2	6	0	0
2016	NLWC: NYM vs. SFG	0-0	0.00	1	1	0	0	0	7.0	2	0	0	0	0	3	10	0	0
2022	NLDS: PHI vs. ATL	0-0	2.25	2	1	0	0	0	4.0	1	1	1	1	0	1	4	0	0
	NLCS: PHI vs. SD	0-0	0.00	1	0	0	0	0	1.1	2	0	0	0	0	0	0	0	0
	WS: PHI vs. HOU	0-1	6.00	1	1	0	0	0	3.0	3	2	2	1	0	0	4	0	0
Postseason Totals		2-2	2.62	9	6	0	0	0	34.1	23	10	10	2	0	12	44	1	0
WC Totals		0-0	0.00	1	1	0	0	0	7.0	2	0	0	0	0	3	10	0	0
LDS Totals		0-1	3.18	4	2	0	0	0	11.1	6	4	4	1	0	6	15	0	0
LCS Totals		1-0	1.29	2	1	0	0	0	7.0	5	1	1	0	0	1	9	1	0
WS Totals		1-1	5.00	2	2	0	0	0	9.0	10	5	5	1	0	2	10	0	0

Career Single-Game Bests

Low-Hit Complete Game:	2, September 2, 2018 at SF	Most Strikeouts:	13, July 10, 2015 vs. AZ
Most Innings Pitched Starter:	9, (3x), last, May 2, 2019 vs. CIN	Most Walks:	5, (3x), last, July 24, 2019 vs. SD
Most Innings Pitched Reliever:	2,0, September 21, 2022 vs. TOR	Longest Winning Streak:	6 games, May 11 - June 22, 2016
Most Earned Runs Allowed:	9, August 28, 2019 vs. CHC	Longest Losing Streak:	4 games, (2x), last, May 31 - June 20, 2022

Career Fielding Record

Position	PCT	G	PO	A	E	TC	DP
Pitcher	.910	146	48	94	14	156	6

Career Transactions

- June 7, 2010: Drafted by the Toronto Blue Jays in the 1st round (38th pick) of the 2010 amateur draft. Player signed June 15, 2010.
- December 17, 2012: Traded by the Toronto Blue Jays with Wuilmer Becerra (minors), John Buck and Travis d'Arnaud to the New York Mets for R.A. Dickey, Mike Nickeas and Josh Thole.
- November 16, 2021: Signed as a Free Agent with the Los Angeles Angels.
- August 2, 2022: Traded by the Los Angeles Angels to the Philadelphia Phillies for Jadel Sanchez (minors) and Mickey Moniak.
- December 16, 2022: Signed as a Free Agent with the Los Angeles Dodgers.

Injured List

- May 7 - September 23, 2017 (partial right lat tear)
- May 29 - July 13, 2018 (strained right ligament)
- July 23 - August 1, 2018 (hand, foot, mouth disease)
- June 16 - 30, 2019 (right hamstring strain)
- June 27 - September 28, 2021 (UCL surgery)



Chris TAYLOR

OF | 3

@ctaylor_3

Bats: Right **Throws:** Right
Height: 6-1 **Weight:** 196
Opening Day Age: 32
Born: August 29, 1990 in Virginia Beach, VA
Resides: Los Angeles, CA
Acquired: Via trade with Seattle on June 19, 2016
ML Service: 7.037
MLB Debut: July 24, 2014



Career Highlights

- * 32-year-old infielder/outfielder enters his tenth big league season and his eighth year with the Dodgers after signing a four-year contract in December 2021
- * Has a career .256/.332/.433 slashline with 171 doubles, 29 triples, 89 home runs and 352 RBI in 861 games with the Mariners (2014-16) and Dodgers (2016-22)
- * Has spent the majority of his big league career playing in the infield with 259 games at shortstop, 146 games at second base and 39 games at third base, but transitioned into an outfield role during the 2017 season; splitting time between center field (196 games) left field (257 games), and right field (21 games)...2019 marked his first season seeing time in right field for three games during September...as an infielder he has posted a .943 career fielding percentage, compared to a .980 fielding percentage as an outfielder
- * Blasted his sixth-career Postseason homer and his first Postseason walk-off homer with a two-run shot to win the Wild Card game on October 6, 2021 vs. STL
- * Was named to his first All-Star team in 2021 after posting a .277/.382/.452 slashline with 15 doubles, three triples, ten home runs, and 46 RBI before the Midsummer Classic...was also named the 2021 Roy Campanella Award winner for the Dodgers
- * Named co-MVP of the 2017 NLCS with Justin Turner, after hitting .316 (6-for-19) with five runs, one double, one triple, two home runs and three RBI paired with a 1.248 OPS in five games
- * Made his Major League debut on July 24, 2014 against the Orioles, making the start at shortstop and collecting his first big league hit on the same day, a single in the fifth inning off of Wei-Yin Chen
- * Slugged a grand slam home run in the sixth inning off of Silvano Bracho on July 15, 2016 at Arizona for his first career big league homer...also recorded single-game career-highs in RBI (6) and extra-base hits (3), while tying a career-best in runs (3)
- * Selected by the Seattle Mariners in the fifth round of the 2012 First-Year Player Draft out of University of Virginia

Year-By-Year

2022

- Played in 118 games, slashing .221/.304/.373/.667 with 45 runs, 25 doubles, three triples, 10 home runs, and 43 RBI...walked 43 times and struck out 160 times
- Was a defensive threat at multiple positions, playing second bases (22 G, 18 GS), third base (3 G), shortstop (1 G), left field (80 G, 71 GS), center field (10 G, 9 GS), and right field (10 G, 7 GS)...committed just two errors over 118 games
- Faired well both at home and on the road offensively, slashing .217/.312/.372 at Dodger Stadium and .225/.297/.374 at visiting ball parks...hit starting pitchers better than relievers, averaging .244 and .197 respectively
- Recorded three different five-game hit streaks: May 23 – 27, May 30 – June 3, Aug. 13 – 17...tallied four home run and 10 RBI cumulatively

- Collected a season-high three hits four different times: May 26 at ARI, June 21 at CIN, June 26 at ATL, Sept. 30 vs. COL...totaled four doubles and three RBI during the span

- Spent some time on the Injured List rehabbing a left foot fracture from July 5 to August 4...played two games with Triple-A Oklahoma City while recuperating, going 3-for-7 with two home runs and three RBI

Hit a triple on three separate occasions: April 12 at MIN, May 23 at WSH, May 27 at ARI...swiped 10 bases in 11 chances, his second straight season with double-digit steals...had his best month in April, slashing .290/.361/.452 with five doubles and nine RBI across 18 games...collected three walks on Sept. 2 against SD and scored three runs on May 13 vs. PHI...slashed .600/.667/.933 with runners at 2nd and 3rd base in nine separate games...swung the bat well during extra-inning games, batting .333 in three different outings...played in two Postseason games in the NLDS, failing to record a hit in seven at-bats

2021

- Played in 148 games, producing a .254/.344/.438 slashline with a career-high 92 runs, 25 doubles, four triples, 20 home runs and career-high 73 RBI

- Led the team in stolen bases (13) and was tied for first with four triples with Gavin Lux...ranked amongst the team's top offensive producers in multiple categories: average (.254, 3rd), hits (129, 2nd), runs (92, 3rd), doubles (25, 4th), total bases (222, 4th), RBI (73, 4th), on-base percentage (.344, 4th), slugging (.438, 4th), and OPS (.782, 4th)

- Saw time at second base (46 G, 33 GS), shortstop (23 G, 19 GS), third base (11 G, 9 GS), left field (30 G, 16 GS), center field (61 G, 48 GS), and right field (8 G, 7 GS), committing just 12 errors in 148 total chances...produced a .956 fielding percentage

- Blasted his sixth-career Postseason homer and his first Postseason walk-off homer with a two-run shot to win the Wild Card game on October 6, 2021 vs. STL

- Was named to his first All-Star team after posting a .277/.382/.452 slashline with 15 doubles, three triples, ten home runs, and 46 RBI before the Midsummer Classic and went 0-for-2 in the game...was also named the Roy Campanella Award winner for the Dodgers

- Had a stellar postseason, slashing .351 (13-for-37)/.419/.784 with nine runs, four doubles, and four home runs for 12 RBI...went 4-for-5 against Atlanta in Game 5 of the NLCS

- Had a 14-pitch at-bat May 31 vs. STL that resulted in a three-run double...was a career-high in pitches faced and the Dodgers' longest at-bat since 2019 (Justin Turner at ARI 8/30/19)

- Scored a career high five runs on May 2 at MIL...was first Dodger to score five runs in a game since Shawn Green scored six on May 23, 2002 at MIL

- Tallied a nine-game hit streak from June 29 - July 9, batting .371 (13-for-35) during that span with five doubles...also had a 16 game on-base streak, occurring from May 1 to May 21

Had identical averages in home games and day games, topping out at .282...had his best month in July, batting .333/.369/.619 in 26 games for 21 runs, seven doubles, seven home runs, and 20 RBI...was incredibly reliable in bases loaded situations, batting .313/.429/.500 in 20 games, going 5-for-16 with 17 RBI...totaled 52 RBI when runners were in scoring position for a .266 average (33-for-124)...batted in every spot of the lineup, batting sixth most often in 49 games...hit starting pitching well, garnering a .267 average (71-for-266) with 15 home runs and 39 RBI...drew three walks on April 4 at Colorado, one shy of his career-high...blasted two home runs in two games just five days apart on July 20 vs. SF and July 25 vs. COL

2020

Was a reliable asset wherever needed, starting double-digit games at shortstop (15), left field (14) and second base (11)...started five times in center field

Surpassed his previous career-high on base percentage by 12 points, finishing the season at .366...hit .270 on the season with eight homers and 32 RBI

Had a great September, batting .296 (24-for-81) six doubles, one triple, six home runs and 23 RBI

Led the Dodgers with two triples and ranked among NL batters in RBI (T-29th) and walks (T-25th, 26)

Had success against right-handed pitchers, batting .296 (40-for-135) with eight doubles, two triples, six home runs and 23 RBI

Finished third on the Dodgers in multi-hit games with 14...also had three multi-hit games in the postseason...hit his fifth career postseason home run in Game 2 of the World Series...finished the postseason with a .207 batting average with four doubles, one homer and three RBI

2019

Appeared in 124 games with 29 doubles, four triples, 12 homers and 52 RBI for a .262/.333/.462 slashline

Saw time at second base (20 games, 13 starts), third base (six games, four starts) and shortstop (39 games, 30 starts) for a total of 65 games on the dirt and 69 contests in the outfield...spent the balance between left field (56 games, 30 starts) and center (20 games, 11 games) with a debut in right field for a trio of starts in September...totaled a combined .957 fielding percentage (11 E/850.1 IP) with a .989 fielding percentage (1 E/409.2 IP) in the outfield...matched his 2017 career-best fielding percentage in the outfield...recorded his lowest error mark of his career in the outfield with just one miscue in 94 total chances...in 60 total chances, tallied a perfect fielding mark in left field with 59 putouts and one assist across a career-high 56 games ...ranked fifth in the NL with eight total zone runs as an outfielder...recorded his third consecutive season collecting 25 or more doubles...slashed .309/.377/.545 with 17 doubles, two triples, seven

homers and 28 RBI over his last 55 games...recorded an RBI in six straight games from June 23 to 28 for the longest streak in his career...connected for a pair of homers on June 19 vs. San Francisco to set a single-game career high, which he matched on Sept. 2 vs. Colorado

2018

In his third season with the Dodgers, posted career highs in games played (155), runs (85, tied w/ 2017), doubles (35), triples (8) and walks (55)...posted a .254/.331/.444 slashline with 17 home runs, 63 RBI and nine stolen bases

Led the team in runs scored, doubles and triples...ranked among the top 20 in the National League in runs (T-19th), doubles (T-11th), triples (T-4th), extra-base hits (60, T-14th), hit by pitches (9, T-17th), pitches per plate appearances (4.09, 15th), batting average on balls in play (.345, 10th) and WAR (5.0, 13th)

Finished the season strong, slashing .345 (20-for-58)/.433/.586 with 16 runs, five doubles, three homers and nine RBI in his last 25 games since the beginning of September...finished September with the fifth best batting average in the National League, while ranking sixth in the league in OPS and ninth in OBP

Spent the majority of the season at shortstop (81 games, 73 starts), but also saw time at center field (50 games, 32 starts), left field (24 games, 18 starts), second base (12 games, five starts) and third base (eight games, three starts)...posted a .981 fielding percentage as an outfielder (2 E/458.1 IP), while recording a .972 combined fielding percentage overall (12 E/1179.2 IP)...appeared in 74 games as the leadoff hitter, with his three leadoff homers tied for fifth most in the National League...went 5-for-16 (.313) as a pinch-hitter, including stroking second career pinch-hit homer (June 25 vs. CHC)...launched his first career walk-off home run and his second career walk-off hit with a solo shot in the 10th inning on September 18 vs. COL...appeared in 15 postseason games for the Dodgers, batting .282 (11-for-39) with a double, triple, home run and three RBI

2017

In his second season with the Dodgers, he had a breakout year posting a .288/.354/.496 slashline with 85 runs, 35 doubles, five triples, 21 home runs, 72 RBI, 17 stolen bases and 50 walks in 140 games, which were all career-bests

Despite starting the first couple of weeks with Triple-A Oklahoma City, he led the Dodgers in multiple offensive categories, ranking first in doubles (34), triples (5), and stolen bases (17)...also ranked in the top 25 in the National League in batting average (21st), SLG (20th), OPS (.850, 22nd), doubles (T-12th), triples (T-15th), extra-base hits (T-19th), stolen bases (T-15th) and stolen base percentage (81.0%, 4th)

According to Fangraphs.com, he finished 13th in the NL with a 4.7 WAR, which was the third best on the team behind Corey Seager (5.7, 7th NL) and Justin Turner (5.5, 9th NL)

Reached base safely in all 15 postseason games for the Dodgers, hitting .254 (15-for-59) with 12 runs, four doubles, one triple, three homers and seven RBI along with a .889 OPS...named co-MVP of the 2017 NLCS with Justin Turner, after hitting .316 (6-for-19) with five runs, one double, one triple, two home runs and three RBI paired with a 1.248 OPS in five games

Hit .316 (48-for-152, 6th NL) with six homers and 27 RBI from the seventh inning and later...his .368 (28-for-76) average in close and late situations was the best mark in the NL and ranked third in the Majors...in 74 games as the Dodgers leadoff hitter, he posted a .302/.370/.530 slashline with 51 runs, 17 doubles, three triples, 15 homers and 42 RBI along with seven stolen bases...collected three leadoff home runs, which tied for fifth most in the NL...in 70 road games he hit .336 (4th ML) with 14 homers and 47 RBI, compared to a .237 mark with seven homers and 25 RBI at Dodger Stadium...appeared in the outfield a majority of the season, playing 49 games (47 starts) in center field and 48 games (46 starts) in left field, while also playing 22 games (19 starts) at second base, 14 games (10 starts) at third base and eight games (three starts) at third base...posted a .989 fielding percentage (2 E/800.2 IP) in the outfield and recorded seven outfield assists (T-12th NL)...his three grand slam homers tied for the second most in the Majors and tied for most in Dodger franchise history, joining Kal Daniels (1990), Mike Piazza (1998), Adrian Beltre (2004) and Matt Kemp (2009)...went 6-for-10 (.600, 5th ML) with the bases loaded...on July 22 against Atlanta, he went 2-for-2 with a homer and a triple after entering the game in the seventh inning as a defensive replacement and according to the Elias Sports Bureau, he became just the second Dodger player since 1900 to hit a triple and a home run in a game that he did not start in, joining Gordon Windhorn, who accomplished the feat against the Phillies on Sept. 12, 1961...led the game on Sept. 18 at Philadelphia with his first career inside-the-park home run, which was also the club's first inside-the-park home run since 2011 (Trent Oeltjen) and L.A.'s first leadoff inside-the-park homer since manager Dave Roberts did so against the Cubs in 2003....started the year with Triple-A OKC, where in 10 games he hit .233 (10-for-43) with two doubles, two triples, one homer, and five RBI...recalled on April 19 and spent the rest of the season with Los Angeles

2016

- In 36 combined games with the Mariners and the Dodgers, he hit .213 (13-for-61) with two doubles, two triples, one homer and seven RBI

- Acquired by the Dodgers from Seattle on June 19 in exchange for RHP Zach Lee after playing in just two games with the Mariners, going 1-for-3 with two strikeouts

Made three stints with the Dodgers, batting .207 (12-for-58) and appeared in 10 games (two starts) at third base, seven games (five starts) at second base and five games (four starts) at shortstop...slugged a grand slam in the sixth inning off of Silvino Bracho on July 15 at Arizona for his first career big league homer...also recorded single-game career-highs in runs (3), RBI (6) and extra-base hits (3), while tying a career-best in hits (3)...split time between the Mariners' Triple-A Tacoma and the Dodgers' Triple-A Oklahoma City, posting a combined .322/.397/.474 slashline with 25 doubles, six triples, three homers, 37 RBI and 17 stolen bases in 78 games...hit a combined .395 (30-for-76) with runners in scoring position

2015

- Appeared in 37 games with Seattle between two separate stints (May 4-June 1 and July 2-30), hitting .170 (16-for-

94) with three doubles, a triple and an RBI

Began the season on the IL with a fractured triquetrum bone in his right wrist...appeared in 28 games (25 starts) at shortstop, four games (two starts) at second base and one game at third base...spent majority of the season with Triple-A Tacoma, batting .300 with 56 runs, 20 doubles, six triples, four homers, 32 RBI and 16 stolen bases in 86 games...finished the season tying for seventh in on-base percentage (.391) and tied for 12th in triples in the PCL

2014

- Finished the season in the Majors after making his big league debut on July 24, batting .287 with 16 runs, eight doubles, nine RBI and five stolen bases in 47 games with the Mariners
- Recorded a hit in his first 12 starts (.419, 18-for-43), which was the second-longest hit streak for a starter to begin a career in Mariners history

Had his contract selected on July 24 and made his Major League debut against the Orioles on the same day, making the start at shortstop...collected his first big league hit on that day, with a single in the fifth inning off of Wei-Yin Chen... appeared in 75 games with Triple-A Tacoma, posting a .328/.397/.497 slashline with 63 runs, 22 doubles, seven triples, five homers and 37 RBI...tied for sixth in triples in the PCL...selected to the Triple-A PCL mid-season All-Star Game and was honored as Triple-A All-Star Game PCL Top Star, after going 3-for-3 with a pair of doubles...also selected as Baseball America's Triple-A All-Star

2013

- Hit .314 with 108 runs, 28 doubles, 11 triples, eight homers, 60 RBI and 38 stolen bases in 134 combined games with Single-A High Desert and Double-A Jackson
- Led Seattle minor leaguers in hits (165) and was second in stolen bases (38)

Was one of three minor league players to hit over .300 with at least 100 runs, 45 extra-base hits, 30 stolen bases and over a .400 on-base percentage...selected as California League mid-season All-Star and was honored as Mariners Organizational All-Star by MiLB.com

2012

In his first professional season, combined to post a .322/.417/.432 slashline with 31 runs, 12 doubles, a triple, two homers, 22 RBI and 17 stolen bases in 49 games with Single-A Clinton and Single-A Everett

Personal

Christopher Armand Taylor...married longtime girlfriend Mary Keller on December 17, 2022...was inducted into the University of Virginia Baseball Hall of Fame in January of 2020...graduated from Cox High School (VA) in 2009, when he was named the Virginia Class AAA State Player of the Year...played college ball at the University of Virginia (2010-2012)...selected by the Seattle Mariners in the fifth round of the 2012 First-Year Player Draft.



Trayce THOMPSON

OF | 25

@dodgers

Bats: Right **Throws:** Right**Height:** 6-3 **Weight:** 225**Opening Day Age:** 32**Born:** March 15, 1991 in Los Angeles, CA**Resides:** Irvine, CA**Acquired:** Traded from Detroit Tigers for cash**ML Service:** 3.010**MLB Debut:** August 4, 2015

Career Highlights

- * 32-year-old outfielder enters his fourth season in Dodger Blue after acquired from the Detroit Tigers for cash on June 20, 2022
- * Los Angeles native has appeared in 297 Major League games, batting .221 with 39 home runs and 109 RBI across six seasons with Chicago-AL (2015, 2018), Oakland (2018), Chicago-NL (2021), San Diego (2021), and the Dodgers (2016-17, 2022)
- * Has played all three outfield positions in the Majors, appearing in 124 games (82 starts) at right field, 80 games (67 starts) at center field and 89 games (53 starts) at left field
- * Set career-highs in multiple categories in 2022, including: doubles (14), home runs (13, ties career-high), 39 RBI (39), and multi-hit games (14)
- * Appeared in his first Postseason at the Major League level in 2022...went 2-for-13 (.154) in four games against the San Diego Padres in the NLDS
- * Made his MLB debut on Aug. 4, 2015 vs. Tampa Bay as a pinch-hitter and was struck out by the Rays' Chris Archer
- * Recorded his first-career big league hit on Aug. 7, 2015 at Kansas City with a sixth-inning infield single off Edinson Volquez...cracked his first Major League home run four days later on Aug. 11 off the Angels' Hector Santiago, with a fifth-inning solo shot
- * In 12 minor league seasons, has a .237 career batting average with 223 doubles, 28 triples, 176 home runs, 598 RBI and 113 stolen bases
- * Selected by the Chicago White Sox in the second round of the 2009 First-Year Player Draft from Santa Margarita Catholic High School (CA)

Year-By-Year

2022

- Started the season with the Triple-A El Paso before having his contract selected by San Diego on April 28...was designated for assignment on May 10 and later became a free agent on May 14
 - Signed a minor league contract with Detroit, playing for Triple-A Toledo for 25 games, slashing .299/.352/.639 with a .991 OPS...gathered seven doubles, eight home runs, and 19 RBI before getting traded to Los Angeles-NL for cash on June 20
 - Finished the 2022 season with the Dodgers, averaging .268 (55-for-205) with 14 doubles (career-high), one triple, 13 home runs (ties career-high), and 39 RBI (career-high)
 - Compiled a career-best 14 multi-hit games this season, all in Dodger Blue
 - Appeared on his first career Postseason roster in the NLDS vs. San Diego, his former team...went 2-for-13 across four games with three walks, starting two games in left field and two games in center field
- Productive in the second half slashing .272/.378/.570, averaging .271 with runners in scoring position... most productive month was August, where he slashed .319/.418/.638 with a 1.056 OPS in 19 contests...best game was on Aug. 12 vs. Kansas City, going 3-for-4 with seven total bases (double, home run, and single), and three RBI...was named Pacific Coast League Player of the Week with Triple-A El Paso during the week of April 24

2021

- Began the season with Arizona and appeared in four games for Triple-A Reno before being acquired by

Chicago-NL on May 11

- Spent most of the season with Triple-A Iowa, hitting .233 (71-for-305) with 14 doubles, one triple, 21 home runs, 63 RBI, and 48 runs scored
- Had his contract selected by the Cubs on Sept. 14 and appeared in 15 games, compiling a .250 average (7-for-28) with one double, two HR, nine RBI, and six runs scored
- Homered in back-to-back big league games for the 3rd and 4th times in his career on Sept. 19 and 21, his first time doing so since the 2016 season with LAD when he accomplished the feat twice

2020

- Spent the entire season at Arizona's Alternate Training Site

2019

- Hit .219 (73-for-334) with 10 doubles, three triples, 24 home runs, 56 RBI and 51 runs scored in 89 games with Triple-A Columbus
- Was tied for sixth in the International League in home runs at the time of his final game on July 31...was released on Aug. 2

2018

- Split the season between the Oakland and Chicago-AL organizations after being designated for assignment at the end of spring training by Los Angeles-NL
- Later claimed by the New York-AL on April 3 and was claimed again by Oakland two days later...appeared in three games for Oakland and was traded to Chicago-AL on April 19
- Appeared in 48 games for Chicago-AL and was outrighted to Triple-A Charlotte on June 25, spending the remainder of the season with the Knights...connected for third career "walk-off" home run on May 3 vs. Minnesota off Addison Reed
- With Triple-A Charlotte, batted .295 (13-for-44) off LHP with an OPS of .786

2017

- Split the season between Triple-A Oklahoma City and the Dodgers
- In 27 games with the Dodgers, he went 6-for-49 (.122) with six runs, two doubles, one triple, one home run and two RBI over three stints with the big league club
- With Triple-A Oklahoma City, hit .212 with 44 runs, 12 doubles, six triples, nine home runs and 33 RBI in 95 games

2016

- Appeared in 80 games in his first year with the Dodgers, hitting .225 with 31 runs, 11 doubles, 13 homers, 32 RBI and five stolen bases before having his season cut short due to two stress fractures in his back
- Posted a combined .980 fielding percentage after committing just two errors in 556.0 innings, playing 24 games (13 starts) in left field, 32 games (26 starts) in center field and 28 games (22 starts) in right field...recorded two outfield assists
- Collected his first two walk-off home runs of his career, slugging a pinch-hit solo shot in the ninth inning off of the Mets' Hansel Robles on May 10 and blasting another solo homer in the ninth off of Rockies' Carlos Estevez on June 7
- Placed on the Injured List on July 16 with lower back irritation and was transferred to the 60-day DL on Aug. 7

2015

- Finished the season in the Majors after making his MLB debut on Aug. 4 as a member of the White Sox...batted .295 with five home runs and 16 RBI in 44 games
- Had 11 multi-hit games in the Majors (of 44 total MLB games) and of his 36 hits in the big leagues, 16 went for extra bases (eight doubles, three triples, five homers)
- Defensively, appeared 18 games (16 starts) in right field, 12 games (nine starts) in left field, 10 games (seven starts) in center field
- Made his MLB debut on Aug. 4 vs. Tampa Bay as a pinch-hitter and was struck out by the Rays' Chris Archer...later recorded his first-career big league hit on Aug. 7 at Kansas City with a sixth-inning infield single off Edinson Volquez
- Blasted his first homer on Aug. 11 off the Angels' Hector Santiago, with a fifth-inning solo shot
- Opened the season with Triple-A Charlotte and batted .260 with 11 steals, 13 home runs and 39 RBI in 104 games...appeared in 94 games in CF, five in RF, and four in LF
- Named to the Triple-A International League mid-season All-Star team
- Acquired by the Dodgers on Dec. 16, 2015 as part of a seven-player, three-team swap with the White Sox and Reds

2014

- Spent his second straight season at Double-A Birmingham and led the Southern League in at-bats (518) and ranked among the leaders in runs scored (2nd, 86), doubles (T-4th, 34), total bases (T-4th, 217), triples

(T-7th, 6), home runs (T-7th, 16) and stolen bases (10th, 20)

- Was named to the Southern League midseason All-Star Team
- Collected four hits on June 7 vs. Jacksonville and hit a pair of home runs on Aug. 14 at Jacksonville
- Entered the season ranked by Baseball America as the No. 8 Prospect, Best Athlete and Best Defensive Outfielder in the White Sox organization.

2013

- Played the entire season with Double-A Birmingham, helping the team win the Southern League Championship
 - Finished tied for third in the Southern League in runs scored (78) and ranked fourth in RBI (73) while ranking among organizational leaders in triples (T-4th, 5), runs scored (5th), stolen bases (5th, 25), walks (5th, 60), RBI (T-6th), home runs (T-7th, 15), hits (8th, 116), total bases (8th, 194) and extra-base hits (9th, 43)
 - Named a Southern League Midseason All-Star and won SL Batter of the Week honors for the period of June 10-16, hitting .435 (10-23) with three homers and nine RBI
 - Was successful on 25-33 (75.8) percent of his stolen-base attempts, including 11 of his last 12
- Batted .292 (28-96) in May and .314 (32-102) in June after hitting .187 (17-91) in April...went 3-5 with two home runs and a season-high five RBI on June 16 vs. Jackson...posted a seven-game hitting streak from June 10-17 ... hit .300 (6-20) with a home run and six RBI in the North Division playoff series vs. Tennessee... appeared in 13 games with La Guaira in the Venezuelan Winter League...was a non-roster invitee to spring training...entered the season ranked by Baseball America as the No. 2 Prospect in the White Sox organization

2012

- Combined to hit .253 (131-517) with 31 doubles, six triples, 25 home runs, 96 RBI and 21 stolen bases over 136 games between Advanced-A Winston-Salem, Double-A Birmingham, and Triple-AAA Charlotte
- Ranked among the organizational leaders in RBI (1st), total bases (1st, 249), extra-base hits (1st, 62), doubles (2nd), home runs (2nd), runs scored (2nd, 88) and hits (5th)
- Led the Carolina League in RBI (90) and extra-base hits (55), tied for the league lead in home runs (22), ranked second in total bases (218), third in slugging percentage (.486) and fourth in runs (77)
- Was named to the Carolina League postseason All-Star Team, won CL Batter of the Week honors for June 4 - 10 (.367, 11-30)

Appeared in seven games during the International League playoffs...was promoted to Birmingham on Aug. 13 and to Charlotte on Aug. 29...entered the season ranked by Baseball America as the No. 4 Prospect in the Sox organization...also tabbed as the Best Power Hitter in the Sox system.

2011

- Hit .241 (125-for-519) with 36 doubles, 24 home runs and 87 RBI in 136 games with Single-A Kannapolis
- Led the South Atlantic League in runs scored (95) and games played, ranked third in home runs and extra-base hits (82), tied for third in RBI, ranked fourth in total bases (237) and tied for fourth in doubles
- Finished second among White Sox farmhands in home runs and fourth in RBI...was named to the SAL Midseason All-Star team

Recorded three multihomer efforts and drove in four runs five times...hit .306 (44-144) vs. left-handers... hit seven homers with 25 RBI in August...was ranked by Baseball America as the No. 15 Prospect in the SAL...was cited by the same publication entering the season as the No. 9 Prospect in the White Sox organization

2010

- Spent the season with Single-A Kannapolis, hitting .229 (48-for-210) in 58 games...was on the disabled list from May 31 – August 17 with a fractured right thumb
- Entered the season ranked by Baseball America as the No. 6 Prospect in the White Sox organization

2009

- Selected by the Chicago White Sox in the second round of the 2009 First-Year Player Draft from Santa Margarita Catholic High School (CA)
- Played in 32 games with Advanced-Rookie Bristol and Advanced-Rookie Great Falls in his first professional season

Personal

Trayce Nikolas Thompson...is a 2009 graduate of Santa Margarita (Calif.) Catholic High School...also played basketball in high school, leading his team to the California Division III Championship in 2008...brother, Klay, plays for the NBA's Golden State Warriors and brother, Mychal, played for the Cleveland Cavaliers in 2011-12...father, Mychal, played 14 seasons in the NBA...originally selected by the White Sox in the second round of the 2009 First-Year Player Draft

Career Batting Record

Year	Team	AVG	G	AB	R	H	2B	3B	HR	RBI	SH	SF	HBP	BB	SO	SB	CS	OBP	SLG	E
2009	Bristol	.188	25	85	8	16	3	1	0	10	0	1	3	4	33	2	0	.247	.247	1
	Great Falls	.238	7	21	2	5	0	0	0	0	1	0	0	3	8	1	0	.333	.238	1
2010	Kannapolis	.229	58	210	28	48	13	3	8	31	0	2	2	21	69	6	4	.302	.433	5
2011	Kannapolis	.241	136	519	95	125	36	2	24	87	4	4	10	60	172	8	4	.329	.457	9
2012	Winston-Salem	.254	116	449	77	114	28	5	22	90	2	8	6	45	144	18	3	.325	.486	5
	Birmingham	.280	14	50	10	14	1	3	6	0	0	0	0	8	16	2	0	.379	.520	1
2013	Charlotte	.167	6	18	1	3	2	0	0	0	0	0	2	6	1	0	.250	.278	1	
	Birmingham	.229	135	507	78	116	23	5	15	73	2	8	13	60	139	25	8	.321	.383	7
2014	Birmingham	.237	133	518	86	123	34	6	16	59	3	5	4	65	151	20	5	.324	.419	5
2015	Charlotte	.260	104	388	53	101	23	4	13	39	2	2	2	23	79	11	5	.304	.441	2
	CHICAGO	.295	44	122	17	36	8	3	5	16	0	0	0	13	26	1	0	.363	.533	0
2016	LOS ANGELES	.225	80	236	31	53	11	0	13	32	0	0	0	26	66	5	1	.302	.436	2
2017	Oklahoma City	.212	95	339	44	72	12	6	9	33	1	2	1	26	93	3	5	.269	.363	1
	LOS ANGELES	.122	27	49	6	6	2	1	1	2	0	0	0	6	23	0	0	.218	.265	2
2018	Charlotte	.213	46	160	22	34	12	0	4	15	0	1	0	15	57	3	1	.278	.363	3
	OAKLAND	.143	3	7	1	1	0	0	0	0	0	0	0	0	0	0	0	.143	.143	0
2019	CHICAGO	.116	48	121	14	14	3	0	3	9	1	1	0	7	46	3	1	.163	.215	0
	Col. Springs	.219	89	334	51	73	10	3	24	56	0	1	3	33	134	8	3	.294	.482	2
2021	Reno	.278	4	18	2	5	1	0	0	0	0	0	2	4	0	0	.350	.333	0	
	Iowa	.233	88	305	48	71	14	1	21	63	0	1	7	45	116	3	1	.344	.492	1
2022	CHICAGO	.250	15	28	6	7	1	0	4	9	0	0	0	7	11	2	0	.400	.714	0
	El Paso	.316	16	57	16	18	4	0	9	17	0	1	0	7	18	1	0	.385	.860	0
	Toledo	.299	25	97	17	29	7	1	8	19	0	0	1	7	30	1	1	.352	.639	1
	SAN DIEGO	.071	6	14	1	1	0	0	0	2	0	0	0	2	7	0	1	.188	.071	0
	LOS ANGELES	.268	74	205	35	55	14	1	13	39	0	2	2	30	86	4	0	.364	.537	0
Major League - 6 years		.221	297	782	111	173	39	5	39	109	1	3	2	91	269	15	3	.303	.434	5
Dodger Totals - 3 years		.233	181	490	72	114	27	2	27	73	0	2	2	62	175	9	1	.320	.461	2
Minor League - 12 years		.237	1097	4075	638	967	223	38	176	598	15	36	52	426	1269	113	40	.315	.440	44

Career Postseason Batting Record

Year	Team	AVG	G	AB	R	H	2B	3B	HR	RBI	SH	SF	HP	BB	SO	SB	CS	OBP	SLG
2022	NLDS: LAD vs. SD	.154	4	13	1	2	0	0	0	0	0	0	0	3	6	0	0	.313	.154
Postseason Totals		.154	4	13	1	2	0	0	0	0	0	0	0	3	6	0	0	.313	.154
LDS Totals		.154	4	13	1	2	0	0	0	0	0	0	0	3	6	0	0	.313	.154

Career Single-Game Bests

Most Hits:	3, (3x), last, August 12, 2022 at KC	Most Stolen Bases:	3, June 4, 2016 vs. ATL
Most RBI:	4, (3x), last, August 23, 2022 vs. MIL	Most Walks:	3, (2x), last, October 1, 2022 vs. COL
Most Home Runs:	2, May 16, 2016 vs. LAA	Longest Hitting Streak:	5 games, (2x), last, May 20 - 24, 2016
Most Runs Scored:	3, (2x), last, August 23, 2022 vs. MIL	Grand Slams:	1, October 2, 2021 vs. STL (Lester)

Career Fielding Record

Position	PCT	G	PO	A	E	TC	DP
Left Field	.980	89	97	1	2	100	1
Center Field	1.000	80	143	1	0	144	1
Right Field	.983	124	174	4	3	181	2

Career Transactions

- June 9, 2009: Drafted by the Chicago White Sox in the 2nd round of the 2009 amateur draft. Player signed July 27, 2009.
- December 16, 2015: Traded as part of a 3-team trade by the Chicago White Sox with Micah Johnson and Frankie Montas to the Los Angeles Dodgers. The Los Angeles Dodgers sent Brandon Dixon, José Peraza and Scott Schebler to the Cincinnati Reds. The Cincinnati Reds sent Todd Frazier to the Chicago White Sox.
- April 19, 2018: Traded by the Oakland Athletics to the Chicago White Sox for player to be named or cash.
- December 1, 2018: Signed as a Free Agent with the Cleveland Indians.
- February 3, 2020: Signed as a Free Agent with the Arizona Diamondbacks.
- May 11, 2021: Purchased by the Chicago Cubs from the Arizona Diamondbacks.
- March 13, 2022: Signed as a Free Agent with the San Diego Padres.
- May 19, 2022: Signed as a Free Agent with the Detroit Tigers.
- June 20, 2022: Purchased by the Los Angeles Dodgers from the Detroit Tigers.

Injured List

- July 16 - November 7, 2016 (lower back irritation)



Blake
TREINEN

RHP | 49

@Dodgers

Bats: Right **Throws:** Right

Height: 6-5 **Weight:** 225

Opening Day Age: 34

Born: June 30, 1988 in Wichita, KS

Resides: Bellevue, WA

Acquired: Signed as a free agent on December 14, 2020

ML Service: 8.065

MLB Debut: April 12, 2014



Career Highlights

- * Kansas native enters his tenth professional season and fourth with the Dodgers...is coming off an offseason surgery of his labrum and rotator cuff in his right shoulder
- * Owns a 36-31 record with a 2.86 ERA in 449 Major League career games (seven starts) across nine seasons with Washington (2014-17), Oakland (2017-19) and Los Angeles (2020-22)
- * Has tossed scoreless relief in 15 of 23 Postseason appearances, going 2-3 with one save and 4.74 ERA (13 ER/24.2 IP)
- * Recorded a career-best 24.0 scoreless inning streak from August 25, 2018 to April 2, 2019
- * Made his Major League debut on April 12, 2014 against Atlanta, as a member of the Washington Nationals, tossing 2.0 scoreless relief innings while allowing two hits and striking out a batter
- * Earned his first career win on June 28, 2014 at Chicago, after allowing two earned runs on four hits in 5.0 innings
- * Picked up his first career save on July 27, 2016, recording the final two outs of the game against Cleveland on only four pitches
- * Selected by the Oakland Athletics in the seventh round of the 2011 First-Year Player Draft out of South Dakota State

Year-By-Year

2022

- Went 1-1 on the season in five games, clocking a 1.80 ERA (1 ER/5.0 IP) and holding hitters to a .063 batting average... ended the season with an 0.40 WHIP and a 10.80 strikeout-per-nine mark with the Dodgers
- Appeared in seven games with Triple-A Oklahoma City on a rehab assignment for a right-arm injury, registering a 0-0 record and a 4.50 ERA (3 ER/6.0 IP) in seven games...recorded three holds and nine strikeouts while holding batters to a .296 average
- Underwent surgery in November to fix the labrum and rotator cuff in his right shoulder

Was on the injured list from April to September due to a partial tear in the capsule of his right shoulder, then went back on the IL after pitching in two games with right shoulder tightness...tossed four scoreless innings for the Dodgers... pitched in one inning of the NLDS vs. the Padres, giving up a home run to Jake Cronenworth

2021

- Wrapped up the 2021 season with a 6-5 record and seven saves to go with a 1.99 ERA (16 ER/72.1 IP) and 0.98 WHIP
- Limited hitters to a .179/.259/.253 slashline...allowed just five longballs in 257 at-bats
- Struck out the most batters (85) since the 2018 season and walked just 25...registered a 10.6 strikeout-per-nine mark
- Was dominant in the month of July, not allowing a walk in ten straight appearances from July 3 to July 24 while striking out 12 batters and not allowing an earned run to score...did not allow a hit across seven games from July 11 – 27 and kept hitters to a .093 average
- Kept the opposition to a .111/.198/.153 slashline with runners in scoring position, striking out 28 of 72 batters
- Appeared in eight Postseason games, producing a 0-1 record with a 2.08 ERA (2 ER/8.2 IP) with eight strikeouts and just two walks

Was a force at home, producing a 5-2 record over 37 games for a 2.48 ERA (10 ER/36.1 IP)...registered his highest strikeout ratio percentage since 2018 at 29.7%...tossed 1.2 innings twice this year (6/9 at PIT, 6/25 vs. CHC), striking out three total batters...struck out three batters in six separate appearances...earned three of his five wins in August, garnering a 1.23 ERA (2 ER/14.2 IP)

2020

- Tied for the team lead with 27 relief appearances in his first year with Los Angeles, going 3-3 with one save and a 3.86 ERA...ranked fifth among MLB relievers with a 65.3 ground ball percentage
- In his primary role as a setup man, posted a 1.02 ERA (2 ER/17.2 IP) in 23 appearances in the 7th and 8th innings
- Was dominant to open the season, allowing just two earned runs in 17.1 innings (1.04 ERA) in his first 17 appearances through Sept. 3...limited opponents to a .169 batting average (10-for-59) with a 0.98 WHIP in that span
- Of his 14 inherited runners, only four scored (28.6%), tying for the 16th best percentage in the NL...limited opposing hitters to a .200 batting average (7-for-35) with runners in scoring position
- Made a team high 11 appearances during the Postseason, helping to lead the Dodgers to a title...limited hitters to a .214 batting average (9-for-42) with a 0.88 WHIP, stranding all four inherited runners...went 1-1 and picked up the same in World Series Game 5, while allowed six runs in 11.1 innings (4.76 ERA)

2019

Went 6-5 with a 4.91 ERA (32 ER/58.2 IP) in 57 games, striking out 59 batters against 37 walks while posting a 1.62 WHIP

- Finished the season tied for 12th among American League pitchers in saves, converting 16 of 21 save opportunities
- His six wins tied for fifth most among American League relievers

Held opponents to a .257 average, including a .259 mark against right-handed batters and a .254 batting average against lefties...had 12 relief appearances of more than 1.0 inning, including four outings of 2.0 innings... went 0-2 with three saves and a 3.20 ERA (7 ER/19.2 IP) in appearances of 1.1 or more innings...was placed on the 10-Day IL with a strained right shoulder from June 23 to July 3

2018

- Went 9-2 with a career-high 38 saves, a career-low 0.78 ERA (7 ER/80.1 IP) and a career-high 100 strikeouts
- Led American League relievers in ERA and win percentage (.818) and ranked among leaders in saves (3rd), wins (2nd), innings pitched (5th, 80.1), strikeouts (5th) and WHIP (2nd, 0.83)
- Became the first pitcher in Major League history to save 30 games, compile an ERA under 1.00 and strikeout 100 batters...the ERA was the lowest in Major League history among pitchers with 80 or more innings since the earned run became an official stat (1912 in NL, 1913 in AL)

Was named Major League Relief Pitcher of the Year by Baseball Digest and was named as the reliever on the Baseball America All-Star Team...was named to his first All-Star Game after going 5-2 with 24 saves and a 0.94 ERA (5 ER/48.0 IP) in 40 first-half games...limited right-handed batters to a .124 batting average, the best mark among Major League relievers (min. 50.0 IP)... his .192 opponent's batting average against lefties ranked 19th among American League relievers... his overall .158 opponent's batting average was fourth-best among American League relief pitchers

2017

- Combined to go 3-6 with 16 saves and a 3.94 ERA (33 ER/75.2 IP) in 72 games with Washington and Oakland
- Was acquired by Oakland from Washington in the Sean Doolittle/Ryan Madson trade on July 16 ...went 3-4 with a 2.13 ERA in 35 appearances with Oakland and his ERA was third lowest in the American League among pitchers with more than 35 innings from July 17 through the end of the season
- Converted 16-of-21 (76.2%) save opportunities and tied for third among Major League relievers in grounded into double plays (12)... 11 of his 12 GiDP were against righties

Yielded a .274 opponents batting average, including .252 against right-handed hitters and .302 against left-handers... tossed a season-high 2.0 innings May 2 against Arizona, his first of seven games of two or more innings...had surgery to remove a cyst on his right middle finger Oct. 6...the surgery was performed by Dr. McPherson Beall in Portland, Oregon

2016

- Pitched in a career-high 73 games, posting a 4-1 record with a save and a 2.28 ERA (17 ER/67.0 IP) while allowing a career-low 51 hits and striking out 64 batters
- Ranked among National League relievers in ERA (8th), holds (12th, 22) and games played (T-12th)
- Led NL relievers and ranked third in the majors in ground ball percentage (66.5%)...induced 17 double plays, which was the most in the majors among relievers

Recorded a 0.68 ERA with 14 strikeouts, four walks, 10 hits and seven holds in his final 15 games of the regular season... tossed 16.1 consecutive scoreless innings from May 15 to June 24...recorded his first career save, June 27 at Cleveland (0.2 IP, 2 SO)...made his first appearance in the postseason...earned the win in Game 2 of the NLDS against Los Angeles (1.1 IP, 2 SO)

2015

- Made his first Opening Day roster in his first full season as a reliever, going 2-5 with a 3.86 ERA (29 ER/67.2 IP) while posting a 1.39 WHIP and striking out 65 batters

- Induced ground balls at a rate of 63.8 percent (5th in NL) and ranked 11th in the majors in fastball velocity (96.4 mph)

Held right-handed batters to a .187/.276/.216 line while surrendering just two extra base hits (double, home run) in 134 at bats...was optioned to Triple-A Syracuse July 20 and recalled Aug. 6...struck out 14 in 12.0 scoreless innings of relief spanning five games...upon his return to Washington, tossed scoreless relief in next 12 games (13.0 IP)...struck out 12, walked two and posted a 0.69 WHIP over that stretch

2014

- Enjoyed six separate stints with the Nationals in 2014 despite never having pitched above Double-A entering the 2014 season
- Was 1-3 with a 3.00 ERA in seven starts for Washington

Made his Major League debut April 12 at Atlanta with 2.0 scoreless innings...tossed 5.0 innings of two-run ball to earn his first career win on June 28 at Chicago-NL (G2)...went 8-2 with a 3.35 ERA in 16 International League starts for Triple-A Syracuse...fanned 7.1 batters per nine innings and walked just 2.2 batters per nine innings at Triple-A

2013

Combined on a 3.47 ERA in 23 games (22 starts) for Double-A Harrisburg and short-season Single-A Auburn in his third professional season...struck out 93 batters in 124.2 innings...was traded to Washington in a three-team, five-player deal prior to the 2013 season

2012

Began his conversion to a starting role, going 6-6 with a 4.70 ERA in 15 starts for Stockton of the Single-A California League...struck out a career-best 10 on June 12 vs. Bakersfield...posted a 2.08 ERA in nine relief appearances, fanning 14 in 13.0 innings out of the bullpen...registered a 4.0 strikeout-to-walk ratio (92 SO, 23 BB)

2011

Posted a win, two saves, a 3.67 ERA and allowed only one homer in his 30.0-inning pro debut with Burlington of the Single-A Midwest League and the Athletics' Arizona Rookie League club

Personal

Blake M. Treinen...he and his wife, Kati, have three children, Addison and Crue...pitched collegiately as a walk-on and graduated from South Dakota State University...went 10-4 with a 4.46 ERA in 25 career starts spanning two seasons (2010-11) for the Jackrabbits...struck out 9.4 batters per 9.0 innings at SDSU...before his arrival in Brookings, SD, studied at the University of Arkansas and Baker (KS) University...was member of Baker's JV squad...attempted to try out at Arkansas, but school did not have a program for walk-ons...was forced to sit out 2009 campaign while transferring from Arkansas to South Dakota State...graduated from Osage City (KS) High School ...during 2016 Spring Training, garnered attention as the subject of a clue on "Jeopardy," The Nationals' Blake Treinen hit 100 miles per hour with this type of pitch that gets its name from its downward motion (answer: "What is a sinker?")



Julio URÍAS

LHP | 7

@Dodgers

Bats: Left **Throws:** Left
Height: 6-0 **Weight:** 225
Opening Day Age: 26
Born: Aug. 12, 1996 in Culliacan, Mexico
Resides: Culliacan, Mexico
Acquired: Signed as a non-drafted free agent on Aug. 17, 2012
ML Service: 5.117
MLB Debut: May 27, 2016



Career Summary

- * The Culliacan native enters his eighth season after earning his place in Dodger lore by recording final outs to close the club's 2020 World Championship
- * Has posted 49-17 record with four saves and a 2.82 ERA in 137 games (101 starts) in seven Major League seasons with Los Angeles...owns a 1.09 WHIP with 593 career strikeouts
- * Earned his first ERA title in 2022 after leading the National League with a 2.16 ERA, becoming the first Mexican born pitcher to accomplish the feat
- * Has been awarded the Warren Spahn Award for two straight years (2021-22), which is awarded to the best left-handed pitcher in baseball who is best in wins, ERA, and strikeouts
- * Propelled the Dodgers to their 2020 championship, going 4-0 with one save and a 1.17 ERA (3 ER/23.0 IP) in six Postseason games (two starts)...closed out clinching games of both the NLCS and World Series, with 3.0 perfect innings in NLCS Game 7 to earn the win and picked up the save in World Series Game 6 with four strikeouts in 2.1 clean frames without a baserunner
- * Has been at his best in the Postseason during the course of his career, going 8-3 with one save and 3.68 ERA (24 ER/58.2 IP) in 23 Postseason games (six starts)...has limited opponents to a .209 average with a 0.99 WHIP
- * In 101 career starts he has gone 45-15 with a 2.91 ERA (172 ER/532.2 IP), while going 4-2 with a 2.15 ERA (16 ER/67.0 IP) in 36 relief appearances
- * Was named to the 2021 and 2022 All-MLB Second Team, after posting double-digit wins in both seasons
- * Made his MLB debut on May 27, 2016 with a start against the Mets, allowing three runs on five hits in 2.2 innings in a no-decision... was the 34th Dodger to make his MLB debut as a teenager since the club joined the National League in 1890 and first since Adrian Beltre, who made his debut on June 24, 1998 at the age of 19 years, 78 days...became the youngest Dodger starting pitcher at 19 years, 289 days, since Dick Calmus, who took the mound at Dodger Stadium on Aug. 23, 1963 vs. Milwaukee at 19 years, 228 days...also became the youngest Dodger to make his debut as a starting pitcher since Rex Barney (18 years, 242 days on his debut vs. Chicago-NL on Aug. 18, 1943) – Source: Stats, LLC.
- * Collected his first big league win on June 28, 2016 at Milwaukee, allowing two runs on two hits in 6.0 innings and struck out six batters
- * Became the youngest Dodger pitcher ever to appear in a postseason game at 20 years, 62 days in 2016 NLDS Game 5 against the Nationals, allowing just one hit in 2.0 innings of relief and recorded the win...became the youngest starting pitcher in MLB postseason history in the 2016 NLCS Game 5 against the Cubs at 20 years, 68 days, allowing four runs on four hits in 3.2 innings and recorded the loss
- * Became the 4th Mexican-born pitcher with a 20-win season in 2021, joining Estaban Loaiza (21 W, 2003 CWS), Fernando Valenzuela (21 W, 1986 LAD) and Teddy Higuera (20 W, 1986 MIL)...also one of eight Mexican-born pitchers to start a game for the Dodgers, joining Fernando Valenzuela, Ismael Valdez, Elmer Dessens, Esteban Loaiza, Dennys Reyes, Vicente Romo and Victor Alvarez
- * Named 2014 Dodgers' Branch Rickey Minor League Pitcher of the Year and was also selected to the World Team for the 2014 XM All-Star Futures Game, becoming the youngest-ever player to participate in the contest at the age of 17
- * Signed by the Dodgers as a non-drafted free agent on Aug. 17, 2012

Year-By-Year

2022

- Produced a 17-7 record across 31 starts for a 2.16 ERA (42 ER/175.0 IP) with 166 strikeouts against just 41 walks...put out a 0.96 WHIP, his lowest mark since 2019
- Did not deliver a wild pitch for the second time in his career (also 2018)...picked off two players, his highest mark since his debut season in 2016
- Registered a career-high 19 quality starts in 31 contests and totaled a 8.54 strikeout-per-nine innings mark
- Limited hitters to a .199 average, his lowest mark since 2018...kept hitters to a .251 OBP, .347 SLG, and .615 OPS
- Ranked amongst the National League best in several categories: wins (3rd, 17), ERA (2nd, 2.16), opponents average (6th, .199), WHIP (6th, 0.96), and win percentage (8th, .708)
- Named to his second All-MLB Second Team and second year in the row, joining teammates Will Smith and Freddie Freeman
- Posted a strong second half record, going 9-1 in his final 13 starts of the year with a 0.88 WHIP and 1.26 ERA (11 ER/96.2 IP) paired with 72 strikeouts
- Recorded most of his wins away from Dodger Stadium, going 11-4 with 1.94 ERA (21 ER/77.2 IP) with 95 strikeouts and a 1.02 WHIP...at home, the lefty produced a 6-3 record in 14 starts for a 2.43 ERA (21 ER/77.2 IP) with 71 strikeouts and 0.89 WHIP
- Went 4-0 in five starts in July, striking out 27 and walking just four en route to a 2.89 ERA (9 ER/28.0 IP)...later in August, also recorded a 3.0 mark in five starts to a 1.19 ERA (4 ER/30.1 IP) and 0.99 WHIP
- Started Game 1 of the NLDS, securing the Dodgers only win of the Postseason...pitched 5.0 innings, allowing three earned runs on four hits with six strikeouts

Produced a perfect 4-0 record in four starts on Fridays, tallying a 1.57 ERA (4 ER/23.0 IP) with 24 strikeouts and 0.70 WHIP...did not deliver a wild pitch for the second time in his career (also 2018)...picked off two players, his highest mark since his debut season in 2016...limited left-handed hitters to a .178 average (23-for-129) and right-handed hitters to .204 (104-for-510)...posted a .163 average (15-for-92) with runners in scoring position over 29 games, allowing just five extra base hits in those instances...allowed just one hit in three separate outings: April 16 vs. CIN, April 27 at ARI, and Aug. 28 at MIA...recorded 10 strikeouts on June 12 at SF, his only double-digit outing of the season...member of Team Mexico for 2023 World Baseball Classic

2021

- Was a dominant force in the regular season, producing a 20-3 record across 32 starts (career high) and 2.96 ERA (61 ER/185.2 IP)
- Struck out a career-high 195 batters and walked just 38...garnered a 1.02 WHIP, his lowest since 2018
- Battled at the plate, hitting .203 (12-for-59) with five runs scored...smashed two doubles, the first of his career
- Did not record a loss from July through the end of the regular season, posting a perfect 11-0 record with a 1.95 ERA (20 ER/92.1 IP) and 0.96 WHIP...struck out 88 strikeouts and walked 20
- Ranked in multiple categories in the Majors: wins (20, 1st), ERA (2.96, 8th), opponents' average (.219, 11th), and win percentage (.870, 1st)...also led the National League in games started (32, T-8th) and WHIP (1.02, 6th)
- Did not allow a walk in 11 of his 32 starts and gave up just one hit in three of his starts (4/20 at SEA, 8/24 at SD, 10/2 vs. MIL)
- Was the first Dodger to lead the league in wins since 2018 when Clayton Kershaw tied Carlos Carrasco, Jason Vargas and Corey Kluber with 18 wins
- Accomplished the 12th 20-win season in Los Angeles history (last: Clayton Kershaw 2014, 21)...became the 4th Mexican-born pitcher with a 20-win season, joining Estaban Loaiza (21 W, 2003 CWS), Fernando Valenzuela (21 W, 1986 LAD) and Teddy Higuera (20 W, 1986 MIL)
- Was named to the All-MLB second-team...received three votes for the Cy Young Award
- Appeared in four Postseason games (two starts), producing 1-1 record with a 5.40 ERA (9 ER/15.0 IP) and 15 punchouts against three walks...notched his first Postseason hit in Game 1 of the NLDS against San Francisco

Team went 26-6 in his 32 starts...had four double-digit strikeout games (4/20 at SEA, 5/2 at MIL, 5/23 at SF, 6/26 vs. CHC)...recorded 15 6.0+ inning outings, with seven of 7.0 innings or more...registered his lowest walk-per-nine innings mark (1.8) since 2018...put out a 1.000 fielding percentage, not committing an error over 185.2 innings and had a career-high 18 assists...had a brief IL stint from Aug. 14-24 due to a left calf contusion

2020

- Established his place in Dodger lore by closing out the Dodgers' pennant and World Series-clinching wins following a regular season in which he posted a 3-0 record with a 3.27 ERA in 11 games (10 starts) in his

fifth big league campaign

- Limited opponents to a .220 batting average in the regular season, including a .137/.196/.294 slashline against left-handers
- Propelled the Dodgers to their 2020 championship, going 4-0 with one save and a 1.17 ERA (3 ER/23.0 IP) in six Postseason games (two starts)...closed out clinching games of both the NLCS and World Series, with 3.0 perfect innings in NLCS Game 7 to earn the win and picked up the save in World Series Game 6 with four strikeouts in 2.1 clean frames without a baserunner
- Did not allow an earned run (one unearned) and picked up three wins in his four Postseason relief appearances, limiting opponents to a .089 average (4-for-45) with a 0.38 WHIP and striking out 15 against just one walk in 13.1 IP
- Was unbeaten in the regular and Postseason, combining to go 7-0 with one save and a 2.65 ERA in 17 games (12 starts)...combined to hold hitters to a .196 batting average with a 1.00 WHIP

2019

- Made his first career Opening Day roster as a member of the Dodger rotation
 - Went 4-3 with four saves and a 2.49 ERA (22 ER/79.2 IP) in 37 games (eight starts), striking out 85 batters against 27 walks while posting a 1.08 WHIP
 - Finished the season with a career-best ERA while also setting career-highs in innings pitched (79.2), games (37) and strikeouts (85)
 - Began the season as a starter, going 1-1 with a 3.66 ERA (8 ER/19.2 IP) in his first four outings, but later transitioned to a bullpen role to better manage his innings as he returned from left shoulder surgery
- As a starter, he posted a 1-1 record with a 3.26 ERA (11 ER/30.1 IP), striking out 37 batters against eight walks while recording a 1.12 WHIP...out of the bullpen, he put up a 3-2 record with four saves and a 2.01 ERA in 29 games, posting a 1.05 WHIP while holding batters to a .186/.275/.271 slash line...recorded a 22.2 scoreless inning streak from June 5-July 17, the longest such streak in his career...earned his first career save against Atlanta on May 6, tossing a scoreless inning with a strikeout... recorded three 3.0 inning saves and went 4-for-5 in save opportunities...limited left-handed hitters to a .198 average and righties to a .203 average...missed five games from May 14 to May 21 after being placed on administrative leave ... was reinstated from the restricted list on September 2 after being suspended for 20 games under MLB's Joint Domestic Violence, Sexual Assault and Child Abuse Policy...appeared in three postseason games for the Dodgers, going 0-1 with a 7.36 ERA (3 ER/3.2 IP)

2018

- Spent the majority of the season on the IL recovering from left shoulder surgery (June 27, 2017) but returned to the Majors on Sept. 15 and made three scoreless relief appearances in the big leagues
- Allowed just one hit (1-for-13) in 4.0 scoreless innings in the Majors, striking out seven without issuing a walk
- Following rehab and a brief stint in the minors, recalled on Sept. 10 and his Sept. 15 relief appearance represented his first big league game since May 20, 2017...struck out a batter in 1.0 inning of relief against the St. Louis Cardinals

Was a key piece out of the bullpen during the NLCS and World Series, going 1-0 with a 2.84 ERA (2 ER/6.1 IP) in seven Postseason relief appearances...struck out five batters against only one walk, while holding batters to a .174 average...in eight minor league appearances (six starts), allowed seven runs in 11.2 innings with the Rookie-Level AZL Dodgers, Single-A Rancho Cucamonga and Triple-A Oklahoma City...officially began his minor league rehab on July 30, reinstated from the DL and optioned to the minors on Aug. 24

2017

- In an injury-shortened season, he went 0-2 with a 5.40 ERA (14 ER/23.1 IP) in just five starts during his only stint in the Majors from April 27-May 20

Placed on the minor league disabled list on June 11 and underwent season-ending left anterior capsule (shoulder) surgery on June 27...the surgery was performed by Dr. Neal ElAttrache in Los Angeles...made six starts for Triple-A Oklahoma City, going 3-0 with a 2.59 ERA (9 ER/31.1 IP) while collecting 32 strikeouts against 15 walks over 31.1 innings...held hitters to a .185 average and posted a 1.12 WHIP

2016

- Saw his first big league action in four stints with the Dodgers, going 5-2 with a 3.39 ERA and striking out 84 batters against 31 walks in 77.0 innings
- Was rated by MLB.com and Baseball America as the Dodgers' No. 1 prospect and the second and fourth overall prospect in baseball, respectively at the time of his call up

Had his contract selected on May 27 from Triple-A Oklahoma City and made the start against the Mets that day for his Major League debut, allowing three runs on five hits in 2.2 innings and did not factor in the decision...was the 34th Dodger to make his MLB debut as a teenager since the club joined the National League in 1890 and first since Adrian Beltre, who made his debut on June 24, 1998 at the age of 19 years, 78 days...at 19-years-old (19 years, 289 days) became just the second teenager to start a game in the Major Leagues this century, joining Felix Hernandez (19 years, 118 days), who debuted in 2005...the last Dodger younger than Urias to make a start was Dick Calmus, who took the mound at Dodger Stadium on Aug. 23, 1963 vs. Milwaukee at 19 years, 228 days – Source: Stats, LLC.

Collected his first big league win on June 28 at Milwaukee, allowing two runs on two hits in 6.0 innings and striking out six ...went 4-2 with a 3.25 ERA (25 ER/69.1 IP) and struck out 77 batters against 27 walks in 15 starts, while going 1-0 with a 4.70 ERA (4 ER/7.2 IP) in three relief appearances...his eight strikeouts on June 17 were the most by a teenager (19 yrs, 310 days) in a Dodger uniform since Don Drysdale struck out nine against the Phillies in 1956 (19 yrs, 275 days)...was unbeaten in his last 14 games (11 starts) since June 17...after the All-Star break, went 4-0 with a 1.99 ERA (9 ER/40.2 IP) in 10 games (seven starts)...overall, held lefties to a .234 average (15-for-64)...the opposition hit .188 (13-for-69) with no home runs with runners in scoring position ...made two appearances (one start) during the postseason run in the NLDS against the Nationals and the NLCS against the Cubs...became the youngest Dodger pitcher ever to appear in a postseason game at 20 years, 62 days in 2016 NLDS Game 5 against the Nationals, allowing just one hit in 2.0 innings of relief and recorded the win...became the youngest starting pitcher in MLB postseason history in the 2016 NLCS Game 4 against the Cubs at 20 years, 68 days, allowing four runs on four hits in 3.2 innings and recorded the loss...began the season with Triple-A OKC and appeared in 11 games (seven starts), going 5-1 with a 1.40 ERA (7 ER/45.0 IP)...held the opposition to a .200 average and struck out 49 against just eight walks in 45.0 innings...at the time of his promotion on May 27, led the Pacific Coast League in ERA (1.10), WHIP (0.78) and opponents' batting average (.176), while tying for 10th with 44 strikeouts

2015

Combined to go 3-5 with a 3.81 ERA in 18 starts with Triple-A Oklahoma City, Double-A Tulsa, Advanced-A Rancho Cucamonga and the Rookie-Level AZL Dodgers...opened the season and spent the majority of the year with Tulsa before a late-season promotion to Triple-A...also made three rehab starts in Arizona and Rancho Cucamonga...limited opposing hitters to a .241 batting average, while posting a 1.18 WHIP...placed on the DL from May 16-July 21 due to elective cosmetic surgery on his left eye on May 28...saw his first action at the the Double-A with Tulsa, where he limited opponents to a .213 batting average with a 1.00 WHIP...struck out 74 against only 15 walks in 68.1 innings with the Drillers...selected as the Double-A Texas League Pitcher of the Week for the period ending April 20...entered 2015 rated by MLB.com as the No. 8 prospect in all of baseball

2014

Honored as the 2014 Dodgers' Branch Rickey Minor League Pitcher of the Year, after going 2-2 with a 2.36 ERA (23 ER/87.2 IP) in 25 games (20 starts)...struck out 109 batters against 37 walks in 87.2 innings...held hitters to a .194 average, including a .175 mark against lefties (17-for-97) and posted a 1.11 WHIP...limited batters to a .171 average with runners on base and a .164 average (12-for-73) with RISP...finished the season strong, going 1-1 with a 1.20 ERA (6 ER/45.0 IP) in 12 games (10 starts) and held opponents to a .162 average...struck out 62 against just 19 walks in 45.0 innings...honored as MiLB.com's organizational All-Star and was also selected to the World Team for the 2014 XM All-Star Futures Game, becoming the youngest-ever player to participate in the contest at the age of 17

2013

* Opened the 2013 season as a 16-year-old and went 2-0 with a 2.48 ERA and a 1.10 WHIP in 18 starts with Single-A Great Lakes in his first professional season...struck out 67 against 16 walks in 54.1 innings

Held hitters to a .227 average and was effective against batters from both sides of the plate, limiting lefties to a .214/.241/.268 slashline and a .232/.307/.399 slashline against righties...limited batters to a .221 average with runners on base and a .143 mark with RISP

Personal

Julio Urías (pronounced oo-REE-ahs)...father, Carlos, played one year of professional baseball as a catcher in Mexico...lives in Culiacan Rosales, Mexico...wears uniform No. 7 for his favorite player growing up, outfielder Darrell Sherman of the Culiacan Tomateros...signed as a non-drafted free agent by Los Angeles on Aug. 17, 2012...signed by scout Mike Brito.



Miguel VARGAS

IF | 17

@miggy_13

Bats: Right **Throws:** Right**Height:** 6-3 **Weight:** 205**Opening Day Age:** 23**Born:** November 17, 1999 in La Habana, Cuba**Resides:** La Habana, Cuba**Acquired:** Signed a minor-league free agent on September 7, 2017**ML Service:** 0.041**ML Debut:** August 3, 2022

Career Highlights

* Over his four seasons in the Dodger organization, the Cuban owns a .313/.390/.418 Minor League slashline for 112 doubles, 12 triples, 49 home runs, and 265 RBI and a Major League slashline of .170/.200/.255

* Made his Major League debut on August 3, 2022 at San Francisco...recorded his first Major League hit, a double, off of Alex Cobb in the top of the second and ended the game 2-for-4 with two RBI

* Clubbed his first Major League home run on September 24, 2022 vs. St. Louis off Jordan Montgomery

* Was named to the 2022 All-Star Futures Game...started at second base and went 0-1 at the plate with a walk, a run, and a groundout in four innings

* Named to the Dodgers 2022 26-man NLDS roster, the first of his career...did not play

* Awarded 2022 Triple-A Player of the Year and Dodgers' Minor League Player of the Year by Baseball America after slashing .304/.404/.511 with 17 home runs and 82 RBI

* Voted MiLB.com's Top MLB Prospect in the Pacific Coast League by Minor League managers for 2022

* In 2021, he was named as a MiLB.com Organization All-Star and Double-A Central Player of the Month in August after slash line .319/.380/.526 with 27 doubles, career-high 23 home runs, 76 RBI and 11 stolen bases

* In 2019, he earned multiple awards with Single-A Great Lakes, including Post-Season All-Star, MiLB.com Organization All-Star, Baseball America Low Class A All-Star and Mid-Season All-Star

* Ranked the No. 3 prospect in Dodgers' organization

* Signed as a free agent on September 7, 2017

Year-By-Year

2022

- Spent majority of the season with Triple-A Oklahoma City (113 G) and was called up to the Big Leagues on August 2, making his debut the following day at San Francisco where he recorded his first ML hit with a double off of Alex Cobb
- In 18 games with the Dodgers, he punched .170 (8-for-47) with a double, a home run and eight RBI...stroked his first Major League home run on September 24 versus St. Louis off Jordan Montgomery
- Named to the Dodgers 2022 26-man NLDS roster, the first of his career...did not appear
- Awarded 2022 Triple-A Player of the Year and Dodgers' Minor League Player of the Year by Baseball America
- In 113 games with Triple-A Oklahoma City, the righty roped a .304 average (133-for-438) including 32 doubles, four triples (career-high), 17 home runs, and 82 RBI (career-high)... slashed .304/.404/.511 with 224 total bases and 53 extra base hits (career-high)
- Had the fifth highest batting average in Triple-A with .304 and second highest on base percentage with .404
- Voted MiLB.com's Top MLB Prospect in the Pacific Coast League by Minor League managers

Averaged .351 (33-for-94) against lefties with OKC and .291 against righties (100-for-344)...most of his Minor League starts were at third base where he has a fielding percentage of .919 with 15 errors...went 3-for-4 with one run on April 12 with Oklahoma City, clubbing a triple and three RBI against the El Paso Chihuahuas... had his best month in May with OKC, slashing .316/.422/.531 with 31 hits including five doubles, four home runs and 18 RBI in 98 at bats in 25 games... ranked second in Pacific League in batting average (.304), on-base percentage (.404), and tied for first in runs (100)

2021

- Divided his time between Advanced-A Great Lakes and Double-A Tulsa, making the move on June 16
- Named as a MiLB.com Organization All-Star and Double-A Central Player of the Month in August after slashline .319/.380/.526 with 27 doubles, career-high 23 home runs, 76 RBI and 11 stolen bases

- With Single-A Great Lakes, he slashed .314/.366/.532 with a .898 OPS in 156 at-bats over 37 games
- Tallied a 22-game hit streak with Great Lakes from May 12 - June 5, going 35-for-95 with eight doubles and seven RBI
- With Double-A Tulsa, went 67-for-327 for a .321 average over 83 games...totaled 16 doubles, 16 home runs, and 60 RBI with seven stolen bases
- Notched the third multi-home run game of his career, with two blasts on Aug. 14 against Wichita as part of the Tulsa Drillers
- Spent time across the infield, combining for 10 games at first base, 17 games at second game, and 84 games at third base...committed just 15 errors in 334 chances
- Was named the 2021 Branch Rickey Minor League Player of the Year by the Los Angeles Dodgers organization after hitting .319 with 23 homers and 76 RBI

Knocked in a career-high eight RBI on July 25 against Northwest Arkansas, going 3-for-4 with four runs, one double, one home run, and two walks...had 12 three-hit games, knocking in 17 runs...tallied ten multi-walk games...during home games, hit .342/.367/.603 with four home runs and ten RBI...had his best month in August, averaging .410 (41-for-100) with five home runs and 18 RBI...hit right-handed pitching well, slashing .381/.435/.524 across 12 games

2020

Spent parts of the season at the alternate site at USC

2019

- Split the season between Single-A Great Lakes and Advanced-A Rancho Cucamonga
- With the Loons, the infielder appeared in 70 games and milked a .325/.399/.464 slashline for 20 doubles, two triples, five home runs and 45 total RBI

Racked up several accolades during the season with Great Lakes, including Post-Season All-Star, MiLB.com Organization All-Star, Baseball America Low Class A All-Star, Mid-Season All-Star, and was voted Player of the Week on August 25 with Advanced-A Rancho Cucamonga...was promoted to Advanced-A Rancho Cucamonga on July 2, after smashing two home runs in each game on back to back dates, June 30 and July 1, against Fort Worth...posted a .284 average (60-for211) with the Quakes, totaling 18 doubles, one triple, and two home runs for 86 TB...started 42 games at third base for a .958 fielding percentage and also played six games at second base

2018

In his first season as a member of the Dodger organization, the infielder played with Rookie-level AZL Dodgers, Single-A Great Lakes, and Rookie-level Ogden...with AZL Dodgers, slashed .419/.514/.581 with a 1.094 OPS as he totaled three doubles, one triple, and two RBI over 31 AB...posted a .213 average (16-for-75) with one double and one triple over 23 games with Single-A Great Lakes...started 19 games at third base...as a member of Rookie-level Ogden team, he earned a .394/.447/.596 slashline accompanied by 11 doubles, one triple, two home runs and 22 RBI for a 1.042 OPS...also played 1B (6 G, 6 GS), 2B (2 G, 2 GS), and 3B (13 G, 12 GS)

Personal

Miguel Antonio Vargas...born in La Habana, Cuba on November 17, 1999...first and third baseman was signed as a free agent on September 7, 2017

Career Batting Record

Year	Team	AVG	G	AB	R	H	2B	3B	HR	RBI	SH	SF	HP	BB	SO	SB	CS	OBP	SLG	E
2018	Great Lakes	.213	23	75	4	16	1	1	0	6	1	2	1	10	20	0	0	.307	.253	4
	AZL Dodgers	.419	8	31	6	13	3	1	0	2	0	0	1	5	3	1	0	.514	.581	1
	Ogden	.394	22	94	25	37	11	1	2	22	0	0	1	8	13	6	1	.447	.596	8
2019	Rancho Cucamonga	.284	54	211	23	60	18	1	2	32	1	1	3	20	40	4	3	.353	.408	5
	Great Lakes	.325	70	280	53	91	20	2	5	45	3	0	5	35	43	9	1	.399	.464	17
2021	Great Lakes	.314	37	156	31	49	11	1	7	16	0	2	5	9	32	4	0	.366	.532	6
	Tulsa	.321	83	327	67	105	16	1	16	60	0	5	2	36	57	7	1	.386	.523	17
2022	LOS ANGELES	.170	18	47	4	8	1	0	1	8	0	1	0	2	13	1	0	.200	.255	1
	Oklahoma City	.304	113	438	100	133	32	4	17	82	0	5	6	71	76	16	5	.404	.511	16
Major League - 1 year		.170	18	47	4	8	1	0	1	8	0	1	0	2	13	1	0	.200	.255	1
Dodger Totals - 1 year		.170	18	47	4	8	1	0	1	8	0	1	0	2	13	1	0	.200	.255	1
Minor League- 4 years		.313	410	1612	309	504	112	12	49	265	2	20	22	194	284	47	11	.390	.488	74

Career Transactions

- September 7, 2017: Signed as a non-drafted international free agent

Injured List

- No Injuries at the Major League Level



Alex VESIA

LHP | 51

@alexvesia

Bats: Left **Throws:** Left**Height:** 6-1 **Weight:** 210**Opening Day Age:** 26**Born:** April 11, 1996 in Alpine, CA**Resides:** Alpine, CA**Acquired:** Trade from Miami on February 12, 2021**ML Service:** 2.103**MLB Debut:** July 25, 2020

Career Summary

* Left-handed reliever enters his third year with Los Angeles after solidifying himself as a dependable southpaw out of the bullpen...was acquired from Miami in February 2020 in a trade for Dylan Floro

* As a Major Leaguer, owns a 8-2 record with two saves and a 2.92 ERA (32 ER/98.2 IP)...has struck out 138 batters against 53 walks and limited hitters to a .173 average

* Set career-highs in numerous categories during the 2022 season: wins (5), games (53), holds (16), innings pitched (54.1), and strikeouts (79)

* Earned his first win on July 31, 2021 at Arizona, tossing a scoreless inning of relief

* Recorded his first Major League save on September 21, 2021 at Colorado after pitching 0.1 innings in relief

* Has pitched especially well at home ball parks, allowing just 25 hits with 69 strikeouts over 47.1 IP (51 G)

* Saw his first Postseason action in 2021 in both the NLDS and NLCS...posted a 2.08 ERA (1 ER/4.1 IP) with seven strikeouts and three walks over seven games

* Made his MLB debut on July 25, 2020 at Philadelphia as a member of the Marlins organization...allowing two runs in 0.2 innings and despite taking the loss, he struck out the first big league hitter he faced, Didi Gregorius

* Was named a MLB.com Organization All-Star in 2019 as a member of the Marlins system

* Attended Division II Cal State East Bay and was the school's all-time leader in wins (24) and strikeouts (249)...is the school's highest-ever drafted pitcher

* Selected by Miami in the 17th round of the 2018 First-Year Player Draft and was signed by scout John Hughes

Year-By-Year

2022

• Twirled a 5-0 record on the season with a career-low ERA of 2.15 (13 ER/54.1IP)...struck out 79 and walked 24 in 63 games

• Set career-highs in numerous categories during the 2022 season: wins (5), games (53), holds (16), innings pitched (54.1), and strikeouts (79)

• Fanned out 79 batters on the season, the highest of any reliever on the team and sixth highest overall...tied for second-most appearances on the team with 63 (Evan Phillips: 64, Craig Kimbrel: 63)

• Logged his first win of the season on June 22 vs. Cincinnati, pitching one relief inning, allowing one hit, and striking out two

• Recorded his second career save and only on the season July 7 vs. the Cubs, striking out the only batter he faced

• Ended his scoreless streak of 8.2 innings over ten games May 13 vs. PHI

• Appeared in three games of the NLDS, giving up a combined two hits in 2.2 relief innings, walking three and striking out four

Garnered at least one strikeout in 51 of his 63 appearances ...held lefties to an impressive .130 batting average (9-for-69) and righties to .217 (28-for-129)...had his best month in September, going 2-0 with an 0.90 ERA (1 ER/ 10.0 IP) in 10 games, giving up three hits and five walks while punching out 16...amassed a 4-0 record and 1.05 ERA (3 ER/25.2 IP) in the second half of the season...held hitters to a .198 batting

average at home and .178 away...struck out the side three times (5/1 vs. DET, 8/21 vs. MIA, 9/22 vs. ARI)
2021

- Was a key piece of the bullpen for majority of the season, amassing a 3-1 record across 41 games for a 2.08 ERA (10 ER/40.0 IP) tagged with 54 punchouts and 22 walks
- Earned his first Major League win on July 31 at Arizona, tossing a scoreless inning of relief
- Was even keeled against both lefties and righties, keeping hitters to a .160/.150 respective average
- Proved to be incredibly affective at home, limiting the opposition to just seven hits and a .097 average across 22 games this season
- Pitched a career-high 2.0 innings twice this season, on May 4 against the Cubs and July 19 versus the Giants...struck out two in each appearance
- Registered his three wins in the second half over 29 games, producing a 0.99 ERA and 0.84 WHIP in those appearances...faced 106 batters and struck out 36 against just 11 walks
- Saw his first Postseason action in Game 1 of the NLDS against San Francisco...totaled a 2.08 ERA (1 ER/4.1 IP) with seven strikeouts and three walks over seven games
- Appeared for Triple-A Oklahoma City from June 7 to July 6...pitched in nine games, fanning 19 batters and allowing just three walks for a 1.00 ERA (1 ER/9.0 IP) during that span

Ranked sixth on the team in amount of games (41) and 11th for strikeouts (11th)...struck out the side four times this season in the Majors (5/16 vs. MIA, 6/2 vs. STL, 8/7 vs. LAA, 9/9 at STL)...fanned four over 1.2 scoreless innings on August 10 against Philadelphia...never allowed a hit with runners on second base, third base, or runners on second and third base...struck out 23 batters and gave up just four hits over 45 at-bats when faced with two outs...kept hitters to a .111 average when runners were in scoring position...had 12 multiple inning appearances

2020

* Saw his first Major League action with the Marlins, allowing 10 runs (nine earned) in 4.1 innings (18.69 ERA) in five relief appearances

* Made his MLB debut on July 25 at Philadelphia, allowing two runs in 0.2 innings and taking the loss in the Marlins' 7-1 defeat...struck out the first big league hitter he faced, Didi Gregorius

Spent the majority of the season at the Alternate Site...placed on the disabled list from Aug. 2-29

2019

* Had a breakout 2019 campaign, combining to go 7-2 with a 1.76 ERA in 38 appearances (one start) across three levels of the Marlins' system...had a dominant stint in Double-A, striking out 25 in 16.1 scoreless innings over nine relief appearances

* Posted 100 strikeouts against just 19 walks in 66.2 innings

Limited opposing hitters to a .187 average with a .095 WHIP

Following the season, played for Salt River in the Arizona Fall League and tossed 10.1 scoreless innings in nine outings

2018

* In his first professional action, went 4-0 with a 1.35 ERA in 14 games with the Rookie-level GCL Marlins and short-season Batavia

Posted a .242 opponents' batting average with 38 strikeouts against seven walks in 33.1 innings

Personal

Alexander Victor Vesia...got engaged to fiancée Kayla Howard during the 2022 offseason... attended Division II Cal-State East Bay, where he was the school's all-time leader in wins (24) and strikeouts (249)...became the school's highest-ever drafted pitcher...was a recreation management major, and following his Arizona Fall League stint in 2019, interned in the football recruitment office at San Diego State University...selected by Miami in the 17th round of the 2018 First-Year Player Draft and signed by scout John Hughes.

Career Pitching Record

Year	Team	W-L	ERA	G	GS	CG	SHO	SV	IP	H	R	ER	HR	HB	BB	SO	WP	BK	AVG
2018	GCL Marlins	1-0	0.00	4	0	0	0	0	8.2	4	1	0	0	1	3	7	0	0	.133
	Batavia	3-0	1.82	10	0	0	0	0	24.2	27	7	5	1	0	4	31	4	0	.276
2019	Clinton	1-2	2.56	19	1	0	0	3	31.2	24	9	9	1	1	17	51	1	0	.207
	Jupiter	4-0	1.93	10	0	0	0	1	18.2	12	4	4	2	1	1	24	1	0	.179
2020	Jacksonville	2-0	0.00	9	0	0	0	1	16.1	8	0	0	0	2	1	25	0	0	.154
	MIAMI	0-1	18.69	5	0	0	0	0	4.1	7	10	9	3	0	7	5	0	0	.350
2021	LOS ANGELES	3-1	2.25	41	0	0	0	1	40.0	17	17	10	6	2	22	54	0	0	.126
	Oklahoma City	0-0	1.00	9	0	0	0	2	9.0	3	1	1	0	1	3	19	0	0	.107
2022	LOS ANGELES	5-0	2.15	63	0	0	0	1	54.1	37	14	13	2	2	24	79	2	0	.187
Major League - 3 years		8-2	2.92	109	0	0	0	2	98.2	61	41	32	11	4	53	138	2	0	.173
Dodger Totals - 2 years		8-1	2.19	104	0	0	0	2	94.1	54	31	23	8	4	46	133	2	0	.158
Minor League- 3 years		11-2	1.57	61	1	0	0	7	109.0	78	22	19	4	6	29	157	6	0	.199

Career Postseason Pitching Record

Year	Team	W-L	ERA	G	GS	CG	SHO	SV	IP	H	R	ER	HR	HB	BB	SO	WP	BK
2021	NLDS: LAD vs. SF	0-0	6.75	2	0	0	0	0	1.1	2	1	1	1	0	0	2	0	0
	NLCS: LAD vs. ATL	0-0	0.00	5	0	0	0	0	3.0	3	0	0	0	0	3	5	0	0
2022	NLDS: LAD vs. SD	0-0	0.00	3	0	0	0	0	2.2	2	0	0	0	0	3	4	0	0
Postseason Totals		0-0	1.29	10	0	0	0	0	7.0	7	1	1	1	0	6	11	0	0
LDS Totals		0-0	2.25	5	0	0	0	0	4.0	4	1	1	1	0	3	6	0	0
LCS Totals		0-0	0.00	5	0	0	0	0	3.0	3	0	0	0	0	3	5	0	0

Career Single-Game Bests

Low-Hit Complete Game:	None	Most Strikeouts:	4, August 10, 2021 at PHI
Most Innings Pitched - Starter:	---	Most Walks:	4, May 1, 2021 at MIL
Most Innings Pitched - Reliever:	2.0, (2x), last, July 19, 2021 vs. SF	Longest Winning Streak:	8 games, July 31, 3021 - current
Most Earned Runs Allowed:	4, Sept. 9, 2020 at ATL	Longest Losing Streak:	2 games, July 25, 2020 - May 1, 2021

Career Fielding Record

Position	PCT	G	PO	A	E	TC	DP
Pitcher	.625	109	1	4	3	8	0

Career Transactions

- June 6, 2018: Drafted by the Miami Marlins in the 17th round of the 2018 amateur draft. Player signed June 16, 2018.
- February 12, 2021: Traded by the Miami Marlins with Kyle Hurt (minors) to the Los Angeles Dodgers for Dylan Floro.

Injured List

- No injuries at the Major League level



Jorbit VIVAS

IF | 80

@el_bit13

Bats: Left **Throws:** Right**Height:** 5-10 **Weight:** 171**Opening Day Age:** 22**Born:** March 9, 2001 in Puerto Cabello, Venezuela**Resides:** Puerto Cabello, Venezuela**Acquired:** Signed as an international free agent by the Los Angeles Dodgers on July 4, 2017.

Career Highlights

- * The Venezuelan native is in his fifth professional season in the Dodger organization after spending the entirety of the 2022 season with Advanced-A Great Lakes
- * Owns a .286/.383/.429 slashline for 73 doubles, 15 triples, 26 home runs, and 196 RBI in 339 games across five levels
- * The versatile infielder has appeared at 2B (157 G, 153 GS), 3B (82 G, 77 GS), and SS (2 G), posting a .983 fielding percentage at second base... committing nine errors over 540 total chances
- * Named a Midwest League Post-Season All-Star in 2022...formerly named a 2021 CAL Post-Season All-Star with Single-A Rancho Cucamonga
- * Awarded Midwest League Player of the Week for May 22, 2022 for Advanced -A Great Lakes
- * Currently ranked the No. 16 prospect in Dodgers' organization
- * Signed as a free agent on July 4, 2017

Year-By-Year

2022

- Spent the entire season with Advanced-A Great Lakes, producing a .269 batting average (129-for-479) with 19 doubles, seven triples (career-high), 10 homers, 66 RBI and 36 extra base hits... launched a .222 batting average off lefties (26-for-117) and .285 off righties (103-for-362)
- Split time between second base (91 G) and short stop (33 G, 32 GS), had a .987 fielding percentage at second base...committing just four error over 307 total chances
- Finished third in hits in Advanced-A for the regular season with 129
- Named a Midwest League Post-Season All-Star and was also named Midwest League Player of the Week on May 22 after he smashed 14-for-25, slashing .560/.607/.920 with eight RBI and five runs scored...did not strikeout

2021

- * Split the season between High-A Great Lakes and Low-A Rancho Cucamonga, hitting a combined .312 with 14 homers and 87 RBI
- * Started the season with Rancho Cucamonga, playing in 83 games and slashing .311/.389/.515 with 13 homers and 73 RBI.
- * Promoted to Great Lakes on August 25 and hit .318 in 23 games...tallied six doubles, one homer and 14 RBI for the Loons

After hitting .238 in the month of May, he hit .309 (25-for-81) with three homers and 17 RBI in the month of June...On June 8, he went 6-for-6 with three runs scored, one homer and four RBI...he recorded a six-game hitting streak from June 8-15, batting .444 (12-for-27) with two homers and nine RBI in that span...slashed a season-best .347/.420/.582 with four homers and 24 RBI in the month of July...

2020

* Minor League Season cancelled due to Covid-19

2019

* Started the season AZL Dodgers, batting .357 (41-for-115) with 11 doubles, two triples, one homer and 20 RBI... Finished the season in Ogden, playing in 24 games and slashing .286/.371/.417 with one homer and 12 RBI

* Hit a career-best .327 (65-for-199) in 54 combined games

Personal

Jorbit Jose Vivas...born March 9, 2001 in Puerto Cabello, Venezuela...signed to a minor league contract with the Dodgers on July 4, 2017

Career Batting Record																				
Year	Team	AVG	G	AB	R	H	2B	3B	HR	RBI	SH	SF	HBP	BB	SO	SB	CS	OBP	SLG	E
2018	DSL Dodgers	.222	51	176	33	39	11	1	0	11	0	4	11	26	35	16	4	.350	.295	5
2019	Ogden	.286	24	84	13	24	6	1	1	12	0	1	6	6	16	5	5	.371	.417	2
	AZL Dodgers	.357	30	115	18	41	11	2	1	20	0	3	6	13	15	5	4	.438	.513	5
2021	Rancho Cucamonga	.311	83	328	73	102	20	4	13	73	0	3	17	27	42	5	3	.389	.515	8
	Great Lakes	.318	23	85	12	27	6	0	1	14	0	1	3	13	13	3	1	.422	.424	2
2022	Great Lakes	.269	128	479	73	129	19	7	10	66	0	6	21	63	58	2	1	.374	.401	15
Minor League - 4 years		.286	339	1267	222	362	73	15	26	196	0	18	64	148	179	36	18	.383	.429	37

Career Transactions

• July 4, 2017: Signed as an international free agent by the Los Angeles Dodgers

Injured List

• No injuries at the Major League Level

1922-2022
MAURY WILLS





Matt
ANDRIESE

RHP | 35

@MAndriese

Bats: Right **Throws:** Right

Height: 6-2 **Weight:** 215

Opening Day Age: 33

Born: August 28, 1989 in Redlands, California

Resides: Redlands, CA

Acquired: Signed to a minor league contract January 30, 2023

ML Service: 6.071

ML Debut: April 10, 2015



Career Highlights

- * Pitcher enters his 12th season and first as a member of the Dodger organization
- * Owns a career Major League record of 28-37 and a 4.63 ERA (262 ER/509.0 IP) with 474 strikeouts in 217 games (50 starts) and a career Minor League record of 41-29 with a 3.28 ERA (219 ER/601.0 IP) with 541 strikeouts in 123 games (109 starts)
- * Made his Major League debut April 10, 2015 at Miami, pitching one relief inning, giving up one walk and striking out one
- * Earned his first Major League win on June 12, 2015 vs. CWS, pitching 5.2 innings while giving up six hits, two runs, and one walk while striking out five
- * His first career save came April 24 vs. TOR, tossing 3.0 innings relief...giving up two hits, one earned run, one home run, and one strikeout in the 12-3 victory...has eight career Major League saves
- * On May 14, 2016 vs. OAK, his second start of the season and 10th of his career, recorded his first Major League complete-game shutout, a two-hitter accompanied by five strikeouts
- * Drafted in 2011 by the San Diego Padres in the third round

Year-By-Year

2022

•Went a combined 5-2 in 15 games and a 2.86 ERA (20 ER/63.0 IP) with 56 strikeouts against 14 walks between the Japan Eastern League and Japan Central League

2021

• Signed by Boston in free agency (26 G) before being released August 19...later signed by Seattle on August 22
 • With Boston, spun a 2-3 record and one save with a 6.03 ERA (25 ER/37.1IP) with 38 strikeouts against 11 walks
 • Made three rehab appearances for Triple-A Worcester, tossing a combined 4.0 relief innings
 • With Seattle, went 0-0 with a 2.45 ERA (3 ER/11.0 IP) and a 1.09 WHIP with 12 strikeouts in eight games
 Had a combined nine hitless appearances...gave up one run or less in 28 out of 37 games

2020

• Traded to Los Angeles (Angels) where he made 16 appearances (one start) for the Angels, posting a 2-4 record and two saves with a 4.50 ERA (16 ER/32.0 IP), a 1.00 WHIP, and a .184 opponent average (21-for-114)
 •His lone start came in his season debut (7/26 at OAK) when he threw 5.2 scoreless innings
 Held right-handed hitters to a .501 OPS...threw at least 2.0 innings in eight of his appearances...in eight September outings, all in relief, allowed two runs in 12.1IP (1.46 ERA) while limiting opponents to a .075 AVG (3-for-40) with no walks and 13 strikeouts

2019

• Spent a majority of the season with Arizona (54 G) before being sent on rehab assignments to Rookie-league AZL D-Backs and Advanced-A Visalia
 • With Arizona, spun a 5-5 record and one save with a 4.71 ERA (37 ER/70.2 IP) with 79 strikeouts against 27 walks

- In one start with Rookie-league AZL D-Backs, pitched 0.1 innings and giving up two hits and one earned run
- In two starts with Advanced-A Visalia, tossed a combined two innings and gave up five hits, three earned runs and two home runs while striking out four

Ranked fourth among N.L. relievers with 17 games of 2+ innings behind Wei-Yin Chen (21), Josh Tomlin (20) and Seth Lugo (19)...threw his changeup on 37.3% of pitches...held left-handed hitters to a .228 (26-for-114) average, including a .067 (1-for-15) after Aug. 29 (11 games) and .097 (3-for-31) after Aug. 14 (16 games)...earned a three-inning save, April 26 vs. Cubs (fifth career save)

2018

- Started the season with Tampa Bay (27 G, 4 GS) before being traded to Arizona on July 25
- With Tampa Bay, tossed a 3-4 record with a 4.07 ERA (27 ER/59.2 IP), fanning 59 batters while holding them to a .240 average
- With Arizona (14 G, 1 GS), went 0-3 with a 9.00 ERA (19 ER/19.0 IP), striking out 19 batters against seven walks
- Made one start with Advanced-A Visalia, spinning 3.2 innings and giving up one hit

Averaged a career-best 8.92 strikeouts per 9.0 innings...Threw 2.0+ innings 20 times, tied for the sixth most in the Majors...made 4 starts with Tampa Bay as the "opener" and posted a 3.18 ERA (4 ER in 11.1 IP) with a .171 opponent average...also started for Arizona on Sept. 18 vs. Cubs, giving up five earned runs in two innings in the loss

2017

- Began the season with Tampa Bay before missing two months with a right hip injury
- On rehab assignments to Advanced-A Charlotte (2 G) and Triple-A Durham, went a combined 3-3 record with a 3.68 ERA (3 ER/7.1 IP) with eight strikeouts against one walk
- With Tampa Bay, started 17 games and made one relief appearance going 5-5 with one save with a 4.50 ERA (43 ER/86.0 IP) with 76 strikeouts against 28 walks

Began the season 5-1 with a 3.24 ERA (21 ER/58.1 IP) over his first 10 starts through May 25...also on the 10-day IL May 30-June 10...went 4-0 with a 3.55 ERA (18 ER/45.2 IP) in nine starts at home...yielded 16 HR in 86.0 IP, and his 1.67 HR/IP ratio would have been 6th-highest in the majors if he posted enough innings to qualify...home runs accounted for 22 of his 48 runs allowed

2016

- Began the season with Triple-A Durham before being recalled by Tampa Bay May 8
- With Triple-A Durham, went 1-2 with a 3.41 ERA (13 ER/34.1 IP) with 44 strikeouts against seven walks in six games
- In 29 games (19 starts) with Tampa Bay, tossed a 8-8 record with one save and a 4.37 ERA (62 ER/127.2 IP) and 1.22 WHIP with a career-high 109 strikeouts against 25 walks
- On May 14 vs. OAK, his second start of the season and 10th of his career, recorded his first Major League complete-game shutout, a two-hitter accompanied by five strikeouts

Was one of eight pitchers to start the 2016 season 6-0 or better, after the 6-game winning streak, he lost his next 7 decisions from June 25-Sep 5, spanning 15 apps and 8 starts...went 7-7 as a starter with a 4.80 ERA (56 ER/10.05 IP) and 1-1 as a reliever with a 2.38 ERA (6 ER/22.2 IP) with one save...finished the season with 7 consecutive starts allowing 1 BB or fewer, beginning Aug 24

2015

- Made Tampa Bay's opening roster, appearing in 25 games (8 starts) over five stints with the Rays, his first major league action
- With Tampa Bay, tossed a 3-5 record with a 4.11 ERA (30 ER/65.2 IP), striking out 49 batters against 18 walks
- Made his Major League debut April 10 at Miami, pitching one relief inning, giving up one walk and striking out one
- Earned his first Major League win on June 12 vs. CWS, pitching 5.2 innings while giving up six hits, two runs, and one walk while striking out five
- His first career save came April 24 vs. TOR, tossing 3.0 innings relief innings...giving up two hits, one earned run, one home run, and one strikeout in the 12-3 victory
- With Triple-A Durham, went 3-3 (13 G, 12 GS) with a 2.35 ERA (17 ER/65.0 IP), striking out 69 batters against 10 walks

Was one of six major league pitchers with at least two starts and two saves in 2015, and one of two rookies along with teammate Steve Geltz...went 2-2 with a 3.57 ERA (14 ER/35.1 IP) in his 8 starts, compared to 1-3, 4.75 (16 ER/30.1 IP) in 17 relief appearances...allowed two runs or fewer in six of eight starts, and yielded one walk or fewer in six of eight starts

2014

- Spent the entirety of the season with Triple-A Durham (28 G, 25 GS) after being acquired by Tampa Bay in a trade
- Fired a 11-8 record with a 3.77 ERA (68 ER/162.1 IP), striking out 129 batters against 48 walks
- Led Triple-A Durham with 11 wins...ranked 2nd in the Rays system with 129 strikeouts

Through July 17, went 11-3 with a 3.19 ERA (115.2-IP, 41-ER) in 20 games, 18 starts...among International League pitchers, ranked 4th in SO, 3rd in IP (162.1), tied for 2nd in HR allowed (18) and 4th in WHIP (1.24)...held righties to a .236 batting average and lefties to .272

2013

- Began the season with Double-A San Antonio (15 G) before being promoted to Triple-A Tucson (12 G, 10 GS) on June 28
- With Double-A San Antonio, notched a 8-2 record with a 2.37 ERA (20 ER/76.0 IP) and 1.16 WHIP
- With Triple-A Tucson, tossed a 3-5 record with a 4.45 ERA (29 ER/58.2 IP)...struck out 42 batters against 12 walks
- Named to the Texas League midseason All-Star Team with Double-A San Antonio

Ranked among Padres minor league leaders in ERA (3.27, 5th), wins (11, 2nd) and strikeouts (105, 5th)...held righties to a .246 batting average and lefties to a .238 average with Double-A San Antonio...had seven scoreless appearances on the year

2012

- Spent the entirety of his first full season with Advanced-A Lake Elsinore (27 G, 26 GS)
- Garnered a 10-8 record with a 3.58 ERA (58 ER/146.0 IP) with 131 strikeouts against 38 walks
- Named a California League postseason All-Star and an Organizational All-Star by MiLB.com

Ranked T-3rd in the California League in WHIP (1.22), T-4th in wins (10), 9th in IP (146) and 5th in SO (131)...finished 6th in the Padres organization in ERA...tied for the organizational lead in wins and ranked 2nd in strikeouts

2011

- Went 5-1 with a 1.51 ERA (7 ER/41.2 IP) and a 0.94 WHIP in 12 games (eight starts) for Class A Short Season Eugene...struck out 42 batters against 10 walks
- Earned his first professional win
- Finished tied for the lead on the staff in wins (5) and led the staff with a 1.51 ERA (min. 40 IP)

Personal

Matthew Lee Andriese...born August 28, 1989 in Redlands, California...he and his wife, Jill, have two children, Tate and Tucker...pitched three seasons at UC Riverside...Drafted in 2011 by the San Diego Padres in the third round

Career Pitching Record

Year	Team	W-L	ERA	G	GS	CG	SHO	SV	IP	H	R	ER	HR	HB	BB	SO	WP	BK	AVG
2011	Eugene	5-1	1.51	12	8	0	0	0	41.2	29	8	7	0	2	10	42	1	0	.197
2012	Lake Elsinore	10-8	3.58	27	26	0	0	0	146.0	140	72	58	9	4	38	131	10	1	.252
2013	San Antonio	8-2	2.37	15	15	0	0	0	76.0	71	26	20	3	3	17	63	2	0	.242
	Tucson	3-5	4.45	12	10	0	0	0	58.2	64	32	29	2	2	12	42	2	0	.287
2014	Durham	11-8	3.77	27	25	0	0	0	134.2	135	58	49	5	5	29	105	4	0	.262
2015	Durham	3-3	2.35	13	12	0	0	0	65.0	65	24	17	2	1	10	69	3	1	.259
	TAMPA BAY	3-5	4.11	25	8	0	0	2	65.2	69	32	30	8	2	18	49	2	2	.267
2016	Durham	1-2	3.41	6	6	1	0	0	34.1	32	14	13	2	2	7	44	5	5	.242
	TAMPA BAY	8-8	4.37	29	19	1	1	1	127.2	131	64	62	17	1	25	109	3	4	.265
2017	Charlotte	0-0	6.00	2	2	0	0	0	3.0	5	2	2	1	0	1	2	0	0	.357
	Durham	0-0	2.08	1	1	0	0	0	4.1	5	1	1	0	0	0	6	0	0	.294
	TAMPA BAY	5-5	4.50	18	17	0	0	1	86.0	90	48	43	16	4	28	76	3	2	.264
2018	Visalia	0-0	0.00	1	1	0	0	0	3.2	1	0	0	0	0	2	5	0	0	.083
	TAMPA BAY	3-4	4.07	27	4	0	0	0	59.2	55	32	27	7	2	18	59	3	0	.240
	ARIZONA	0-3	9.00	14	1	0	0	0	19.0	29	19	19	8	0	7	19	0	0	.354
2019	AZL D-Backs	0-0	27.00	1	1	0	0	0	0.1	2	2	1	0	0	1	0	0	0	.500
	Visalia	0-0	13.50	2	2	0	0	0	2.0	5	3	3	2	0	1	4	0	0	.500
	ARIZONA	5-5	4.71	54	0	0	0	1	70.2	72	37	37	8	3	27	79	9	2	.262
2020	LOS ANGELES	2-4	4.50	16	1	0	0	2	32.0	21	17	16	5	1	11	33	0	0	.184
2021	Worcester	0-0	0.00	3	0	0	0	0	4.0	3	0	0	0	0	0	4	0	0	.200
	BOSTON	2-3	6.03	26	0	0	0	1	37.1	55	29	25	7	3	11	38	0	1	.344
Minor League- 10 years		41-29	3.28	123	109	1	0	0	601.1	575	257	219	39	22	147	541	26	8	.253
Major League - 7 years		28-37	4.63	217	50	1	1	8	509.0	532	284	262	76	17	147	474	20	11	.267

Career Single-Game Bests

Low-Hit Complete Game:	2, May 14, 2016 vs. OAK	Most Strikeouts:	8, (4x), last, Sept. 21, 2017 at BAL
Most Innings Pitched Starter:	9, May 14, 2016 vs. OAK	Most Walks:	4, (4x), last, March 29, 2019 at LAD
Most Innings Pitched Reliever:	5.2, July 26, 2020 at OAK	Longest Winning Streak:	6 games, May 8 - June 15, 2016
Most Earned Runs Allowed:	7, (3x), last, Sept. 10, 2018 at COL	Longest Losing Streak:	7 games, June 25 - Sept. 5, 2016

Career Fielding Record

Position	PCT	G	PO	A	E	TC	DP
Pitcher	.951	217	37	41	4	82	3

Career Transactions

- June 5, 2008: Drafted by the Texas Rangers in the 37th round of the 2008 amateur draft, but did not sign.
- June 7, 2011: Drafted by the San Diego Padres in the 3rd round of the 2011 amateur draft. Player signed June 14, 2011.
- January 22, 2014: Traded by the San Diego Padres with Matt Lollis (minors), Maxx Tissenbaum (minors), Brad Boxberger and Logan Forsythe to the Tampa Bay Rays for Jesse Hahn and Alex Torres.
- July 25, 2018: Traded by the Tampa Bay Rays to the Arizona Diamondbacks for Brian Shaffer (minors) and Michael Perez.
- January 14, 2020: Traded by the Arizona Diamondbacks to the Los Angeles Angels for Jeremy Beasley.
- December 23, 2020: Signed as a Free Agent with the Boston Red Sox.
- August 22, 2021: Signed as a Free Agent with the Seattle Mariners.
- January 30, 2023: Signed as a Free Agent with the Los Angeles Dodgers.

Injured List

- May 31 - June 10, 2017 (groin strain)
- June 13 - August 28, 2017 (hip stress reaction)
- July 20 - August 11, 2019 (left foot contusion)
- July 10 - August 17, 2021 (right hamstring tendinitis)



Drew AVANS

OF | 90

@drewavans77

Bats: Left **Throws:** Left**Height:** 5-10 **Weight:** 195**Opening Day Age:** 26**Born:** June 13, 1996 in Alabaster, Alabama**Resides:** Alabaster, AL**Acquired:** Drafted in the 33rd round of the 2018 First-Year Player Draft by the Los Angeles Dodgers out of Southeastern Louisiana University

Career Highlights

- * Alabama native enters his fifth professional season in the Dodger organization and his first big league camp after posting a .282/.379/.805 slashline last year with Triple-A Oklahoma City
- * Owns a Minor League career slashline of .282/.379/.426 with 54 doubles, 26 triples, 32 home runs, 171 RBI and an OPS of .805...has stolen 103 bases
- * The versatile outfielder has appeared at all three outfield positions, spending a majority of his time in center field (186 G, 169 GS) with a .982 fielding percentage...committed only seven errors in 397 total chances
- * Named MiLB.com Organization All-Star for 2022 after producing a .282 average (122-for-432) with a career-high in runs (94), doubles (17), triples (12), and RBI (48)
- * Drafted in the 33rd round of the 2018 First-Year Player Draft by the Los Angeles Dodgers out of Southeastern Louisiana University

Year-By-Year

2022

- Spent the entirety of the season with Triple-A Oklahoma City (119 G), setting career highs in games (119), at bats (432), runs (94), hits (122), doubles (17), triples (12), walks (61), and total bases (184)
 - Garnered a slashline of .282/.379/.426 and an OPS of .805 despite striking out 129 times and walking 61 times
 - Started 104 games in center field (106 G), committing five errors in 234 total chances for a .979 fielding percentage...also appeared in 12 games in left field
 - Named MiLB.com Organization All-Star for 2022 after producing a .282 average (122-for-432) with a career-high in runs (94), doubles (17), triples (12), and RBI (48)
- Went 3-for-5 with a triple, a home run, and four RBI on September 25 vs. El Paso...roped .279 (90-for-323) off of righties and .294 (32-for-109) off lefties...hit .306 with runners in scoring position including 30 hits and 40 RBI...smashed four RBI in two different games: Sept. 18 at ABQ and Sept. 25 vs. ELP, hitting a combined 6-for-10 with six runs in the two games

2021

- Promoted to Triple-A Oklahoma City for the entire season, playing in 90 games with a .275 batting average (64-for-233)
- Slashed .275/.388/.438 with 102 total bases and 19 stolen base, and striking out 59 times...hit .279 against righties and .259 against lefties respectively
- Had his best month in June, hitting .326 (30-for-92) with seven doubles, three home runs, 14 RBI, and 24 runs
- Spent time across the outfield with a majority in center field (61 G, 48 GS), committing only two errors in 125 total chances

2020

- Did not participate in the 2020 season after the minor league season was cancelled

2019

- Made stops at Single-A Great Lakes (11 G), Advanced-A Rancho Cucamonga (36 G), and Double-A Tulsa (65 G)
- With Single-A Great Lakes, hit .194 (7-for-36) with one single and one home run

- With Advanced-A Rancho Cucamonga, slugged a .293/.353/.488 slashline with an .841 OPS in 123 at bats
 - With Double-A Tulsa, tabbed a .286 batting average (63-for-220)...totaled eight doubles, one triple, six homers, 18 RBI, 36 runs, and 91 total bases
 - Played at all three of the outfield positions, combining for 74 games in left field, 16 games in center field, and 12 games in right field...committed three errors in 112 total chances for a .973 fielding percentage in left field
 - Pitched one inning for Double-A Tulsa on August 29, gave up one hit in nine pitches while earning the win
- 2018**
- Split the season between AZL Dodgers (60 G), Rookie-level Ogden (16 G), and Advanced-A Great Lakes (36 G)
 - With AZL Dodgers, sported a .393 batting average (11-for-28) with one double, three home runs, and 10 RBI
 - With Rookie-level Ogden, tallied a .350/.481/.667 slashline with an OPS of 1.148 in 60 at bats
 - With Advanced-A Great Lakes, went 28-for-123 for a .228 batting average over 36 games...totaled five doubles, two triples, two homers, and 21 RBI
 - Spent time across the outfield, combining for 46 in left field, 12 games in right field, and 15 games in center...committed zero errors over 74 total chances in left field

Personal

Drew Avans...born in Alabaster, AL on June 13, 1996...played four seasons of college ball at Southeastern Louisiana University where he was a pitcher and an outfielder...drafted in the 33rd round of the 2018 First-Year Player Draft by the Los Angeles Dodgers out of Southeastern Louisiana University

Career Batting Record

Year	Team	AVG	G	AB	R	H	2B	3B	HR	RBI	SH	SF	HP	BB	SO	SB	CS	OBP	SLG	E
2018	AZL Dodgers	.393	8	28	6	11	1	1	3	10	0	0	0	2	4	3	0	.433	.821	0
	Ogden	.350	16	60	23	21	0	2	5	20	0	1	0	16	10	5	3	.481	.667	0
	Great Lakes	.228	36	123	17	28	5	2	2	21	1	4	3	17	29	12	2	.327	.350	0
2019	Great Lakes	.194	11	36	5	7	1	0	1	3	0	1	0	6	7	4	1	.302	.306	0
	Rancho Cucamonga	.293	36	123	23	36	7	4	3	19	1	1	2	10	37	3	3	.353	.488	1
	Tulsa	.286	65	220	36	63	8	1	6	18	1	0	1	19	64	17	5	.346	.414	2
2021	Oklahoma City	.275	90	233	51	64	15	4	5	32	1	1	1	43	59	19	2	.388	.438	3
2022	Oklahoma City	.282	119	432	94	122	17	12	7	48	3	1	7	61	129	40	7	.379	.426	6
Minor League- 4 years		.280	381	1255	255	352	54	26	32	171	7	9	14	174	339	103	23	.372	.441	12

Career Transactions

- June 18, 2018: Drafted in the 33rd round of the 2018 First Year Player Draft out of Southeastern Louisiana University.

Injured List

- No Injuries at the Major League level



Dylan COVEY

RHP | 33

@dodgers

Bats: Right **Throws:** Right**Height:** 6-1 **Weight:** 215**Opening Day Age:** 31**Born:** August 14, 1991 in Glendale, California**Resides:** Glendale, CA**Acquired:** Signed to a minor league contract January 2023**ML Service:** 0.135**ML Debut:** April 14, 2017

Career Highlights

- * California native enters his 13th professional season and first with the Dodgers
- * Owns a career Major League record of 6-29 (71 G, 45 GS) with a 6.57 ERA (193 ER/264.1 IP) and 184 strikeouts and a Minor League record of 23-27 (97 G, 92 GS) with a 3.84 ERA (200 ER/469.1) and 352 strikeouts
- * Made his Major League debut April 14, 2017 allowing one run over 5.1 innings pitched while not factoring in the decision... fanned Byron Buxton in the second inning for his first career strikeout
- * Recorded his first major-league win on May 23, 2018 vs. Baltimore after allowing one run on six hits with eight strikeouts over 7.0 IP
- * Earned his first professional win on August 31, 2013 at Quad Cities, tossing 5.0 innings and giving up five hits, four earned runs, three walks, one home run and striking out four
- * Selected by the Athletics in the fourth round of the 2013 June Draft out of the University of San Diego

Year-By-Year

2022

- Spent the entirety of the season once again with the Rakuten Monkeys of the Chinese Professional Baseball League (23 G), notching a 13-6 record with a 3.47 ERA (54 ER/140.0 IP) with 100 strikeouts against 50 walks

2021

- Spent the season with the Rakuten Monkeys of the Chinese Professional Baseball League (10 G), going 3-4 with a 4.01 ERA (26 ER/58.1 IP) with 38 strikeouts against 17 walks

2020

- Signed by the Tampa Bay Rays in free agency on February 3 to a Minor League contract and invited to spring training... was assigned to Triple-A Durham and the Rays Alternate Training Site before being traded to Boston on July 21
- With Boston, went 0-0 with a 7.07 ERA (11 ER/14.0 IP) in eight relief appearances, sitting down 11 batters against two walks

Threw a season-high three strikeouts Sep. 9 vs. New York (Yankees)...gave up two hits or less in four appearances, giving up no hits in two appearances

2019

- Once again, split the season between Triple-A Charlotte (13 G, 11 GS) and Chicago (18 G, 12 GS)
- Had two trips to the injured list, both for right shoulder inflammation
- With Triple-A Charlotte, notched a 2-1 record with a 2.82 ERA (16 ER/51.0 IP), holding batters to a .286 average and striking out 46
- With Chicago, went 1-8 with a 7.98 ERA (52 ER/58.2 IP) with 41 strikeouts against 28 walks

Amassed a combined six scoreless appearances out of 31, had 12 with one run or less...had a season-high seven strikeouts with Chicago on July 23...with Triple-A Charlotte, held righties to a .317 average and lefties to .255 batting average

2018

- Began the season with Triple-A Charlotte (7 G) before being recalled to Chicago (27 G, 21 GS) May 19
- With Triple-A Charlotte, went 3-1 with a 2.33 ERA (10 ER/38.2 IP), fanning 35 strikeouts against 15 walks
- With Chicago, amassed a 5-14 record with a 5.18 ERA (70 ER/121.2 IP) with 91 strikeouts against 52 walks and 1.49 WHIP
- Recorded his first Major-League win on May 23 vs. Baltimore after allowing one run on six hits with eight strikeouts over 7.0 IP

His career-best scoreless streak ended at 15.0 IP in the fourth inning of that start...made seven starts over two stints with the Knights ...allowed three runs or less in six of the seven starts...worked a career-high 8.1 scoreless IP with just two hits allowed on July 21 at Seattle

2017

- Claimed off waivers by the Chicago White Sox (18 G, 12 GS) where he started the season...was placed on the disabled list on May 26 with a strained left oblique
- With Chicago, went 0-7 with a 7.67 ERA (50 ER/58.2 IP) and 34 strikeouts in 12 starts
- Went 0-0 with a 7.94 ERA (10 ER/11.1 IP) and seven strikeouts in six relief appearances after being reinstated from the disabled list
- Made his Major League debut April 14, allowing one run over 5.1 innings pitched while not factoring in the decision...fanned Byron Buxton in the second inning for his first career strikeout
- Made five rehab appearances (three starts) between the Arizona Rookie League White Sox and Class AAA Charlotte before being reinstated on Aug. 15...tossed a combined 0-0 with a 1.64 ERA (2 ER/ 11.0 IP) with eight strikeouts

Made his first career quality start on 9/23 vs. Kansas City, allowing three runs on five hits over 6.0 IP...had six scoreless appearances out of 23

2016

- Promoted to Double-A Midland (6 G) before being placed on the disabled list May 9 with a strained right oblique, missing the remainder of the season
- With Double-A Midland, went 2-1 with a 1.84 ERA (6 ER/29.1 IP) with 26 strikeouts against 17 walks
- Made six appearances with Mesa in the Arizona Fall League, going 4-0 with a 4.74 ERA (13 ER/24.2 IP) and 17 strikeouts

Allowed two earned runs or less in all six outings...limited opponents to a .200 average (21-105)...was 2-1 with a 0.87 ERA (2 ER/19.2 IP) and just nine hits allowed over his final four starts

2015

- Played the entirety of the season with Advanced-A Stockton (26 G)
- Hurlled a career-high 100 strikeouts against 43 walks
- Had an 8-9 record with a 3.59 ERA (56 ER/140.1 IP) while holding batters to a .250 average and a 1.27 WHIP

2014

- Spent a majority of the season with Single-A Beloit (18 G, 17 GS) before being sent up to Advanced-A Stockton (8 G) on July 22
- With Single-A Beloit, threw a 4-9 record with a 4.83 ERA (54 ER/100.2 IP) with 69 strikeouts against 26 while holding batters to a .257 average
- With Advanced-A Stockton, notched a 3-5 record with a 7.15 ERA (31 ER/39.0 IP), striking out 22 and walking 15

2013

- Started the season with Class-A Short Season Vermont (4 G) before being promoted to Single-A Beloit (10 G) on July 13
- Had a combined 1-1 record with a 3.79 ERA (25 ER/59.1 IP) with 46 strikeouts against 18 walks
- Earned his first professional win on August 31 at Quad Cities, tossing 5.0 innings and giving up five hits, four earned runs, three walks, one home run and striking out four

Personal

Dylan Charles Covey...born August 14, 1991 in Glendale, California...selected by the Athletics in the fourth round of the 2013 June Draft out of the University of San Diego...previously selected by the Brewers in the first round (14th overall) of the 2010 June Draft out of Maranatha (Calif.) High School, but decided to attend San Diego after an August physical revealed he had Type 1 Diabetes

Career Pitching Record

Year	Team	W-L	ERA	G	GS	CG	SHO	SV	IP	H	R	ER	HR	HB	BB	SO	WP	BK	AVG
2013	Vermont	0-0	0.00	4	4	0	0	0	12.0	9	1	0	0	0	1	15	0	0	.205
	Beloit	1-1	4.75	10	10	0	0	0	47.1	64	28	25	4	1	17	31	7	0	.327
2014	Beloit	4-9	4.83	18	17	2	0	0	100.2	98	59	54	3	5	26	69	2	0	.382
	Stockton	3-5	7.15	8	8	0	0	0	39.0	49	31	31	2	5	15	22	5	0	.312
2015	Stockton	8-9	3.59	26	26	0	0	0	140.1	135	65	56	13	6	43	100	7	0	.250
2016	Midland	2-1	1.84	6	6	0	0	0	29.1	21	14	6	2	1	17	26	3	0	.200
2017	AZL White Sox	0-0	0.00	3	3	0	0	0	5.0	2	0	0	0	0	5	0	0	.133	
	Charlotte	0-0	3.00	2	0	0	0	0	6.0	5	2	2	1	1	1	3	1	0	.227
	CHICAGO	0-7	7.71	18	12	0	0	0	70.0	83	60	60	20	1	34	41	6	1	.305
2018	Charlotte	3-1	2.33	7	7	0	0	0	38.2	32	14	10	3	2	15	35	0	0	.269
	CHICAGO	5-14	5.18	27	21	0	0	0	121.2	129	81	70	13	2	52	91	5	0	.269
2019	Charlotte	2-1	2.82	13	11	0	0	0	51.0	59	19	16	6	1	9	46	4	0	.286
	CHICAGO	1-8	7.98	18	12	0	0	0	58.2	75	54	52	12	3	28	41	3	0	.306
2020	BOSTON	0-0	7.07	8	0	0	0	0	14.0	18	11	11	2	0	2	11	1	0	.310
Minor League - 8 years		23-27	3.84	97	92	2	0	0	469.1	474	233	200	34	22	144	352	29	0	.262
Major League - 3 years		6-29	6.57	71	45	0	0	0	264.1	305	206	193	47	6	116	184	15	1	.289

Career Single-Game Bests

Low-Hit Complete Game:	---	Most Strikeouts:	9, May 13, 2017 vs. SD
Most Innings Pitched Starter:	8.1, July 21, 2018 at SEA	Most Walks:	5, (2x), last, May 10, 2019 at TOR
Most Innings Pitched Reliever:	4.2, August 21, 2017 vs. MIN	Longest Winning Streak:	3 games, May 23 - June 13, 2018
Most Earned Runs Allowed:	8, (2x), last, June 29, 2018 at TEX	Longest Losing Streak:	8 games, April 19, 2017 - April 28, 2018

Career Fielding Record

Position	PCT	G	PO	A	E	TC	DP
Pitcher	.800	24	5	3	2	10	1

Career Transactions

- June 7, 2010: Drafted by the Milwaukee Brewers in the 1st round (14th pick) of the 2010 amateur draft, but did not sign.
- June 7, 2013: Drafted by the Oakland Athletics in the 4th round of the 2013 amateur draft. Player signed June 10, 2013.
- December 8, 2016: Drafted by the Chicago White Sox from the Oakland Athletics in the 2016 rule 5 draft.
- February 3, 2020: Signed as a Free Agent with the Tampa Bay Rays.
- July 21, 2020: Assigned to the Boston Red Sox by the Tampa Bay Rays.
- January 30, 2023: Signed as a Free Agent with the Los Angeles Dodgers.

Injured List

- June 6 - July 29, 2019 (right shoulder inflammation)
- September 16-30, 2019 (right shoulder soreness)



Tyler
CYR

RHP | 62

@tycyr93

Bats: Right **Throws:** Right

Height: 6-1 **Weight:** 205

Opening Day Age: 29

Born: May 5, 1993 in Fremont, California

Resides: Fremont, CA

Acquired: Signed to a minor league contract February 3, 2023

ML Service: 0.034

ML Debut: August 21, 2022



Career Highlights

- * California native enters his eighth professional season and first as a member of the Dodger organization
- * Owns a career Major League record of 1-0 with a 2.70 ERA (4 ER/13.1 IP) with 16 strikeouts against 5 walks in 12 games
- * Garnered a career Minor League record of 17-12 with a 2.97 ERA (93 ER/281.2 IP) and 334 strikeouts against 137 walks in 218 games (three starts)
- * Made his Major League debut on August 21, 2022 versus the New York Mets, pitching 0.1 relief innings and giving up two hits, one earned run, and one home run...his only appearance for Philadelphia
- * Notched his first Major League win with Oakland on September 14, 2022 at Texas, tossing 1.2 relief innings...struck out one and gave up one walk
- * Earned his first professional win July 19, 2015 with Single-A Augusta, tossing two relief innings and giving up two hits, one earned run, and striking out one
- * Drafted in the 10th round of the 2015 draft by San Francisco

Year-By-Year

2022

- Signed by Philadelphia in free agency to a minor league contract in the offseason
- With Triple-A Lehigh, tossed a 2-3 record with a 2.50 ERA (10 ER/36.0 IP), striking out 37 batters against 18 walks
- Made his Major League debut on August 21 versus the New York Mets, pitching 0.1 relief innings and giving up two hits, one earned run, and one home run...his only appearance for Philadelphia
- Claimed off of waivers by Oakland on August 24 and optioned to Triple-A Las Vegas
- With Triple-A Las Vegas, went 0-0 with a 5.40 ERA (3 ER/5.0 IP) with eight strikeouts against five walks
- With Oakland, had a 1-0 record with a 2.08 ERA (3 ER/13.0 IP) with 16 strikeouts against five walks
- Notched his first Major League win with the White Sox on September 14 at Texas, tossing 1.2 relief innings...striking out one and giving up one walk

Following the season, pitched for Cibao in the Dominican Winter League...held lefties to a .173 batting average and righties to a .267...recorded a season-high four strikeouts with Triple-A Las Vegas in 1.1 innings

2021

- Spent the season with Triple-A Sacramento (32 G, 2 GS) after starting the season at the Giants Alternate Training Site
- Went 3-0 with a 4.91 ERA (20 ER/36.2 IP) with 49 strikeouts against 21 walks and .174 opponents average against Held left-handed hitters to a .152/.230/.273 slash line...following the season, pitched for Cibao in the Dominican Winter League...went 3-0 with a 3.86 ERA (8 ER/18.2 IP) on the road

2020

- Spent the season at the Giants Alternate Training Site...did not play

2019

- Began the season with Double-A Richmond (37 G) before being called up to Triple-A Sacramento for one game
- With Double-A Richmond, went 0-0 with a 2.05 ERA (11 ER/48.1 IP) with 57 strikeouts against 22 walks...had a .195 opponents average against
- Tossed two scoreless relief innings in his one appearance with Triple-A Sacramento, issued one walk and struck out two

Named an Eastern League Mid-Season All-Star for Richmond...hurled 18 hitless appearances...had his best month in July, went 0-0 with a 0.75 ERA (1 ER/12.0 IP) in nine games, striking out 12 with a 0.83 WHIP

2018

- Played in eight games for Double-A Richmond, going 0-1 with a 6.00 ERA (6 ER/9.0 IP) with eight strikeouts against six outs
- Placed on the disabled list on May 8 through the rest of the season with a right elbow injury

2017

- Spent the entirety of the season with Double-A Richmond (47 G)
- Notched a 5-2 record with a 2.19 ERA (12 ER/49.1 IP), striking out 57 and walking 20
- Was named to the Eastern League mid-season All-Star team

Posted a 0.69 ERA (1 ER/3.0 IP) over his final 13 appearances of the season with Richmond...named a Rising Star in the Arizona Fall League...tossed 17 hitless appearances...had his best month in August, going 1-0 in 11 games with a 0.82 ERA (1 ER/11.0 IP) with 13 strikeouts against only two walks

2016

- Split the season between Single-A Augusta (20 G) and Advanced-A San Jose (19 G)...had a career-high 89 total strikeouts
 - With Single-A Augusta, tossed a 3-3 record with a 2.31 ERA (13 ER/50.2 IP) with 65 strikeouts and 16 walks...held batters to a .201 average and a career-low 1.03 WHIP
 - With Advanced-A San Jose, went 2-1 with a 2.35 ERA (6 ER/23.0 IP), striking out 24 batters against nine walks
- Tossed 14.1-scoreless innings from June 23-July 16...earned a season-high seven strikeouts June 11 in 3.2 innings...held righties to a .162 average, compared to .257 against lefties

2015

- Began the season with Rookie-level AZL Giants (3 G, 1 GS) before spending the rest of the season with Single-A Augusta (12 G)
- With Rookie-level AZL Giants, went 0-1 with a 2.25 ERA (1 ER/4 IP) and seven strikeouts
- With Single-A Augusta, posting a 2-1 record with a 5.60 ERA (11 ER/17.2 IP) in 12 games...allowed 18 walks over his 17.2 innings of work
- Earned his first professional win July 19 with Single-A Augusta, tossing two relief innings and giving up two hits, one earned run, and striking out one

Personal

Tyler O'Neil Cyr...born May 5, 1993 in Fremont, California...2011 graduate of John F. Kennedy High School (CA)...2015 graduate of Embry-Riddle Aeronautical University (FL), where he majored in security and counterterrorism...was involved with fundraising for Northern CA wildfire victims, including a 2018 benefit for Sonoma County fire victims who lost their baseball equipment in the fires

Career Pitching Record

Year	Team	W-L	ERA	G	GS	CG	SHO	SV	IP	H	R	ER	HR	HB	BB	SO	WP	BK	AVG
2015	AZL Giants	0-1	2.25	3	1	0	0	0	4.0	2	3	1	0	1	1	7	0	1	.133
	Augusta	2-1	5.60	12	0	0	0	0	17.2	16	14	11	0	0	18	20	9	0	.242
2016	Augusta	3-3	2.31	20	0	0	0	2	50.2	36	17	13	1	5	16	65	7	1	.201
	San Jose	2-1	2.35	19	0	0	0	1	23.0	19	8	6	1	0	9	24	2	0	.232
2017	Richmond	5-2	2.19	47	0	0	0	18	49.1	34	18	11	1	3	22	57	3	1	.195
2018	Richmond	0-1	6.00	8	0	0	0	3	9.0	7	6	6	0	0	6	8	3	0	.206
2019	Richmond	0-0	2.05	37	0	0	0	5	48.1	34	18	11	1	3	22	57	3	1	.195
	Sacramento	0-0	0.00	1	0	0	0	0	2.0	0	0	0	0	0	1	2	0	0	.000
2021	Sacramento	3-0	4.91	32	2	0	0	0	36.2	23	21	20	4	0	21	49	3	1	.174
2022	Lehigh Valley	2-3	2.50	35	0	0	0	6	36.0	26	13	10	0	1	18	37	2	0	.202
	PHILADELPHIA	0-0	27.00	1	0	0	0	0	0.1	2	1	1	1	0	0	0	0	0	.667
	OAKLAND	1-0	2.08	11	0	0	0	0	13.0	9	3	3	1	1	5	16	0	0	.196
Minor League- 7 years		17-12	2.97	218	3	0	0	35	281.1	220	123	93	11	12	137	334	34	5	.214
Major League - 1 year		1-0	2.70	12	0	0	0	0	13.1	11	4	4	2	1	5	16	0	0	.224

Career Single-Game Bests

Low-Hit Complete Game:	---	Most Strikeouts:	3, September 8, 2022 vs. CWS
Most Innings Pitched Starter:	---	Most Walks:	2, (2x), last, September 24, 2022 vs. NYM
Most Innings Pitched Reliever:	3.0, September 8, 2022 vs. CWS	Longest Winning Streak:	1 game, September 14, 2022 - current
Most Earned Runs Allowed:	2, September 18, 2022 at HOU	Longest Losing Streak:	NA

Career Fielding Record

Position	PCT	G	PO	A	E	TC	DP
Pitcher	1.000	10	0	1	0	1	0

Career Transactions

- June 9, 2015: Drafted by the San Francisco Giants in the 10th round of the 2015 amateur draft. Player signed June 15, 2015.
- December 10, 2021: Signed as a Free Agent with the Philadelphia Phillies.
- August 24, 2022: Selected off waivers by the Oakland Athletics from the Philadelphia Phillies.
- February 3, 2023: Signed as a Free Agent with the Los Angeles Dodgers.

Injured List

- No Injuries at the Major League level



Yusniel DÍAZ

OF | 97

@yusniel16

Bats: Right **Throws:** Right

Height: 6-1 **Weight:** 215

Opening Day Age: 26

Born: October 7, 1996 in Habana, Cuba

Resides: Miami, FL

Acquired: Signed by the Dodgers on February 2, 2023 as a minor league free agent

ML Service: 0.001

ML Debut: August 2, 2022



Career Highlights

- * Outfielder returns for his second stint with the Dodgers after signing as a free agent on February 3
- * Owns a career .261/.340/.410 slashline in over six minor league seasons in the Dodgers (2016-18) and Orioles (2018-22) organizations...has totaled 86 doubles, 20 triples, 54 home runs, and 268 RBI in 523 games
- * Made his Major League debut on August 2, 2022 with Baltimore at Texas...pinch hit for Anthony Santander and struck out in his only at-bat
- * Smashed his first professional home run, a solo shot, with Advanced-A Rancho Cucamonga on April 18, 2016 off Kevin Comer...was his first season as a professional
- * Named to the 2018 SiriusXM MLB Futures Game as part of the World Team...hit two home runs in the Futures Game, becoming only the second player in the game's 20-year history to do so...was named a MiLB.com Organization All-Star in 2019
- * Was honored as MiLB.com's California League Player of the Month for June 2017, where he hit .396 with nine doubles, two triples, five homers and 17 RBI in 24 games...was named California League Player of the Week for the period ending June 25, 2017
- * Signed as a non-drafted free agent on November 21, 2015 by Los Angeles Dodgers

Year-By-Year

2022

- Played in 70 games for Triple-A Norfolk, slashing .251/.346/.360 with nine doubles, six homers, 34 RBI and nine stolen bases...struck out 66 times against 36 walks
- Made rehab appearances with Rookie-level FCL Orioles and Advanced-A Aberdeen...played in seven combined games and went 5-for-19 with two doubles and three RBI
- After being recalled by Baltimore on August 1, made his Major League debut on August 2 at Texas...pinch hit for Anthony Santander and struck out in his only at-bat
- Finished the season with Triple-A Norfolk and signed with the Dodgers as a free agent on February 3

Smashed two homers with Triple-A Norfolk on April 7 vs. Charlotte, going 2-for-5 with two runs and four RBI on the day...batted .246/.333/.348 in August over 18 games, totaling four doubles and eight RBI...hit .391/.481/.652 with runners at first and second base in 22 games with Triple-A Norfolk, totaling 11 RBI in 23 at-bats...had his best game on Sept. 14 vs. Charlotte, going 4-for-5 with two runs and five RBI with a three-run home run...notched a five-game hit streak twice during the season: April 5 - 9, going 7-for-18 with two home runs and six RBI and also May 10 - June 17, 7-for-18 with two doubles and a RBI...the second five-game hit streak continued after his stint on the injured list

2021

- Played for Triple-A Norfolk for majority of the season (54 G)...also spent time with Double-A Bowie (11 G)
- With Triple-A Norfolk, hit .157 (30-for-191) with four doubles, one triple, four home runs, 16 RBI, and nine extra base hits
- With Double-A Bowie, slashed .179/.273/.333 including three doubles, one home run, and six RBI
- Appeared in a combined 33 games at right field, committing one error in 68 total errors...started in a combined 10 games at both left and center field

Played in the Arizona Fall League following the season, appearing in seven games for the Mesa Solar Sox before being shut down due to a left shoulder strain...spent time on the minor league Injured List with toe and quad injuries during the season...had a seven-game hit streak June 18-25, going .370 (10-for-24) with two doubles and a home run

2020

- Participated in the Orioles Alternate Training Site at Double-A Bowie
 - Hit .300 (6-for-20) with two triples, three runs scored, and two RBI in 10 Spring Training games
- Appeared in his second-straight Major League Spring Training camp with the Orioles...added to the 40-man roster on November 20, 2020.

2019

- Spent a majority of the season with Double-A Bowie (76 G)...made rehab appearances at Advanced-A Frederick (6 G) and Class A Short Season Aberdeen (3 G)
- With Double-A Bowie, slashed .262/.335/.472 with a .807 OPS...had 19 doubles, four triples, 11 home runs and 53 RBI
- With Advanced-A Frederick, hit .273 (6-for-22) with six total bases
- With Class-A Short Season Aberdeen, hit .333 (-3-for-9) with three doubles
- Appeared in a combined 55 games at right field, committing only two errors in 104 total chances for a .981 fielding percentage...also appeared in center field and left field
- Named an aMiLB.com Organization All-Star

Played for Leones del Escogido in the Dominican Winter League in the offseason...had an eight-game hit streak (June 12-23) and a nine-game hit streak (July 19-27), both with Double-A Bowie...had his best month in July, slashing .299/.353/.514 with 12 doubles, one triple, three home runs, and 22 RBI in 28 games

2018

- Began the season with Double-A Tulsa (59 G) before being acquired by Baltimore in the trade for infielder Manny Machado... assigned to Double-A Bowie (38 G)
- With Double-A Tulsa, slashed .314/.428/.477 with 10 doubles, four triples, six home runs, and 30 RBI
- With Double-A Bowie, hit .239 (32-for-134) with five doubles, one triple, five home runs, 15 RBI and 11 extra base hits
- Played a combined 57 games in right field, committing seven errors over 124 total chances for a .944 fielding percentage... also appeared at right field for both teams and left field for Double-A Tulsa
- Named to the 2018 SiriusXM MLB Futures Game as part of the World Team...hit two home runs in the Futures Game, becoming only the second player in the game's 20-year history to do so

Recorded multi-hit games in six of his nine April games, hitting .412 (14-for-34) in the month...homed in back-to-back games twice during the season, once each with Tulsa (6/5-6) and Bowie (8/19-20)...scored at least one run in seven-straight games (7/22-31) and nine of 10 (7/22-8/3)...was a non-roster invitee to Dodgers Spring Training

2017

- Split time between Advanced-A Rancho Cucamonga and Double-A Tulsa, posting a combined .292/.354/.433 slashline with 57 runs, 23 doubles, three triples, 11 home runs, 52 RBI and nine stolen bases in 114 games
- Spent majority of the season with the Quakes, hitting .278 with 15 doubles, three triples, eight homers and 39 RBI in 83 games...honored as MiLB.com's California League Player of the Month for June, where he hit .396 with nine doubles, two triples, five homers and 17 RBI in 24 games...was named California League Player of the Week for the period ending June 25
- In 33 games with Double-A Tulsa, slashed .333/.390/.491 with eight doubles, three longballs and 13 RBI

Hit .380/.463/.554 in 108 plate appearances against left-handers...following the season, played for the Glendale Desert Dogs of the Arizona Fall League, hitting .303 with two doubles, one triple, one home run and 10 RBI in 17 games...selected to participate in the AFL Rising Stars Game

2016

- Spent a majority of the season with Advanced-A Rancho Cucamonga (82 G) before going on a rehab assignment to Rookie-level AZL Dodgers (3 G)
- With Rookie-level AZL Dodgers, went 2-for-14 (.143) with a home run and 3 RBI
- With Advanced-A Rancho Cucamonga, slashed .272/.333/.418 with eight doubles, seven triples, eight home runs, and 54 RBI
- Smashed his first professional home run, a solo shot, with Advanced-A Rancho Cucamonga on April 18 off Kevin Comer

Personal

Yusniel Efrain Diaz...born October 7, 1996 in Havana, Cuba...has a daughter, Valerie...is a big soccer fan...his two favorite teams are FC Barcelona and Paris Saint-Germain FC...originally signed as a non-drafted free agent on November 21, 2015 by Los Angeles Dodgers

Career Batting Record

Year	Team	AVG	G	AB	R	H	2B	3B	HR	RBI	SH	SF	HBP	BB	SO	SB	CS	OBP	SLG	E
2016	AZL Dodgers	.143	3	14	2	2	0	0	1	3	0	0	0	0	3	0	0	.143	.357	0
	Rancho Cucamonga	.272	82	316	47	86	8	7	8	54	0	2	1	29	71	7	8	.333	.418	2
2017	Tulsa	.333	31	108	15	36	8	0	3	13	0	0	0	10	29	2	5	.390	.491	4
	Rancho Cucamonga	.278	83	331	42	92	15	3	8	39	1	6	1	35	73	7	9	.343	.414	9
2018	Tulsa	.314	59	220	36	69	10	4	6	30	0	0	3	41	39	8	8	.428	.477	7
	Bowie	.239	38	134	23	32	5	1	5	15	0	0	0	18	28	4	5	.329	.403	2
2019	Aberdeen	.333	3	9	0	3	3	0	0	0	0	0	1	1	1	0	0	.455	.667	0
	Frederick	.273	6	22	0	6	0	0	0	2	0	0	0	3	7	0	0	.360	.273	0
2021	Bowie	.262	76	286	45	75	19	4	11	53	0	3	1	32	67	0	3	.335	.472	2
	Norfolk	.179	11	39	3	7	3	0	1	6	0	0	1	4	13	1	0	.273	.333	0
2022	Norfolk	.157	54	191	19	30	4	1	4	16	0	1	3	14	69	1	2	.225	.251	4
	GCL Orioles	.200	2	5	0	1	1	0	0	0	0	0	0	1	1	0	0	.333	.400	0
	Aberdeen	.286	5	14	1	4	1	0	1	3	0	1	0	3	4	0	0	.389	.571	0
	Norfolk	.251	70	247	40	62	9	0	6	34	0	2	1	36	66	9	4	.346	.360	3
	BALTIMORE	.000	1	1	0	0	0	0	0	0	0	0	0	0	1	0	0	.000	.000	0
Minor League - 6 years		.261	523	1936	273	505	86	20	54	268	1	15	12	227	471	39	44	.340	.410	33
Major League - 1 year		.000	1	1	0	0	0	0	0	0	0	0	0	0	1	0	0	.000	.000	0

Career Transactions

- November 21, 2015: Signed as a Free Agent with the Los Angeles Dodgers.
- July 18, 2018: Traded by the Los Angeles Dodgers with Rylan Bannon, Dean Kremer, Zach Pop and Breyvic Valera to the Baltimore Orioles for Manny Machado.
- February 3, 2023: Signed as a Free Agent with the Los Angeles Dodgers.

Injured List

- Has not been on the injured list in the Major Leagues



Steven DUGGAR

OF | 8

@sdugg_6

Bats: Left **Throws:** Right

Height: 6-1 **Weight:** 187

Opening Day Age: 29

Born: November 4, 1993 in Spartanburg, SC

Resides: Greenville, SC

Acquired: Signed as a Free Agent on December 17, 2022

ML Service: 3.045

ML Debut: May 9, 2016



Career Highlights

- * Outfielder enters his first Big League camp in Dodger Blue after signing a minor league contract on Dec. 17, 2022
- * Roped his first Major League home run on Aug. 4, 2018 at Arizona off of RHP Clay Buchholz
- * Made his first Opening Day roster with the San Francisco Giants in 2019...finished the season with a slashline of .234/.341/.619 with 28 RBI
- * Had his contract purchased from Triple-A July 8, 2018 and made his Major League debut that night vs. St. Louis as a member of the San Francisco Giants, going 2-for-6 with a double...recorded his first big league hit with a double off RHP Greg Holland
- * Began his Major League career with a five-game hitting streak, recording at least one double in three of the five games...became the only Giant in the live-ball era (since 1920) to hit five-or-more doubles in his first five career games (Stats, LLC)
- * In 383 minor league games, has registered a .281/.374/.421 slash line with 91 doubles, 15 triples, 29 home runs and 162 RBI
- * Was selected in the sixth round of the 2015 First-Year Player Draft out of Clemson University by the San Francisco Giants

Year-By-Year

2022

- Jumped around during the season, making stops at San Francisco (12 G), Triple-A Sacramento (14 G), Texas (8 G), Triple-A Round Rock (11 G), Los Angeles-AL (9 G), and Triple-A Salt Lake (10 G)
- In the Majors, had a combined .153/.225/.222 slashline with a .447 OPS across 29 games...recorded three doubles, one triple, and four RBI with seven walks and 41 strikeouts
- In the Minors, averaged .182 (22-for-121) with four doubles, four home runs, and 12 RBI...played in 35 games across three Triple-A teams

Registered two RBI on April 12 against San Diego...stole a base on five different occasions (April 12 vs. SD, April 16 at CLE, April 17 at CLE, April 19 at NYM, July 4 at BAL)...went 3-for-5 on June 12 with Triple-A Sacramento, scoring two runs and stealing a base

2021

- Set multiple career-highs with San Francisco, including games (107), runs (45), doubles (14), triples (5), home runs (8), walks (27), and RBI (35)...stole seven bases in as many attempts
 - Began the season at the Alternate Site and was recalled four different times...had his best stretch of the year offensively with San Francisco from April 30-July 2, hitting .326 with 19 extra-base hits, 25 RBI, 18 walks and a .963 OPS in 51 games
 - Participated in his first career Postseason, going 0-3 with a walk and playing Centerfield in three NLDS games (one start) against the Dodgers
- Saw time at Centerfield (93 G), Left Field (4 G), and right field (1 G)...was 8-for-37 with three doubles, one triple, one homer and six RBI in 16 games vs. the Dodgers during the season

2020

- Spent most of the season at the Giants' Alternate Training Site, being recalled on five different occasions, going 6-for-34 (.176) with three RBI in 21 games
- Made 10 starts, logging time in right field (four starts), center field (three) and left field (three).

2019

- Made his first career Opening Day roster and started in centerfield that day at San Diego, hit .234 across 73 games with 12 doubles, two triples, and four home runs during the season
- Started 67 games for the Giants, 33 in right field and 34 in centerfield...made his first career start on April 3 in right field at Los Angeles-NL
- Turned in a career-best three hits on May 1 vs. Los Angeles-NL...matched that total two other times in 2019
- Registered a career-high three RBI May 3 at Cincinnati
- Batted .234 with 11 doubles, four homers and 28 RBI in 67 games from Opening Day through June 18 before landing on the injured list on June 21
- Was recalled from Triple-A on August 2 and appeared in six games before his season-ending injury on August 7, resulting from landing on his surgically repaired left shoulder during a diving catch in the outfield

• Placed on the 10-day IL on August 8, a day after making a diving catch on a ball hit by Washington's Juan Soto on August 7...landed on his surgically repaired left shoulder and an MRI revealed a left shoulder AC joint sprain

Placed on the 10-day injured list with a lower back strain on June 21 (retro to June 19)...was activated from the IL on July 2 and optioned to Triple-A Sacramento, where he hit .337 (28-for-83) with six doubles, three homers, 13 RBI, 24 runs scored and a 1.003 OPS with the team (23 games)

2018

- Split his fourth professional season between Triple-A Sacramento and San Francisco
- Had his contract purchased from Triple-A July 8 and made his Major League debut that night vs. St. Louis, going 2-6 with a double...recorded his first big league hit with a double off RHP Greg Holland
- Began his Major League career with a five-game hitting streak, recording at least one double in three of the five games...became the only Giant in the live-ball era (since 1920) to hit five-or-more doubles in his first five career games (Stats, LLC)
- Hit .272 with 27 doubles, 39 walks, four triples, four home runs and 21 RBI in 78 games for Triple-A...at the time of his call-up, his 27 doubles were the most in the Pacific Coast League

Scored the game-winning run in the Giants' 1-0, walkoff win on August 28 on a pinch-hit, RBI single by Gorkys Hernández...was placed on the 10-day injured list on Aug. 29 with a torn labrum in his left shoulder suffered while diving back into second base a night earlier, ending his season...had surgery on September 4 in Arizona performed by Dr. Gary Waslewsk

2017

- Multiple injuries knocked him out of most of his 2017 campaign as he was limited to just 44 games
- Missed the first seven weeks of the season with a right flexor strain in his elbow and was later put back on the disabled list with a left hamstring strain on June 30
- Promoted to Triple-A Sacramento in August where he appeared in just 13 games, averaging .262 with 12 doubles, six homers and 26 RBI in 44 games
- Played in the Arizona Fall League after the season, hitting .263 in 20 games and was named to the All-Prospect Team
- Was a non-roster invitee to Giants' Major League camp for the first time in his career

2016

- Split the season between Advanced-A San Jose Giants and Double-A Richmond Flying Squirrels, totaling a .302 average with 28 doubles, eight triples, and 10 home runs for 54 RBI
- Established a Flying Squirrels record with a 19-game hitting streak from July 18 - Aug. 6 and was named the Eastern League Player of the Week on July 24
- Ranked as the 25th-best prospect in the Giants' organization according to Baseball America entering the season

2015

- Played for Short-A Salem-Keizer before joining the San Jose Giants during the CAL League Championship Series
- Batted .293 with one home run and 27 RBI in 58 games for Salem-Keizer, leading the team in walks (35) for a .390 OBP and ranked seventh in the Northwest League in batting average
- Combined to hit 33 doubles, nine triples, nine homers and drove in 63 runs in 115 games

Personal

Steven Michael Duggar...married to wife Brianna Blanton...born in Spartanburg, South Carolina...played college ball at Clemson University...was ranked the no. 2 prospect in South Carolina by Baseball America entering college...was drafted in the sixth round of the 2015 Major League Draft by the San Francisco Giants

Career Batting Record

Year	Team	AVG	G	AB	R	H	2B	3B	HR	RBI	SH	SF	HBP	BB	SO	SB	CS	OBP	SLG	E
2015	Stockton	.293	58	229	40	67	12	1	1	27	0	1	2	35	52	6	3	.390	.367	4
2016	San Jose	.284	70	264	43	75	12	4	9	30	0	2	1	44	66	6	7	.386	.462	3
	Richmond	.321	60	243	35	78	16	4	1	24	0	3	2	28	51	9	7	.391	.432	2
2017	AZL Giants	.000	2	3	0	0	0	0	0	0	0	0	0	2	0	0	0	.400	.000	0
	San Jose	.270	29	115	22	31	11	0	4	20	0	1	0	17	42	7	0	.361	.470	2
2018	Sacramento	.261	13	46	7	12	1	0	2	6	0	0	0	8	12	3	2	.370	.413	0
	Sacramento	.272	78	316	52	86	27	4	4	21	0	0	1	39	103	11	4	.354	.421	10
2019	SAN FRANCISCO	.255	41	141	20	36	11	1	2	17	0	1	0	10	44	5	1	.303	.390	2
	Sacramento	.337	23	83	24	28	6	1	3	13	0	0	1	18	21	2	3	.461	.542	0
2020	SAN FRANCISCO	.234	73	261	26	61	12	2	4	28	0	3	1	16	78	1	4	.278	.341	3
	SAN FRANCISCO	.176	21	34	3	6	2	0	0	3	0	0	1	1	11	1	0	.222	.235	0
2021	Sacramento	.279	15	61	13	17	2	1	1	9	0	0	0	9	22	8	0	.371	.393	0
	SAN FRANCISCO	.257	107	268	45	69	14	5	8	35	0	0	2	27	88	7	0	.330	.437	2
2022	Round Rock	.184	11	38	5	7	2	0	1	5	0	1	0	11	13	3	0	.360	.316	0
	Sacramento	.204	14	49	8	10	1	0	1	5	0	0	1	3	18	2	0	.264	.286	0
	Salt Lake	.147	10	34	3	5	1	0	2	2	0	0	0	3	14	1	0	.216	.353	0
	SAN FRANCISCO	.194	12	36	2	7	3	0	0	0	0	0	0	2	16	4	0	.231	.278	0
	TEXAS	.176	8	17	2	3	0	0	0	0	0	0	0	2	12	1	1	.263	.176	0
	LOS ANGELES - AL	.053	9	19	3	1	0	1	0	0	0	0	0	3	13	0	0	.182	.158	0
Major League - 5 years		.236	271	776	101	183	42	9	14	87	0	5	4	61	262	19	6	.293	.367	7
Minor League - 7 years		.281	383	1481	252	416	91	15	29	162	0	8	8	217	414	58	26	.374	.421	21

Career Single-Game Bests

Most Hits: 3, (6x), last, September 7, 2021 at COL
 Most RBI: 4, May 20, 2021 at CIN
 Most Home Runs: 1, (14x), last, July 23, 2021 vs. PIT
 Most Runs Scored: 3, (2x), last, July 2, 2021 at ARI

Most Stolen Bases: 2, August 13, 2018 at LAD
 Most Walks: 3, June 26, 2021 vs. OAK
 Longest Hitting Streak: 6 games, May 1 - 7, 2019
 Grand Slams: 1, May 20, 2021 at CIN (Feliz)

Career Fielding Record

Position	PCT	G	PO	A	E	TC	DP
Left Field	1.000	29	27	0	0	27	0
Center Field	.982	194	379	4	7	390	1
Right Field	1.000	42	70	2	0	72	0

Career Transactions

- June 9, 2015: Drafted by the San Francisco Giants in the 6th round of the 2015 amateur draft. Player signed June 15, 2015.
- August 7, 2022: Selected off waivers by the Los Angeles Angels from the Texas Rangers.
- December 17, 2022: Signed as a Free Agent with the Los Angeles Dodgers.

Injured List

- June 21 - August 2, 2019 (lower back strain)
- August 8 - November 4, 2019 (AC joint sprain)
- April 22 - June 23, 2022 (left oblique strain)



Robbie
ERLIN

LHP | 29

@robbieerlin27

Bats: Right **Throws:** Left
Height: 5-11 **Weight:** 200
Opening Day Age: 32
Born: October 8, 1990 in Oakland, CA
Resides: Oakland, CA
Acquired: Signed as a minor league free agent by the Los Angeles Dodgers on February 14, 2022
ML Service: 6.027
ML Debut: April 30, 2013



Career Highlights

- * The southpaw enters his 14th professional season and second with the Dodgers after playing with Triple-A Oklahoma City in 2022...also appeared in two innings for the Dodgers
- * Owns a career Major League record of 13-20 with a 4.87 ERA (185 ER/341.2 IP) in 117 games (43 starts)...struck out 275 batters against 70 walks
- * Boasts a career Minor League record of 38-25 with a 4.32 ERA (322 ER/670.1 IP) in 155 games (120 starts)...struck out 669 batters against 165 walks
- * Made his Major League debut April 30, 2013 at Chicago (Cubs), tossing one inning...gave up three hits, two earned runs and one home run
- * Earned his first Major League win in his first Major League start on June 1, 2013 vs. Toronto, giving up eight hits, two earned runs, a home run and striking out four in 6.2 innings
- * Tossed his first Major League strikeout on May 1, 2013, striking Julio Borbon out swinging in the bottom of the eighth
- * Named Pacific Coast League Pitcher of the Week on June 3, 2013...during his career has also won AFL Player of the Week Nov. 11, 2012, Carolina League Pitcher of the Week May 2, 2011, South Atlantic League Pitcher of the Week June 28, 2010, and South Atlantic League Mid-Season All-Star in 2010
- * Drafted out of high school in 2009 by the Texas Rangers in the third round

Year-By-Year

2022

- Signed by the Los Angeles Dodgers in February and invited to spring training...was assigned to Triple-A Oklahoma City (21 G, 14 GS)
 - With Triple-A Oklahoma City, went 5-4 with a 7.01 ERA (60 ER/77.0 IP)...struck out 69 batters against 35 walks
 - Appeared in two games for Los Angeles...pitching two relief innings while giving up two hits, two earned runs, a home run, a walk and striking out one
- With Triple-A Oklahoma City, went 1-4 with a 6.63 ERA (40 ER/54.1 IP) and 36 strikeouts in 14 starts and 4-0 with a 7.94 ERA (20 ER/22.2 IP) and 33 strikeouts in seven relief appearances...tossed a season-high eight strikeouts on April 30 vs. Sugar Land

2021

- Played with Hokkaido Nippon-Ham Fighters of the Nippon Professional Baseball
- Went 2-4 in 16 appearances, tallying a 3.71 ERA (22 ER/53.1 IP) with 46 strikeouts and 16 walks...gave up just five home runs in 238 batters faced, his lowest mark since 2016

2020

- Signed with Pittsburgh in free agency to a minor league contract in January...later designated for assignment and claimed off waivers by Atlanta in August
- Spent the beginning of the season at the Pirates Alternate Training Site before appearing in two games for Pittsburgh, tossing 3.1 relief innings...giving up five hits, two earned runs, and one walk while striking out four
- With Atlanta, went 0-0 with a 8.49 ERA (22 ER/23.1 IP) in seven games (five starts), striking out 21 batters against six walks

Was even-keeled as a starting pitcher and reliever with Atlanta, producing a 8.15 ERA (16 ER/17.2 IP) with 15 strikeouts in five starts and a 8.00 ERA (8 ER/9.0 IP) with 10 strikeouts in four relief appearances...pitched at least 4.0 innings in four of his five starts...struck out five hitters twice throughout the shortened season (Aug. 10 at PHI, Aug. 16 at MIA)... had his most productive month in August, pitching four games (three starts) with 16 strikeouts and four walks in 14.2 innings.

2019

- Spent a majority of the season with San Diego (37 G, 1 GS), going 0-1 record with a 5.37 ERA (33 ER/55.1 IP), striking out 52 batters against 15 walks

- Was optioned to the minor leagues four times (three times to Triple-A El Paso (3 G) and once to Double-A Lake Elsinore (10 G))... combining for an 0-1 record and a 8.05 ERA (17 ER/19.0 IP)...struck out 20 batters and walking only three

- Made lone start on May 26 at Toronto...allowed one run in two innings while being charged with his only loss of the season

Worked at least 2.0 innings in 17 of his appearances, including a season-high tying 3.0 innings on three occasions...had nine hitless appearances and twenty with one hit or less

2018

- Spent the whole season with San Diego (39 G, 12 GS), going 4-7 with a 4.21 ERA (51 ER/109.0 IP), striking out 88 batters against 12 walks

- Set career highs in starts (12), appearances (39), IP (109.0) and induced GIDP (11)...his four wins tied his career high (four in 2014)...led all ML relievers in SO/BB ratio (11.00) and BB/9 IP (0.68)

- At home, posted a 3.02 ERA (20 ER/59.2 IP), and on the road, posted a 5.66 ERA (31 ER/49.1 IP)

In relief, had a 2.05 ERA (12 ER/52.2 IP) and a .210 opponent clip...worked a career-high 6.0 innings in his start on 8/15 vs. LAA, allowing two runs (earned) on eight hits and two strikeouts without a walk...relied on six pitches: four-seamer (31%), sinker (28.5%), curve (18.6%), changeup (16.9%), slider (4.9%) and cutter (0.1%)

2017

- Missed the entirety of the season recovering from Tommy John surgery on his left elbow

2016

- Made three starts for San Diego, going 1-2 with a 4.02 ERA (7 ER/15.2 IP) with 13 strikeouts against only three walks before undergoing season-ending Tommy John surgery in May after injuring his left elbow April 18

2015

- Spent a majority of the season with Triple-A El Paso (24 G) before spending his last three games with San Diego

- With Triple-A El Paso, hurled a 7-6 record with a 5.60 ERA (78 ER/125.1 IP) striking out 105 batters against 37 walks

- With San Diego, going 1-2 in three starts with a 4.76 ERA (9 ER/17.0 IP), with 10 strikeouts against two walks

Tossed a season-high 10 strikeouts at Tacoma with Triple-A El Paso in five innings...notched a four-game winning streak with El Paso (April 6, April 21, April 26, May 2)...held righties to a .298 batting average compared to .291 with lefties

2014

- Spent a majority of the season with San Diego (13 G, 11 GS)

- With San Diego, went a combined 4-5 with a 4.99 ERA (34 ER/61.1 IP)...striking out 46 batters against 15 walks in two stints

- Made four rehab appearances between Rookie-level AZL Padres (1 G) and Double-A San Antonio (3 G)...did not factor in any of the decisions

- Optioned to Triple-A El Paso for two starts, going 0-1 with a 9.28 ERA (11 ER/10.2 IP) before being recalled to San Diego

Made his first career Opening Day roster...missed a majority of the season with left elbow soreness...over seven games, six starts, at Petco Park in 2014, went 2-2 with a 2.86 ERA (11 ER, 34.2 IP) and 29 strikeouts against 10 walks while holding opponents to a .217 average

2013

- Split the season between Triple-A Tucson (20 G) and San Diego (11 G, 9 GS)

- With Triple-A Tucson, notched an 8-3 record with a 5.07 ERA (56 ER/99.1 IP) with 84 strikeouts and 34 walks

- Made his Major League debut April 30 at Chicago (Cubs), tossing one inning...giving up three hits, two earned runs, and one home run

- With San Diego, going 3-3 with a 4.12 ERA (25 ER/54.2 IP) with 40 strikeouts against 15 walks... recorded a 1.24 WHIP

- Earned his first Major League win in his first Major League start on June 1 vs. Toronto, giving up eight hits, two earned runs, a home run, and striking out four in 6.2 innings

- Tossed his first Major League strikeout on May 1, 2013, striking Julio Borbon out swinging in the bottom of the eighth

Finished the season with the Padres by going 2-1 with a 1.97 ERA (7 ER, 32.0 IP) with 24 strikeouts over his final five starts...struck out a Major League career-high seven batters three times (June 26 vs. PHI, Sept. 20 vs. LAD, June 26 vs. ARI)...allowed three earned runs or less in eight of his nine starts and two earned runs or less in seven of nine with San Diego

2012

- Spent a majority of the season with Double-A San Antonio (11 G)
- With Double-A San Antonio, spun a 3-1 record with a 2.92 ERA (17 ER/52.1 IP), striking out 72 against 14 walks
- Landed on the injury list on May 15 with left elbow tendinitis...made three starts for Rookie-Level AZL Padres on a rehab assignment, going 0-2 with a 2.16 ERA (2 ER/8.1 IP) with eight strikeouts against two walks...reinstated from the injury list on Aug. 18

Went 1-0 with a 3.38 ERA (7 ER, 18.2 IP) and 27 strikeouts against just four walks over his final four starts of the season for San Antonio after returning from the injury list...averaged 12.4 strikeouts per 9.0 IP while also posting a 5.14 K/BB ratio...tossed a season-high 10 strikeouts twice on the season (May 1, Aug. 28)

2011

- Began the season with Advanced-A Myrtle Beach (9 G) and Double-A Frisco (11 G, 10 GS) before being traded to San Diego at the trade deadline...sent to Double-A San Antonio (6 G)
- With Advanced-A Myrtle Beach, tossed a 3-2 record with a 2.14 ERA (13 ER/54.2 IP) with 62 strikeouts and five walks
- With Double-A Frisco, fired a 5-2 with a 4.32 ERA (32 ER/66.2 IP), striking out 61 against seven walks
- With Double-A San Antonio, went 1-0 with a 1.38 ERA (4 ER/26.0 IP) with 31 strikeouts and four walks

Allowed no runs in three of his starts for Double-A San Antonio, also averaged 10.7 strikeouts per 9.0 IP and a 7.75 K/BB ratio...boasted a season-high 14 strikeouts in 6.2 innings June 26 with Double-A Frisco...held righties to only a .106 batting average and lefties to .208 with Advanced-A Myrtle Beach

2010

- Spent the entirety of the season with Single-A Hickory (28 G, 17 GS)
- Went 6-3 with a career-low season 2.12 ERA (27 ER/114.2 IP), striking out 125 batters against only 17 walks
- Opened the season as a reliever, allowing just one earned run over his first eight appearances (20.1 IP)...joined the starting rotation May 18, retiring all 15 batters he faced in his first start

Named to the South Atlantic League All-Star game...his 0.92 WHIP led all full-season minor league pitchers while his 2.12 ERA ranked third

2009

- Made his professional debut with the AZL Rangers, working 4.0 innings over three relief outings...tossed a 2.25 ERA (1 ER/4.0 IP) with nine strikeouts against only one walk

Personal

Robert Joseph Erlin...graduate of Scotts Valley (CA) High School, where he went 9-1 with a 0.63 ERA his senior season and was named Sentinel All-County Player of the Year...originally committed to play at Cal Poly, San Luis Obispo...originally signed by Texas Rangers scout Butch Metzger.

Career Pitching Record

Year	Team	W-L	ERA	G	GS	CG	SHO	SV	IP	H	R	ER	HR	HB	BB	SO	WP	BK	AVG
2009	AZL Rangers	0-0	2.25	3	0	0	0	0	4.0	5	1	1	0	0	1	9	0	0	.294
2010	Hickory	6-3	2.12	28	17	0	0	1	14.2	89	37	27	9	4	17	125	4	0	.213
2011	Myrtle Beach	3-2	2.14	9	9	0	0	0	54.2	25	15	13	7	3	5	62	1	0	.132
	Frisco	5-2	4.32	11	10	0	0	0	66.2	73	34	32	9	2	7	61	1	2	.282
	San Antonio	1-0	1.38	6	6	0	0	0	26.0	26	4	4	2	0	4	31	0	0	.265
2012	San Antonio	6-2	3.50	17	16	0	0	0	92.2	99	38	36	11	2	11	92	1	2	.277
	AZL Padres	0-2	2.16	3	3	0	0	0	8.1	7	7	2	0	0	2	8	1	0	.206
2013	San Antonio	3-1	2.92	11	11	0	0	0	52.1	53	21	17	6	3	14	72	1	0	.255
	Tucson	8-3	5.07	20	20	0	0	0	99.1	125	65	56	11	1	34	84	4	1	.307
2014	SAN DIEGO	3-3	4.12	11	9	0	0	0	54.2	53	26	25	6	0	15	40	3	0	.255
	AZL Padres	0-0	0.00	1	1	0	0	0	2.0	1	0	0	0	0	0	5	1	0	.111
	San Antonio	0-0	3.48	3	3	0	0	0	10.1	12	4	4	1	0	4	10	0	0	.293
	SAN DIEGO	4-5	4.99	13	11	0	0	0	61.1	71	34	34	6	1	15	46	4	0	.293
2015	El Paso	7-6	5.60	24	24	1	1	0	125.1	151	90	78	22	6	37	105	5	0	.297
	SAN DIEGO	1-2	4.76	3	3	0	0	0	17.0	16	9	9	1	1	2	10	1	0	.258
2016	SAN DIEGO	1-2	4.02	3	2	0	0	0	15.2	12	7	7	3	0	3	13	2	0	.218
2018	SAN DIEGO	4-7	4.21	39	12	0	0	0	109.0	112	57	51	12	0	12	88	2	1	.267
2019	Inland Empire	0-0	4.91	3	0	0	0	0	3.2	6	2	2	1	0	1	6	0	0	.375
	El Paso	0-1	8.80	10	0	0	0	1	15.1	26	15	15	2	2	2	14	3	0	.388
2020	SAN DIEGO	0-1	5.37	37	1	0	0	0	55.1	72	36	33	6	1	15	52	3	0	.312
	ATLANTA	0-0	8.49	7	5	0	0	0	23.1	28	22	22	8	1	6	21	1	0	.289
	PITTSBURGH	0-0	5.40	2	0	0	0	0	3.1	5	2	2	0	1	1	4	0	0	.333
	ATLANTA	0-0	8.10	9	5	0	0	0	26.2	33	24	24	8	2	7	25	1	0	.295
2022	Oklahoma City	5-4	7.01	21	14	0	0	0	77.0	95	63	60	14	3	35	69	3	0	.296
	LOS ANGELES	0-0	9.00	2	0	0	0	0	2.0	2	2	2	1	0	1	1	0	0	.250
Major League - 8 years		13-20	4.87	117	43	0	0	0	341.2	371	195	185	43	5	70	275	16	1	.277
Dodger Totals - 1 year		0-0	9.00	2	0	0	0	0	2.0	2	2	2	1	0	1	1	0	0	.250
Minor League - 8 years		38-35	4.32	155	120	1	1	2	670.1	715	370	322	86	24	165	669	25	3	.271

Career Single-Game Bests

Low-Hit Complete Game:	---	Most Strikeouts:	7, (6x), last, September 1, 2018 vs. COL
Most Innings Pitched Starter:	7.2, September 20, 2013 vs. LAD	Most Walks:	4, (2x), last, May 6, 2014 vs. KC
Most Innings Pitched Reliever:	5.2, May 28, 2018 vs. MIA	Longest Winning Streak:	3 games, May 11 - Sept. 13, 2014
Most Earned Runs Allowed:	9, July 7, 2013 at WASH	Longest Losing Streak:	4 games (3x), last, August 26 - Sept. 14, 2018

Career Fielding Record

Position	PCT	G	PO	A	E	TC	DP
Pitcher	.951	117	12	46	3	61	4

Career Transactions

- June 9, 2009: Drafted by the Texas Rangers in the 3rd round of the 2009 amateur draft. Player signed July 29, 2009.
- July 31, 2011: Traded by the Texas Rangers with Joe Wieland to the San Diego Padres for Mike Adams.
- January 31, 2020: Signed as a Free Agent with the Pittsburgh Pirates.
- August 7, 2020: Selected off waivers by the Atlanta Braves from the Pittsburgh Pirates.
- September 14, 2020: Released by the Atlanta Braves.
- February 14, 2022: Signed as a Free Agent with the Los Angeles Dodgers.
- February 3, 2023: Signed as a Free Agent with the Los Angeles Dodgers.

Injured List

- May 22 - August 18, 2014 (left elbow soreness)
- April 21 - November 11, 2016 (left elbow strain)
- March 30 - November 6, 2017 (Tommy John recovery)



Hunter FEDUCCIA

C | 67

@feduccia_7

Bats: Left **Throws:** Right
Height: 6-2 **Weight:** 215
Opening Day Age: 25
Born: June 5, 1997 in Lake Charles, LA
Resides: Lake Charles, LA
Acquired: Drafted in the 12th round of the 2018 First-Year Player Draft out of LSU



Career Highlights

- * Former Louisiana State University backstop enters his second big league camp as a non-roster invitee after spending 2022 season between Triple-A Oklahoma City and Double-A Tulsa, slashing a combined .238/.331/.466 over 83 games with 20 doubles, one triple, 15 home runs, and 51 RBI with 41 walks against 83 strikeouts
- * In four minor league seasons, owns a .258 batting average with 29 home runs and 149 RBI in 275 games...has drawn 143 walks in 1101 plate appearances for a .355 on-base percentage
- * Clubbed two homers against the Triple-A Tacoma Rainiers in his first career multi-homer game on July 12, 2022
- * In his first pro season in 2018, combined to .287 average with a .392 OBP in 34 games with Rookie-advanced Ogden and Single-A Great Lakes
- * Selected by Los Angeles in the 12th round of the 2018 First-Year Player draft out of Louisiana State University

Year-By-Year

2022

- Season was divided between the Triple-A Oklahoma City Dodgers and Double-A Tulsa Drillers...assigned to Triple-A on June 29, 2022
- Batted a combined .238 with 46 runs, 20 doubles, one triple, and 51 RBI overall...produced a 1.000 fielding percentage with no errors in 67 games (66 starts) as a catcher
- Summed up his first Triple-A stint, slugging .473 and hit .240 (36-for-150) with 14 doubles, seven homers, and 25 RBI
- With Double-A Tulsa, put up an .236 average (34-for-144), 26 RBI, eight longballs, and seven extra-base hits...struck out 38 times against 24 walk

Presented a threat to right-handed pitchers as he hit seven homers off them...had two five-RBI games with Triple-A Oklahoma City on July 22 vs. Triple-A Sacramento River Cats and on Aug. 20 vs. Sugar Land Space Cowboys...totaled 12 multi-RBI games this season...cranked out two dingers against the Triple-A Tacoma Rainiers in his first career multi-homer game on July 12

2021

- Played all of the 2021 season with Double-A Tulsa, appearing in 86 games while slashing .254/.343/.398 with nine doubles, one triple, ten homeruns, and 45 RBI with 39 walks against 62 strikeouts
- Caught a career-high 70 games, starting 64 of those contests...produced a .999 fielding percentage, committing just one error in 676 total chances
- Recorded 39 assists, a career-high, and helped in three double plays on the year...caught 22 of 52 base stealers
- Batted well at home, averaging .286 (40-for-140) with four doubles, four home runs, and 23 RBI...batted three points higher at .289 in the month of September, going 13-for-45 with three doubles and seven RBI
- Was invited to his first professional spring training as a non-roster invitee

2020

- Did not participate in the 2020 season after the minor league season was canceled

2019

- Split the season between Advanced-A Rancho Cucamonga and Single-A Great Lakes, batting .275 with five homers and 43 RBI

Personal

Hunter Feduccia...played one season at Louisiana State University after transferring from Division II LSU-Eunice, where he was the school's defensive player of the year in 2016-17...voted as the No. 4 pro prospect in the 2017 Northwoods League by Baseball America after batting .348 with seven homers and 41 RBI in 46 games with the Rockford (Ill.) Rivets...won three state championships at Barbe High School in Lake Charles, LA...selected by Los Angeles in the 12th round of the 2018 First-Year Player draft out of Louisiana State University.

Career Batting Record																					
Year	Team	AVG	G	AB	R	H	2B	3B	HR	RBI	SH	SF	HBP	BB	SO	SB	CS	OBP	SLG	E	
2018	Ogden	.250	3	8	2	2	0	0	0	1	0	0	1	3	1	0	0	.500	.250	1	
	Great Lakes	.290	31	100	6	29	6	0	0	9	1	2	1	15	31	1	0	.381	.350	5	
2019	Great Lakes	.288	50	184	34	53	17	1	4	31	0	3	0	36	42	1	0	.399	.457	1	
	Rancho Cucamonga	.239	22	71	8	17	1	1	0	12	2	0	0	9	19	1	2	.325	.282	5	
2021	Tulsa	.254	86	284	44	72	9	1	10	45	0	3	1	39	62	0	0	.343	.398	1	
2022	Tulsa	.236	43	144	21	34	6	1	8	26	0	2	0	24	38	0	0	.341	.458	0	
	Oklahoma City	.240	40	150	25	36	14	0	7	25	0	0	1	17	45	0	0	.321	.473	0	
Minor League - 4 years		.258	275	941	140	243	53	4	29	149	3	10	4	143	238	3	2	.355	.416	13	

Career Transactions

- June 8, 2018: Selected in the 12th round of the 2018 First-Year Player Draft out of Louisiana State University

Injured List

- Has not been on the injured list in the Major Leagues



David FREITAS

C | 31

@davidfreitas36

Bats: Right **Throws:** Right
Height: 6-4 **Weight:** 250
Opening Day Age: 34
Born: March 18, 1989 in Wilton, California
Resides: Wilton, CA
Acquired: Signed with the Dodgers on January 1, 2023
ML Service: 1.026
ML Debut: August 30, 2017



Career Highlights

- * California native enters his 13th professional season and first as a member of the Dodgers' organization
- * Owns a career Major League slashline of .200/.268/.288 over 59 games, and a career Minor League slashline of .289/.371/.432 in over 858 games
- * Boasts a career minor league fielding percentage of .996 as a catcher, only committing seven errors over 1621 total chances in 200 games (194 starts) and a Major League fielding percentage of .994, only two errors in 338 total chances over 42 games (38 starts)
- * Made his Major League debut on August 30, 2017 at PHI, finished the game 1-for-3 with one double and one RBI
- * Collected his first Major League home run on July 11, 2018 at Los Angeles (Angels) off Jaime Barria
- * Earned his first professional home run on July 22, 2010 off of Patrick Lawson
- * Drafted by the Washington Nationals in the 15th round of the 2010 draft

Year-By-Year

2022

- Signed by the Yankees in free agency, spending the season with Triple-A Scranton-Wilkes Barre (36 G) before being released July 13
 - With Triple-A Scranton Wilkes-Barre, slashed .239/.310/.345 with six doubles, two home runs and nine RBI
 - Played 23 games at catcher for a .986 fielding percentage, committing three errors over 210 total chances...appeared in the other 12 games at designated hitter
- Had his best month in April, slashing .268/.333/.390 in 11 games with two doubles and one home run...garnered a six-game hit streak from April 20-30, hitting .291 (7-for-24) with two doubles and three RBI...hit a perfect 4-for-4 on May 22

2021

- Released from the Brewers roster on Feb. 11 after signing with Kiwoom Heroes of the Korean Baseball Organization...played in 43 games with Kiwoom, batting .259 (36-for-139) with 10 doubles, two home runs, 14 RBI and seven walks...was released by Kiwoom on 6/23
 - Signed by the Tampa Bay Rays as a minor league free agent on July 24...in 20 games with the FCL Rays (4 G) and Triple-A Durham (16 G), hit a combined .212 (14-for-66) with one double, three home runs, and eight RBI
 - Played a combined eight games at catcher for FCL Rays and Triple-A Durham for a perfect fielding percentage...committing no errors over 68 total chances
- Had a four-game hit streak with Triple-A Durham from Aug. 28-Sept. 4...notched his best month in August with Triple-A Durham, slashing .286/.429/.476 in seven games with one double and one RBI...hit .250 (8-for-32) against righties and .238 (5-for-21) against lefties

2020

- Spent the season at Milwaukee's Alternate Training Site

2019

- Made his first Opening Day roster with Seattle, appearing in one game before being optioned to Triple-A Tacoma (6 G)
- With Triple-A Tacoma, hit .278 (5-for-18) with two doubles and five RBI
- Acquired by Milwaukee in a trade April 14 and assigned to Triple-A San Antonio (85 G) before being recalled by Milwaukee on Sept. 1 (16 G)
- With Triple-A San Antonio, slashed .387/.459/.571 with 21 doubles, 12 home runs, and 76 RBI

- With Milwaukee, hit .077 (1-for-13) with three walks as a pinch-hitter
- Appeared in a combined 50 games (49 starts) as a catcher with Triple-A Tacoma and Triple-A San Antonio for a .991 fielding percentage, committing four errors over 466 total chances

Was a Pacific Coast League midseason and postseason All-Star as he led the league with a combined batting average (.381) and on-base percentage (.461) while ranking third in OPS (1.020) with both Triple-A Tacoma and Triple-A San Antonio...had his best month in August with Triple-A San Antonio, slashing .425/.494/.685 with four doubles, five home runs, and 21 RBI

2018

- Claimed off waivers by Seattle on October 27, splitting the season between Triple-A Tacoma (39 G) and Seattle (36 G)
- With Seattle, hit .215 (20-for-93) with six doubles, one home run and five RBI
- With Triple-A Tacoma, tabbed a .349 batting average (51-for-149) with 12 doubles, one triple, four home runs and 23 RBI
- Collected his first Major League home run on July 11 at Los Angeles (Angels) off Jaime Barria
- Earned a .993 fielding percentage with Seattle as a catcher, only committing two errors over 279 total chances...had a perfect fielding percentage with Triple-A Tacoma over 263 total chances

Reached base safely via hit or walk in 20 of his 32 starts with Seattle...hit safely in a career-high 5 consecutive games, April 11-19, going 6-for-16 (.375) with 3 runs, 3 doubles and 1 RBI...had his best month in June with Triple-A Tacoma, garnering a .467 batting average (14-for-30)

2017

- Signed a minor league contract with Atlanta and spent a majority of the season with Triple-A Gwinnett (72 G) before being recalled by the Braves on August 30th (6 G)
- Made his Major League debut on August 30, 2017 at PHI, finished the game 1-for-3 with one double and one RBI
- With Atlanta, notched 4-for-17 (.235) with two runs, two doubles and two RBI
- With Triple-A Gwinnett, slashed .263/.338/.356 with 13 doubles, three home runs and 21 RBI
- Started in five out of the six games with Atlanta at catcher, with a perfect fielding percentage in 51 total chances...tabbed a .998 fielding percentage with Triple-A Gwinnett, committing just one error in 546 total chances
- Boasted his best month in April, slashing .297/.422/.432 in 12 games...amassed an 11-game hit streak July 4-24, hitting 14-for-41 (.341)...hit .355 (22-for-62) against lefties as opposed to .230 (40-for-174) against righties

2016

- Played his one and only season in the Cubs organization, spending time with Double-A Tennessee (66 G) and Triple-A Iowa (25 G)
- With Double-A Tennessee, launched a .286 average (71-for-248) with 20 doubles, four homers, and 38 RBI
- With Triple-A Iowa, slashed .321/.362/.476 including seven doubles, two home runs and 20 RBI
- Appeared in a combined 43 games (38 starts) at catcher for a .985 fielding percentage, committing five errors in 332 total chances...also started a combined 33 games at first base

Had a .315 (58-for-184) road batting average in 49 contests...notched a .270 average (40-for-148) in home games...hit safely in 16 of 18 games from 7/15 to 8/7, going 25-for-74 (.338) with a .380 on-base percentage

2015

- Spent a majority of the season with Double-A Bowie (71 G) before going back to Triple-A Norfolk (4 G)
- With Double-A Bowie, hit .242 (60-for-248) with 12 doubles, eight home runs and 33 RBI
- With Triple-A Norfolk, slashed .231/.231/.385 with two doubles
- Appeared in a combined 51 games (50 starts) at catcher for a .995 fielding percentage, committing two errors over 357 total chances

Poked 25 hits in 82 at-bats (.305) against lefties, but hit just .212 (38-for-179) against righties...enjoyed two separate six-game hit streaks with Double-A Bowie from July 13-21 and July 24-Aug.2, including going 3-for-4 with two doubles and an RBI on July 29...hit better off of lefties, going .309 (25-for-81) compared to .210 (35-for-167) with righties

2014

- Acquired by Baltimore in a trade in December 2013, spending time with Double-A Bowie (53 G) and Triple-A Norfolk (8 G)
- With Double-A Bowie, slashed .250/.328/.405 with 11 doubles, five homers, and 25 RBI
- With Triple-A Norfolk, clubbed a .364 batting average (8-for-22) with one home run and one double
- Appeared in a combined two games at first base and 48 at catcher, where he garnered a .994 fielding percentage...committing only two errors over 358 total chances and tossing out 15-of-53 (28.3%) attempted base stealers

Closed his season batting .368/.429/.596 over 18 games in August and September, including an eight-game hitting streak (.429, 12-for-28) from 8/14-27...with Double-A Bowie, hit .311 (28-for-90) on the road and .179 (14-for-78) at home...hit even-keeled vs. righties and lefties with Double-A Bowie, .241 and .268 respectively

2013

- Spent a majority of the season with Double-A Midland (61 G) before being promoted to Triple-A Sacramento (29 G) on July 15
- With Double-A Midland, batted .214 (48-for-224) with six doubles, nine home runs, 21 RBI, and 15 extra base hits
- With Triple-A Sacramento, slashed .268/.355/.381 with 37 total bases and nine extra base hits
- Played in a combined 81 games at catcher for a .984 fielding percentage, committing 10 errors over 636 total chances

Poked solo home runs in five consecutive hits over a five-game span from 5/16–24, going 5-for-20 with one strikeout, including going 2-for-4 with a pair of homers on 5/23 at Tulsa...following the season, appeared in nine games with Mesa of the Arizona Fall League, batting .222/.382/.333 with eight runs, one home run, four RBI and four walks

2012

- Spent a majority of the season with Advanced-A Potomac (78 G) before being traded to the Oakland Athletics organization, playing 20 games for Double-A Midland
- With Advanced-A Potomac, hit a .271 batting average (74-for-273) with 22 doubles, five home runs and 46 RBI
- With Double-A Midland, slashed .333/.392/.524 with two home runs and 11 RBI
- Appeared in a combines 93 games at catcher and one at first base...with Advanced-A Potomac, had a fielding percentage of .996, committing only two errors over 563 total chances

Batted .292 (21-for-72) against left-handed pitching compared to .280 (74-for-264) against right-handers...slugged all seven of his home runs and drove in 50 of his 57 runs against righties...hit .327 with runners in scoring position...had a .386 batting average in the eighth inning or later

2011

- Spent the entirety of his first full professional season with Class-A Hagerstown (123 G), batting .288 (123-for-427) with 13 home runs and 73 RBI
- Led the South Atlantic League in walks and ranked second on-base percentage...was a SAL Midseason All-Star...led Hagerstown in RBI and walks and tied for the team-lead in doubles (30)
- Appeared in 86 games at catcher and 13 at first base...topped SAL catchers with a .996 fielding percentage, only committing three errors over 701 total chances...tossed out 39-of-154 (25.3%) attempted base stealers

Roped .316 against right-handed pitchers compared to .214 against left-handers...however, had six home runs in 117 at bats against lefties (one per 19.5 at bats) compared to seven in 310 at bats against righties (one per 44.3 at bats)...had a season-best 10-game hitting streak from June 12 to 24 (19-for-39, .487)

2010

- Made his professional debut with Class-A Short Season Vermont, batting .307 with four home runs and 40 RBI in 62 games
- Tied for third in the NYPL in doubles (19) and ranked fourth in on-base percentage (.408)...led Vermont in doubles, RBI, on-base percentage and total bases (98)
- Earned his first professional home run on July 22, 2010 off of Patrick Lawson
- Appeared in 35 games at catcher (33 starts) and tossed out 17-of-48 (35.4%) attempted base stealers and a .994 fielding percentage, only committing two errors in 332 total chances

Personal

David Joseph Freitas...born March 18, 1989 in Wilton, California...played two seasons (2007–08) at Cosumnes River College (Calif.), where he was a junior college All-American...finished his collegiate career with one season (2010) at the University of Hawaii–Manoa...drafted by the Washington Nationals in the 15th round of the 2010 draft

Career Batting Record

Year	Team	AVG	G	AB	R	H	2B	3B	HR	RBI	SH	SF	HP	BB	SO	SB	CS	OBP	SLG	E
2010	Vermont	.307	62	218	32	67	19	0	4	40	1	3	5	34	47	2	0	.408	.450	2
2011	Hagerstown	.288	123	427	67	123	30	0	13	73	0	1	6	82	87	2	1	.409	.450	6
2012	Potomac	.271	78	273	37	74	22	0	5	46	0	2	7	39	52	0	0	.374	.407	2
	Midland	.333	20	63	12	21	6	0	2	11	0	3	2	6	15	0	0	.392	.524	3
2013	Midland	.214	61	224	34	48	6	0	9	21	0	0	2	20	39	0	0	.285	.362	8
	Sacramento	.268	29	97	13	26	8	0	1	9	0	0	2	11	14	0	0	.355	.381	2
2014	Bowie	.250	53	168	22	42	11	0	5	25	1	1	1	19	24	0	0	.328	.405	2
	Norfolk	.364	8	22	2	8	1	0	1	4	0	0	0	6	3	0	0	.500	.545	0
2015	Bowie	.242	71	248	28	60	12	0	8	33	1	4	6	17	37	1	0	.302	.387	2
	Norfolk	.231	4	13	1	3	2	0	0	0	0	0	0	0	0	0	0	.231	.385	0
2016	Tennessee	.286	66	248	37	71	20	1	4	38	0	0	1	21	47	0	0	.344	.423	10
	Iowa	.321	25	84	7	27	7	0	2	15	1	3	0	7	20	3	0	.362	.476	1
2017	Gwinnett	.263	72	236	28	62	13	0	3	21	0	4	4	25	35	0	0	.338	.356	1
	ATLANTA	.235	6	17	2	4	2	0	0	2	0	0	0	4	4	0	0	.235	.353	0
2018	SEATTLE	.215	36	93	9	20	6	0	1	5	1	0	0	8	25	0	0	.277	.312	2
	Tacoma	.349	39	146	15	51	12	1	4	23	0	0	3	17	27	0	0	.428	.527	0
2019	Tacoma	.278	6	18	4	5	2	0	0	5	0	0	2	5	6	0	0	.480	.389	0
	San Antonio	.387	85	310	51	120	21	0	12	76	0	3	2	42	49	0	1	.459	.571	5
	SEATTLE	.000	1	2	1	0	0	0	0	1	0	0	0	1	0	0	0	.250	.000	0
	MILWAUKEE	.077	16	12	1	1	0	0	0	0	0	0	0	3	5	0	0	.250	.077	0
2021	GCL Rays	.077	4	13	2	1	0	0	0	0	0	0	1	2	3	0	0	.250	.077	0
	Durham	.245	16	53	13	13	1	0	3	8	0	2	0	11	11	1	0	.364	.434	0
2022	Scranton-WB	.239	36	113	9	27	6	0	2	9	0	1	0	12	23	0	0	.310	.345	3
	Minor League - 12 years	.285	858	2974	414	849	199	2	78	457	4	27	44	376	539	9	2	.371	.432	47
	Major League - 3 years	.200	59	125	13	25	8	0	1	8	1	1	0	136	188	4	1	.392	.459	2

Career Single-Game Bests

Most Hits: 2, (5x), last, July 11, 2018 at LAA

Most RBI: 1, March 28, 2019 vs. BOS

Most Home Runs: 1, July 11, 2018 at LAA

Most Runs Scored: 1, (13x), last, Sept. 28, 2019 vs. CHC

Most Stolen Bases: ---

Most Walks: 2, May 12, 2018 at DET

Longest Hitting Streak: 5 games, April 11 - 19, 2018

Grand Slams: ---

Career Fielding Record

Position	PCT	G	PO	A	E	TC	DP
First Base	1.000	1	1	2	0	3	0
Catcher	.994	42	323	13	2	338	2

Transactions

- June 8, 2010: Drafted by the Washington Nationals in the 15th round of the 2010 amateur draft. Player signed June 10, 2010.
- August 3, 2012: Traded by the Washington Nationals to the Oakland Athletics for Kurt Suzuki and cash.
- December 12, 2013: the Oakland Athletics sent David Freitas to the Baltimore Orioles to complete an earlier deal made on December 2, 2013. December 2, 2013: The Oakland Athletics sent a player to be named later and Jemile Weeks to the Baltimore Orioles for Jim Johnson.
- December 10, 2015: Drafted by the Chicago Cubs from the Baltimore Orioles in the 2015 rule 5 draft.
- November 16, 2016: Signed as a Free Agent with the Atlanta Braves.
- October 27, 2017: Selected off waivers by the Seattle Mariners from the Atlanta Braves.
- April 14, 2019: Traded by the Seattle Mariners to the Milwaukee Brewers for Sal Blasi (minors).
- July 24, 2021: Signed as a Free Agent with the Tampa Bay Rays.
- December 14, 2021: Signed as a Free Agent with the New York Yankees.
- January 1, 2023: Signed as a Free Agent with the Los Angeles Dodgers.

Injured List

- No Injuries at the Major League Level



Jason HEYWARD

OF | 23

@jheylove22

Bats: Left **Throws:** Left

Height: 6-5 **Weight:** 240

Opening Day Age: 33

Born: August 9, 1989 in Ridgewood, New Jersey

Resides: Chicago, IL

Acquired: Signed to a minor league contract December 8, 2022

ML Service: 13.000

ML Debut: April 5, 2010



Career Highlights

- * Five-time Gold Glove winner enters his 17th professional season and first in the Dodger organization after being signed to a minor league contract December 7, 2022
- * New Jersey native owns a career Major League slashline of .257/.339/.406 and Minor League slashline of .319/.393/.507
- * Amassed a .989 fielding percentage in right field, making only 29 errors in 2731 total chances in the Major Leagues
- * Has earned several awards in his career, including Gold Glove (2012, 2014, 2015, 2016, 2017), World Series Champion (2016), NL Player of the Week (June 25, 2012), NL Rookie of the Month (April 2010, May 2010), and NL All Star (2010)
- * Made his Major League debut on April 5, 2010...became only the second Braves rookie to make his MLB debut in the opening day starting lineup since 1981 (OF Jordan Schafer, 2009)
- * Hit a three-run homer in his first major league plate appearance, April 5, 2010 vs. the Cubs (Carlos Zambrano), becoming the sixth player in Atlanta history to homer in his first plate appearance (Bob Horner in 1978, Jermaine Dye in 1996, Marty Malloy in 1998, Jeff Francoeur in 2005 and Jordan Schafer in 2009) and the 11th player in franchise history to hit a homer in his major league debut
- * Won his first career NL Gold Glove Award in 2012 after recording 11 outfield assists, tied for third-best in the NL. Became the first Brave to win the award since 2007 (Andruw Jones and Jeff Francoeur)
- * Selected to the NL All-Star team as a starter in 2011...did not play due to injury
- * Finished second in National League Rookie of the Year voting in 2010 to SF's Buster Posey
- * Participated in the 2009 Futures Game in St. Louis and went 1-for-2

Year-By-Year

2022

- Slashed .204/.278/.277 in 48 games in his final season with the Cubs
- Spent time in both right and center field, playing 21 games (18 GS) in right with a perfect fielding percentage in 43 chances and 26 games (23 GS) in center with a perfect fielding percentage in 49 total chances
- Did not play in a game after June 24 due to right knee inflammation

Hit significantly better on the road than at home, slashing .243/.312/.343 and .164/.243/.209 respectively...had a four-game hit streak June 4-10, going 6-for-15 including two doubles and four RBI

2021

- Sported a .214 batting average (69-for-323) with 15 doubles, two triples, eight home runs and 30 RBI with 25 extra base hits
- Appeared in 104 games for Chicago in 2021, starting 92 at right field
- Had three injured list stints: May 20–June 5 (strained left hamstring), Aug. 4-15 (left index finger inflammation) and Sept. 12-end of the season (concussion)

Recorded two walk-off hits, a single April 22 vs. the Mets and his third career walk-off home run Sept. 8 vs. Cincinnati...reached base safely in 10 of his 12 plate appearances (seven hits, three walks) in a three-game series at Dodger Stadium from June 24-26...hit .264 (19-for-72) with four doubles, one triple, two homers and 10 RBI in 23

games after Aug. 1, after batting .199 (50-for-251) prior to Aug. 1...tallied a season-long seven-game hitting streak from Aug. 23-Sept. 1, batting .435 (10-for-23) during that span

2020

- Had a .265 batting average (39-for-147) with six doubles, six homers, 22 RBI, 30 walks and an .848 OPS in 50 contests...his .392 OBP was his best mark since posting a .393 OBP in his rookie season of 2010...his .848 OPS was also one point shy of his career-best .849 OPS in 2010

- Tied for the team lead with 30 walks, his .392 OBP led the club
- Played 50 games in center (49 GS) with a perfect fielding percentage in 100 total chances

Batted .297 (33-for-111) with four doubles, two triples and five homers vs. right-handed pitching...hit .167 (6-for-36) against southpaws...drove in a season-high four runs, August 11 at CLE...Notched a multi-homer game, August 30 at Cincinnati, and joined Ian Happ and Kyle Schwarber as the first starting outfielder in major league history to each hit two home runs in the same game...Had one of the biggest hits of the season for the Cubs, hitting a three-run homer in the ninth inning, September 12 at Milwaukee off of closer Josh Hader...lifted the Cubs from a 2-0 deficit to a 3-2 lead in the Cubs' eventual 4-2 victory.

2019

- Batted .251 (129-for-513) with 20 doubles and 21 homers in 147 games...reached at least 20 homers for the second time in his career...his best OBP (.343), slugging (.429) and OPS (.772) in his four years with Chicago

- Had back-to-back three-hit games, June 22 and June 23...went 3-for-4 with a double and run in each game
- Appeared in 105 games (63 GS) in right field, committing two errors in 110 total chances for a fielding percentage of .980...played a career-high 84 games (74 GS) in center field, committing three errors in 148 total chances for a .982 fielding percentage

Batted .264 (106-for-401) against righties, compared to .205 (23-for-112) against lefties...Batted over .300 in March/April (.309), June (.326) and July (.309)...hit .186 in May, .156 in August and .232 in September...Went 3-for-3 with two homers, two walks, three runs scored, three RBI and two steals, April 6 at Milwaukee...marked his seventh multi-homer game and first with the Cubs...became the first Cub since 1900 to record multiple home runs and multiple steals in the same game

2018

- Had his best offensive season with the Cubs, hitting .270 (119-for-440) with 23 doubles, four triples, eight homers and 57 RBI in 127 games, striking out just 60 times in 489 plate appearances...walked 42 times, contributing to a .335 OBP, his highest since 2015

- Appeared in 118 games in right field (91 GS), committing two errors in 218 total chances for a .991 fielding percentage...also appeared in 25 games (20 GS) and only committing one error in 37 total chances for a .973 fielding percentage

- Led all qualified right fielders with an average of 2.22 putouts per nine innings
- Suffered a concussion while attempting to make a catch at the right field wall, May 6 in St. Louis...landed on the D.L. and was activated, May 18...was also on the disabled list from August 31-September 16 with right hamstring tightness

In 28 games from May 29-June 30, hit .359 (42-for-117) with 11 doubles, three homers, 18 RBI and 20 runs scored, his 42 hits were the most of any player in the majors during that span...was first on the team with four four-hit games, his most-ever in a single season...slugged .290 (27-for-93) against lefties and hit .265 (92-for-347) against righties...led the Cubs with a .342 average (69-for-202) and a .940 OPS with runners on base, his average ranked sixth in the majors and fourth in the N.L.

2017

- Posted a 259/.326/.389 slashline with 15 doubles, four triples, 11 home runs, and 59 RBI...reached at least 10 homers for the seventh time in eight major league seasons

- Earned his fifth career Gold Glove after he appeared in 120 games in right field...his five double plays turned led all N.L. outfielders and all Major League right fielders...his .991 fielding percentage as a right fielder was the fifth-best in the Majors...played 13 games in center field, and did not commit an error in 13 appearances as a center fielder

- Missed time with two disabled list stints ... was on the disabled list May 6-20 with a sprained finger on his right hand and from June 19-July 4 with a left hand abrasion ... appeared in three rehab games with South Bend across the two stints on the disabled list

Batted .328 (20-for-61) with runners in scoring position and two outs, the third-best mark on the Cubs...went 5-for-12 (.417) with a triple and nine RBI in bases-loaded situations...hit a game-winning homer in the 11th inning, July 29 at Milwaukee, it was his fourth-career go-ahead homer in extra innings, and his first since September 15, 2015 at Milwaukee with St. Louis...notched a season-high four RBI three times, two of which came in a three-game span, going 2-for-4 with a homer, two runs and four RBI April 22 at Cincinnati, then went 1-for-4 with a homer and four RBI April 24 at Pittsburgh, overall, he had 11 RBI in a four-game span, April 21-24, driving in at least one run in each game

2016

- In his first season with the Cubs, he batted .230 (122-for-530) with 27 doubles, seven homers and 49 RBI in 142 games

- Ranked third on the team with 11 stolen bases, his fifth season with at least 10 steals
- Played 131 games (112 GS) in right field and 24 games (21 GS) in center field, posting a combined .993 fielding percentage, only allowing two errors in 276 total chances...winning his fourth Gold Glove

• Appeared in 16 post-season games, going 5-for-48 (.104) with a double, triple and four runs scored ... played in six of seven World Series games.

Batted .283 (47-for-166) in the seventh inning and later compared to .206 (75-for-364) in innings one to six ... Went 3-for-6 with three RBI, September 4 vs. San Francisco, including a game-tying RBI single in the ninth inning before a game-winning RBI single in the 13th inning...had a season-high four hits, April 24 at Great American Ball Park ... Scored the game-winning run in the 12th inning, July 31 vs. Seattle, after doubling to lead off the frame ... recorded back-to-back three-hit games, June 11-12 at Atlantar

2015

• In his one and only season with St. Louis, set career highs in several offensive categories, including a .293 batting average, 33 doubles, 160 hits and 23 stolen bases in 154 games, his most since playing in a career-best 158 games in 2012

• Batted .301 (116-for-385) with 11 homers against right-handed pitching ... hit .272 (44-for-162) with two homers against lefties

• Played 144 games in right field, recording a .990 fielding percentage, only three errors in 290 total chances with nine assists...played 10 games in center field, handling 13 chances without an error

• Earned his third Gold Glove in four years, recording a 6.5 WAR which ranked fifth among all N.L. position players

Slugged .318 (76-for-239) with a .397 on-base percentage and an .866 OPS in the season's second half...after hitting .217 (18-for-83) in April, batted .284 or better in each of the season's final five months...hit .326 (29-for-89) with an .881 OPS in June...recorded his sixth career multi-homer effort, August 16 vs. MIA...hit .357 (5-for-14) with a home run, two RBIs, a .438 on-base percentage, a .643 slugging mark and a 1.081 OPS in the four-game NLDS against the Cubs

2014

• Sported a .271/.351/.384 slashline including 26 doubles, 11 home runs, 58 RBI and 40 extra base hits...his 155 hits and .271 batting average were 2nd on the Braves behind Freddie Freeman (175 H, .288)

• After a slow start, posted a .286 average over his final 134 games (since 4/19), lifting his season batting average from .136 to .271

• Earned his second career Rawlings Gold Glove as a right fielder and was a Platinum Glove finalist in the N.L...racked up a .997 fielding percentage, only two errors in 375 total connections

• His nine outfield assists tied for the most in the N.L. among RF players (100+ games)

Had two 11-game hit streaks: 5/11-23 (.381, 16-42) and 5/26-6/7 (.354, 17-48), one short of his career high 12 in 2012. During that span (5/11-6/7) had hits in 22 of 24 games, batting .340 (33-97) with five of his 11 homers coming during that time...tied for the Atlanta team lead with 20 steals, one shy of his career high of 21 in 2012...his 44 multi-hit games were T19th in the N.L. and he produced 23 multi-hit games in 62 contests from 7/8 to end of season, batting .313 (73-for-233) during that span...reached base safely in 100 of 117 games with an AB (.288) from 5/9 to end of season...after a .309 July (25-81), his best month came in August when he hit .330 (35-106)...missed four games 9/19-22 after being HBP on his left thumb 9/17 vs. WSH.

2013

• Batted .254 (97-for-382) with 14 home runs and 38 RBI in 104 games

• Appeared in 86 games in right field, including 76 starts, and 20 games in centerfield, all starts...notched a perfect fielding percentage in both right (176 total chances) and center field (39 total chances)

• From July 1 through the end of the year, he reached base safely via hit, walk or hit-by-pitch in 40 of 47 games

• Placed on the disabled list on 4/23 after undergoing appendectomy surgery on 4/22 in Denver, CO...played in five rehabilitation games with Triple-A Gwinnett and was activated off the disabled list on 5/17

• Posted a .305 batting average (40-for-131) with nine doubles, seven home runs and 17 RBI post All-Star break...his on-base percentage was .397 with a .932 OPS

During a 19-game span, from 7/28-8/17, owned a .400 (30-for-75) average with six doubles, five homers - including four from the leadoff spot - 15 RBI, eight walks and 23 runs scored to go with a .457 on base percentage from the No. 1 spot in the lineup...set career highs in hits (five) and extra-base hits (four) and matched his career high with three doubles in 9/26's game vs. PHI. Also on 9/26, drilled his third career - and third of the season - leadoff homer...first multi-homer game came 6/10 at SD...started all four games of the NLDS vs. LAD and went 3-for-18 (.167) with one home run, four RBI and one run scored from the leadoff position

2012

• Bounced back from an injury-plagued 2011 by setting career highs in games (158), at bats (587), runs (93), hits (158), doubles (30), triples (six), home runs (27), RBI (82) and stolen bases (21)

• Amassed a .269/.335/.479 slashline

• Won his first career NL Gold Glove Award after recording 11 outfield assists in right field, tied for third-best in the NL. Became the first Brave to win the award since 2007 (Andruw Jones and Jeff Francoeur)

• Named NL Player of the Week for June 18-24, after batting an NL-best .522 (12-for-23, three HR) during the span

Batted .300 (105-for-350) with 20 home runs vs. right-handed pitchers, compared to .224 (53-for-237) with seven home runs against lefties...collected his second and third career multi-homer games in a two-week span. After hitting a pair of solo home runs on June 7 at MIA, Heyward followed with two home runs at NYY on June 20...tied a career high with four RBI on Sept. 22 at PHI, going 2-for-4 with a double and a walk in an 8-2 win...hit .455 (20-for-44) with four

home runs during a career-best 12-game hitting streak from June 13-27.

2011

- In his sophomore Major League season, battled through injuries, batting .227 (90-for-396) with 18 doubles, 14 home runs and 42 RBI in 128 games
- Was placed on the DL on 5/24 (retroactive 5/22) and missed 18 games with right shoulder soreness
- Clubbed a solo home run in his first at-bat on 3/31 at WSH for his second home run in as many opening days...became just the second player in Major League history to hit a home run in his first at-bat in each of his first two seasons
- Played 122 games in right field (106 GS), garnering a .974 fielding percentage...committing six errors over 228 total chances over 990.1 innings

Drilled his first career grand slam and tied his career RBI high (four, four times) on 8/23 at CHI...over an eight-game span, from 4/22-30, went 14-for-35 (.400) with three homers, seven RBI, a .447 on base percentage and a .714 slugging percentage...in 292 at-bats vs. right-handed pitchers batted .240, compared to .192 (20-for-104) vs. left-handed pitchers

2010

- Became only the second Braves rookie to make his MLB debut in the opening day lineup since 1981 (OF Jordan Schafer, 2009)
- In his first Major League season, hit .277 (144-for-520) with 29 doubles, five triples, 18 homers and 72 RBI in 142 games
- Appeared in 140 games in right field (136 starts)...posted a .976 fielding percentage, committing six errors over 246 total chances in 1196.1 innings
- Clubbed a three-run homer in his first Major League plate at bat on April 5 vs. the Cubs off of Carlos Zambrano
- Led all rookies with three triples, 19 RBI, 19 runs and three SB. He also tied for first with four HR and 16 BB while pacing NL rookies with a .337 batting average
- Selected to the NL All-Star team as a starter...did not play due to injury
- Garnered NL Rookie of the Month honors for May after leading all rookies with six HRs and 19 RBI, and finishing tied for ninth in the majors in RBI...was also named NL Rookie of the Month for April to become the first rookie since CHI's Geovany Soto in 2008 (April/August) to win the award twice in a season, and the first since MIL's Ryan Braun in 2007 (June/July) to win the award in consecutive months.

Became the sixth player in Atlanta history to homer in his first plate appearance (Bob Horner in 1978, Jermaine Dye in 1996, Marty Malloy in 1998, Jeff Francoeur in 2005 and Jordan Schafer in 2009) and the 11th player in franchise history to hit a homer in his major league debut...finished second in National League Rookie of the Year voting to SF's Buster Posey...ranked first among Major League rookies in on-base percentage (.393), slugging percentage (.456) and walks (91) and was second in RBI (72), third in average (.277), hits (144) and extra-base hits (52) and tied for fifth in home runs (18)

2009

- Split the season between Advanced-A Myrtle Beach (49 G) and Double-A Mississippi (47 G) before being promoted for a short stint to Triple-A Gwinnett (3 G)
- With Advanced-A Myrtle Beach, batted .296 (56-for-189) with 10 home runs and 22 extra base hits
- With Double-A Mississippi, slashed .352/.446/.611 for 13 doubles, seven homers, and 30 RBI
- With Triple-A Gwinnett, went 4-for-11 for a .364 batting average
- Spent a combined 77 games at right field, only committing three errors in 192 chances for a fielding percentage of .984
- Participated in the 2009 Futures Game in St. Louis and went 1-for-2
- Was selected to the Carolina League All-Star team...did not participate in the game due to oblique injury

Collected 34 hits, including 11 doubles, three home runs, 19 RBI, 14 walks and posted a 1.230 OPS in 22 July contests en route to being named the Braves organization Mississippi Player of the Month

2008

- Spent a majority of the season with Single-A Rome Braves (120 G) before being promoted to Advanced-A Myrtle Beach (7 G) on August 25
- With Single-A Rome, slashed .323/.388/.483 with 27 doubles, 11 home runs, and 52 RBI
- With Advanced-A Myrtle Beach, hit .182 (4-for-22) including two doubles
- Played a majority of games in right field (103 G, 102 GS)...registering a .961 fielding percentage, committing nine errors over 230 total chances
- Named Single-A Rome April Player of the Month, hitting .330 (33-for-100) with 3 HR, 16 RBI and 7 SB in 26 games
- Awarded Single-A Rome Braves Player of the Year

Hit over .300 in every month except for July at Rome: April (.330), May (.345), June (.315), July (.250), August (.386)...amassed a season-high 11 game hitting streak from 5/7-19 (.386 with five doubles and two home runs)...notched 42 multi-hit games with Rome, including two four-hit games (4/20 vs. SAV and 5/27 at HIC)...While with Rome he hit .351 (33-for-94) off LHP with 4 HR and .315 (112-for-355) with 7 HR vs. RHP...boasted a season-high 5 RBI to go with three hits and a home run on 6/30 vs. Columbus

- Played in eight games for the Braves Rookie-league GCL Braves and four games for Rookie-league Danville Braves
- Earned a combined .302 batting average (13-for-43) with one home run and six RBI
- Clubbed a home run in his first professional game on August 16

PERSONAL

Jason Alias Heyward...born August 9, 1989 in Ridgewood, NJ...married to Verdana Heyward, welcomed son Messi in March 2022...graduated from Henry County (McDonough, Ga.) High School... His father, Eugene, played basketball at Dartmouth College...wears uniform number 22 to honor his high school teammate, Andrew Wilmot, from the 2005 Georgia State championship team who was tragically killed in an auto accident...selected by the Atlanta Braves in the first round (14th overall) in the 2007 draft

Career Batting Record																				
Year	Team	AVG	G	AB	R	H	2B	3B	HR	RBI	SH	SF	HBP	BB	SO	SB	CS	OBP	SLG	E
2007	GCL Braves	.296	8	27	1	8	4	0	1	5	0	1	1	2	4	1	1	.355	.556	0
	Danville	.313	4	16	3	5	1	0	0	1	0	0	0	1	5	0	0	.353	.375	0
2008	Rome	.323	120	449	88	145	27	6	11	52	0	7	3	49	75	15	3	.388	.483	9
	Myrtle Beach	.182	7	22	3	4	2	0	0	4	0	1	0	2	4	0	0	.240	.273	0
2009	Myrtle Beach	.296	49	189	34	56	12	0	10	31	0	2	2	21	30	4	0	.369	.519	3
	Mississippi	.352	47	162	32	57	13	4	7	30	0	3	2	28	19	5	1	.446	.611	1
	Gwinnett	.364	3	11	3	4	0	0	0	2	0	0	0	2	2	1	0	.462	.364	0
2010	ATLANTA	.277	142	520	83	144	29	5	18	72	0	2	10	91	128	11	6	.393	.456	6
2011	Gwinnett	.167	2	6	1	1	1	0	0	0	0	0	0	1	1	0	0	.286	.333	0
	ATLANTA	.227	128	396	50	90	18	2	14	42	0	3	4	51	93	9	2	.319	.389	6
2012	ATLANTA	.269	158	587	93	158	30	6	27	82	0	3	2	58	152	21	8	.335	.479	5
2013	Gwinnett	.300	6	20	1	6	1	0	0	6	0	1	1	4	7	1	0	.423	.350	0
	ATLANTA	.254	104	382	67	97	22	1	14	38	1	0	8	48	73	2	4	.349	.427	0
2014	ATLANTA	.271	149	573	74	155	26	3	11	58	0	3	6	67	98	20	4	.351	.384	1
2015	ST. LOUIS	.293	154	547	79	160	33	4	13	60	0	3	2	56	90	23	3	.359	.439	3
2016	CHICAGO - NL	.230	142	530	61	122	27	1	7	49	1	2	5	54	93	11	4	.306	.325	2
2017	South Bend	.571	3	7	2	4	0	0	0	2	0	0	0	1	0	0	0	.625	.571	0
	CHICAGO - NL	.259	126	432	59	112	15	4	11	59	2	2	3	41	67	4	4	.326	.389	2
2018	CHICAGO - NL	.270	127	440	67	119	23	4	8	57	2	2	2	42	60	1	1	.335	.395	3
2019	CHICAGO - NL	.251	147	513	78	129	20	4	21	62	0	3	5	68	110	8	3	.343	.429	5
2020	CHICAGO - NL	.265	50	147	20	39	6	2	6	22	0	2	2	30	37	2	0	.392	.456	0
2021	Iowa	.400	2	5	1	2	0	0	1	1	0	0	0	1	1	0	0	.500	1.000	0
	CHICAGO - NL	.214	104	323	35	69	15	2	8	30	0	0	3	27	68	5	1	.280	.347	0
2022	CHICAGO - NL	.204	48	137	15	28	5	1	1	10	0	0	3	11	32	1	0	.278	.277	0
Major League - 13 years		.257	1579	5527	781	1422	269	39	159	641	6	25	55	644	1101	118	40	.339	.406	33
Minor League - 7 years		.319	251	914	169	292	61	10	30	134	0	15	9	112	147	27	5	.393	.507	13

Career Single-Game Bests

Most Hits: 5, (2x), last, July 18, 2013 vs. NYM
 Most RBI: 4, (12x), last, August 11, 2020 at CLE
 Most Home Runs: 2, (9x), last, August 30, 2020 at CIN
 Most Runs Scored: 4, August 22, 2010

Most Stolen Bases: 3, Sept. 1, 2014 vs. PHI
 Most Walks: 4, May 23, 2019 vs. PHI
 Longest Hitting Streak: 12 games, June 3 - 12, 2012
 Grand Slams: 3, last, June 6, 2018 vs. PHI (Morgan)

Career Fielding Record

Position	PCT	G	PO	A	E	TC	DP
Center Field	.989	204	356	6	4	366	1
Right Field	.989	1437	2635	67	29	2731	20

Career Transactions

- June 7, 2007: Drafted by the Atlanta Braves in the 1st round (14th pick) of the 2007 amateur draft. Player signed August 12, 2007.
- November 17, 2014: Traded by the Atlanta Braves with Jordan Walden to the St. Louis Cardinals for Tyrell Jenkins and Shelby Miller.
- December 15, 2015: Signed as a Free Agent with the Chicago Cubs.
- December 7, 2022: Signed as a Free Agent with the Los Angeles Dodgers.

Injured List

- June 27 - July 15, 2010 (bone bruise left thumb)
- May 22 - June 15, 2011 (sore right shoulder)
- April 23 - May 17, 2013 (appendectomy)
- August 22 - Sept. 20, 2013 (fractured jaw)
- May 8 - 18, 2017 (concussion)
- August 31 - Sept. 16, 2018 (right hamstring tightness)
- August 6 - 15, 2021 (left index inflammation)
- Sept. 12 - 21, 2021 (concussion)
- June 30 - August 23, 2022 (right knee inflammation)



Bryan HUDSON

LHP | 93

@budson11_

Bats: Left **Throws:** Left**Height:** 6-8 **Weight:** 220**Opening Day Age:** 25**Born:** May 8, 1997 in Godfrey, IL**Resides:** Godfrey, IL**Acquired:** Signed with the Los Angeles Dodgers as minor league free agent on December 13, 2022

Career Highlights

- * The Godfrey, Illinois native enters his first season in the Dodgers organization after signing as a free agent on Dec. 13, 2022
- * Owns a 32-27 record with a 4.37 ERA (222 ER/ 457.0 IP) and a 1.42 WHIP in 150 career games (69 starts) in seven minor league seasons in the Chicago Cubs organization
- * Transitioned to a relief role in 2021 after spending his first five years of professional ball as a starter
- * First professional win came in his second outing of the 2016 season and sixth professional start on June 24 after firing 5.0 scoreless frames with four strikeouts, allowing just one hit and walking two
- * Selected by the Chicago Cubs in the third round of the 2015 First-Year Player draft by scout Stan Zkelinksi

Year-By-Year

2022

- Began the season with Double-A Tennessee, coming out of the pen for a 3-1 record in eight appearances for a 2.08 ERA (3 ER/13.0 IP)...struck out 18 batters and held hitters to a .222 average
- Promoted a month later on May 10 to Triple-A Iowa, where he posted a 1-2 record over 31 relief outings...struck out 58 players, walked 22, and posted a 4.11 ERA (21 ER/46.0 IP)
- Earned two wins at home with Double-A Tennessee (April 8 and April 12), striking out eight batters and issuing just one walk in 4.1 innings of work
- Struck out four batters five different times: April 8, April 12, May 25, July 16, and Sept. 22, recording a 2-0 record in those five outings...produced a strikeout in 35 of his 39 outings
- Fired 1.0 innings in 34 of 39 appearances, pitching 2.2 innings two times: April 15, Sept. 22

2021

- Was 6-3 record over 31 games with Double-A Tennessee as he transitioned to a reliever role for the first time in his professional career...produced a 3.13 ERA (19 ER/54.2 IP) with 51 strikeouts against 22 walks
- Was promoted to Triple-A Iowa on Sept. 17, pitching in four relief appearances and going 0-1...struck out four batters and walked eight in 4.0 innings of work
- Earned three wins in August over six outings, striking out 12 while walking three in 11.0 innings of work...was his best month during the year and limited hitters to a .256 average
- Did not allow a run from Sept. 2 – 16 over four outings, striking out five batters and walking just two in 6.0 innings of work
- Recorded at least one strikeout in 32 of his 35 outings between the two levels, striking out four batters on June 17 and July 9

2020

- Did not play because minor league season was cancelled

2019

- Spent majority of his time with Advanced-A Myrtle Beach in a limited starting role after starting his season on the Injured List
- Posted a 1-2 record with 24 strikeouts and just eight walks in 29.1 innings of work over seven starts with Advanced-A Myrtle Beach...produced a 5.22 ERA (17 ER/29.1 IP) and gave up a career-low of nine doubles
- Pitched in four rehab games with the Arizona League Cubs, earning a 1-0 record in two starts for a 2.45 ERA (2 ER/7.1 IP) with eight strikeouts

2018

- Pitched the entire season with Advanced-A Myrtle Beach, notching four quality starts over 23 starts for a 6-11 record...produced a 4.70 ERA (59 ER/113.0 IP) with 78 strikeouts against 58 walks (career-high)
- Gave up a career-high 72 runs on 102 hits...allowed four home runs, matching his 2016 mark
- Was extremely victorious on the road, earning five of his six wins away from Myrtle Beach, posting a 4.58 ERA (29 ER/57.0 IP) with 43 strikeouts against 28 walks
- Pitched 5.0+ innings in 17 of 23 outings

2017

- Promoted to Full-A South Bend, starting 24 games for a 9-3 record...posted a 3.91 ERA (54 ER/124.1 IP) with 81 strikeouts and 52 walks...gave up ten home runs in 124.1 innings
- His 124.1 innings pitched, 81 strikeouts, 24 games started, and nine wins established career-bests...also registered six quality starts
- Induced 19 instances where batters grounded into double plays, also a career-high...caught five bases runners

2016

- Spent the entire season with Single-A Eugene, posting a 5-4 record in 13 starts with a 5.06 ERA (33 ER/58.2 IP) with 41 strikeouts and 42 walks...kept hitters limited to a .262 average and produced a 1.65 WHIP
- First professional win came his second outing of the season on June 24 after firing 5.0 scoreless frames with four strikeouts, allowed just one hit and walked two

2015

- Pitched in five games after being drafted by the Cubs, boasting a 2.70 ERA (2 ER/6.2 IP) with five strikeouts and two issued walks...did not factor in any decisions

Personal

Bryan Michael Hudson...born May 8, 1997 in Godfrey, IL...graduated Alton High School in Alton, Illinois...set school records for career wins (25) and strikeouts (324)...finished 10-2 with a 0.50 ERA and 150 strikeouts in his senior season...named Belleville News-Democrat's Large-School Player of the Year his senior year...had committed to University of Missouri prior to signing with the Cubs...drafted by scout Stan Zkilinski

Career Pitching Record

Year	Team	W-L	ERA	G	GS	CG	SHO	SV	IP	H	R	ER	HR	HB	BB	SO	WP	BK	AVG
2015	AZL Cubs	0-0	2.70	5	0	0	0	0	6.2	6	4	2	0	1	2	5	2	1	.222
2016	Eugene	5-4	5.06	13	13	0	0	0	58.2	56	37	33	4	3	41	41	4	0	.262
2017	South Bend	9-3	3.91	24	24	0	0	0	124.1	128	65	54	10	9	52	81	9	0	.272
2018	Myrtle Beach	6-11	4.70	23	23	0	0	0	113.0	102	72	59	4	12	58	78	14	2	.241
2019	AZL Cubs	1-0	2.45	4	2	0	0	0	7.1	6	2	2	0	0	8	0	0	.200	
	Myrtle Beach	1-2	5.22	7	7	0	0	0	29.1	34	17	17	5	0	8	24	2	0	.288
2021	Tennessee	6-3	3.13	31	0	0	0	0	54.2	38	25	19	2	4	22	51	6	0	.200
	Iowa	0-1	27.00	4	0	0	0	0	4.0	9	13	12	3	1	8	4	0	0	.429
2022	Tennessee	3-1	2.08	8	0	0	0	3	13.0	10	4	3	1	0	5	18	0	0	.222
	Iowa	1-2	4.11	31	0	0	0	1	46.0	40	24	21	4	3	22	58	2	0	.231
Minor League - 7 years		32-27	4.37	150	69	0	0	4	457.0	429	263	222	33	33	218	368	39	3	.250

Career Transactions

- June 9, 2015: Drafted by the Chicago Cubs in the 3rd round of the 2015 First Year Player Draft out of Alton HS (IL)
- December 13, 2022: Signed with the Los Angeles Dodgers as minor league free agent.

Injured List

- No Injuries at the Major League level



Jahmai JONES

IF | 74

@jamjones7

Bats: Right **Throws:** Right

Height: 6-0 **Weight:** 200

Opening Day Age: 25

Born: August 4, 1987 in Roswell, GA

Resides: Atlanta, GA

Acquired: Signed as a free agent by the Dodgers on July 23, 2022

ML Service: 0.056

ML Debut: August 31, 2020



Career Highlights

- * Georgia native enters his ninth professional season and first full season in the Dodgers' organization
- * Owns a career Major League slashline of .176/.228/.216 over 29 games and a career Minor League slashline of .256/.338/.391 over 584 games
- * Made his Major League debut on August 31, 2020 as a pinch runner vs. Seattle
- * Collected his first big league hit on Sept. 26, 2020 at LAD, an RBI-single off Tony Gonsolin
- * Smashed his first professional home run on June 25, 2015 off Francisco Carrillo
- * Named MiLB Organization All Star in 2016 and 2017 with Los Angeles Angels...also named Pioneer League Mid-Season All-Star in 2016, California League Mid-Season All-Star in 2018, Southern League Player of the Week July 28, 2019, and AFL Rising Star and All-Prospect Team in 2018
- * Drafted by the Los Angeles Angels in the second round of the 2015 draft

Year-By-Year

2022

- Played 27 games for Triple-A Norfolk before being released June 3...signed by the Los Angeles Dodgers July 23
- With Triple-A Norfolk, slashed .212/.339/.343 with five doubles, one triple, two home runs and seven RBI...placed on the injured list May 13
- Assigned to Rookie-league ACL Dodgers...did not appear in a game

Had three separate three-game hit streaks (April 5-7, April 12-14, May 4-7)...went 3-for-5 on April 7 with a home run and two RBI vs. Charlotte, went 3-for-4 on May 7 with three total bases...slashed .211/.348/.368 in April with four doubles, a triple, two home runs and six RBI in 21 games

2021

- Traded to Baltimore on February 2...assigned to Triple-A Norfolk (70 G)
- With Triple-A Norfolk, slashed .243/.337/.431 with nine doubles, three triples, 11 home runs, and 37 RBI
- Went on a rehab assignment to Advanced-A Aberdeen, in three games went .500 (4-for-8) with one home run, two RBI, and seven total bases
- In two stints with Baltimore (26 G), hit .149 (10-for-67) with three triples and three RBI
- Played in 23 games at second base for Baltimore (19 starts)...committing three errors in 88 total chances across 156.0 innings for a .966 fielding percentage

Stole his first Major League base on Sept. 10 vs. TOR; has 109 career minor league steals...owned a .768 OPS in 70 games with Triple-A Norfolk; had 23 extra-base hits and 35 walks...went 3-for-5 with two triples and a home run on May 5 with Triple-A Norfolk

2020

- Spent a majority of the year at the Angels Alternate Training Site...recalled to the Angels Aug. 31, appearing in three games over two stints
- Made his Major League debut on August 31 as a pinch runner vs. Seattle
- Hit 3-for-7 (.429) with one RBI and three total bases
- Collected his first big league hit on Sept. 26 at LAD, an RBI-single off Tony Gonsolin
- Started two games at second base

2019

- Spent the entirety of the season with Double-A Mobile (130 G)

- Led Mobile in runs scored (66), tied for first in triples (3), and finished second on the club in hits (113), doubles (22), RBI (50), stolen bases (9), and walks (50)
- Slashed .234/.308/.324 with 22 doubles, three triples, five home runs, and 50 RBI...had 156 total bases and 30 extra base hits
- Played a majority of his games at second base (110 G), garnering a .962 fielding percentage by committing 19 errors in 501 total chances...also spent time in left field (4 G, 3 GS) and center field (7 G, 6 GS)
- Named Southern League Player of the Week on July 28

Had his best month in August, slashing .313/.412/.469 in 26 games...hit .227 off of righties as opposed to .252 off lefties... following the season, played for the Mesa Solar Sox in the Arizona Fall League, slashing .302/.377/.509

2018

- Began the season with Advanced-A Inland Empire (75 G) before finishing the season with Double-A Mobile (48 G)
- With Advanced-A Inland Empire, slashed .235/.338/.383 with 114 total bases and 23 extra base hits
- With Double-A Mobile, smashed .245 (45-for-184) with 10 doubles, four triples, two home runs, and 20 RBI
- Spent a combined 115 games at second base for a .946 fielding percentage...committing 26 errors over 482 total chances
- Named a California League Mid-Season All-Star...following the season played for the Mesa Solar Sox in the Arizona Fall League where he was named to the Arizona Fall League All-Prospect Team as well as the Arizona Fall League Rising Stars Game... amassed an eight game hit-streak from July 29-Aug.6 with Double-A Mobile, roping .371 (13-for-35)...had his best month in August, slashing .258/.340/.416 with seven doubles, two triples, and a home run

2017

- Made stops at Single-A Burlington (86 G) and Advanced-A Inland Empire (41 G)
- With Single-A Burlington, hit .272 (94-for-346) with 18 doubles, four triples, nine home runs and 30 RBI
- With Advanced-A Inland Empire, slashed .302/.368/.488 with 84 total bases and 19 extra base hits
- Played a combined 102 games at center for a .977 fielding percentage, committing five errors in 217 total chances... also played at left field
- Named the Angels Minor League Player of the Year, as well as the Angels Minor League Player of the Month in both May and July

2016

- Spent a majority of the season with Rookie-level Orem (48 G) before being promoted to Single-A Burlington (16 G) August 17
- With Rookie-level Orem, slashed .321/.404/.459 with 90 total bases and 18 extra base hits
- With Single-A Burlington, notched a .242 batting average (15-for-62) with a double, a home run, and 10 RBI
- Played a combined 49 games in center field for a .970 fielding percentage, committing three error over 100 total chances... also played at left field and right field
- Named a MiLB.com Organizational All-Star and PIO Mi-Season All-Star with Rookie-level Orem

2015

- Started his professional career with the AZL Angels, hitting .244 (39-for-160) with eight extra-base hits and 16 stolen bases in 40 games
- Smashed his first professional home run on June 25 off Francisco Carrillo
- Made 36 starts in center field (38 G) and two starts in right field...garnered a .963 fielding percentage at center field, committing three errors out of 82 total chances

Personal

Jahmai Fitzgerald Jones...born August 4, 1997 in Roswell, Georgia...drafted by the Los Angeles Angels in the second round of the 2015 draft

Career Batting Record

Year	Team	AVG	G	AB	R	H	2B	3B	HR	RBI	SH	SF	HBP	BB	SO	SB	CS	OBP	SLG	E
2015	AZL Angels	.244	40	160	28	39	6	2	2	20	1	1	4	17	33	16	7	.330	.344	3
2016	Orem	.321	48	196	49	63	12	3	3	20	1	1	7	21	29	19	6	.404	.459	3
	Burlington	.242	16	62	8	15	1	0	1	10	2	1	0	5	13	1	0	.294	.306	1
2017	Burlington	.272	86	346	54	94	18	4	9	30	5	1	3	32	63	18	7	.338	.425	3
	Inland Empire	.302	41	172	32	52	11	3	5	17	1	0	5	13	43	9	6	.368	.488	3
2018	Inland Empire	.235	75	298	47	70	10	5	8	35	0	1	4	43	63	13	3	.338	.383	13
	Mobile	.245	48	184	33	45	10	4	2	20	0	2	2	24	51	11	1	.335	.375	13
2019	Mobile	.234	130	482	66	113	22	3	5	50	1	7	4	50	109	9	11	.308	.324	19
2020	LOS ANGELES	.429	3	7	2	3	0	0	0	1	0	0	0	0	2	0	0	.429	.429	0
2021	Aberdeen	.500	3	8	2	4	0	0	1	2	0	0	1	0	1	0	0	.556	.875	0
	Norfolk	.243	70	255	34	62	9	3	11	37	0	2	2	35	68	11	3	.337	.431	8
2022	BALTIMORE	.149	26	67	5	10	3	0	0	3	0	0	1	4	26	1	0	.208	.194	3
	Norfolk	.212	27	99	15	21	5	1	2	7	0	0	5	14	23	2	1	.339	.343	1
Minor League - 7 years		.256	584	2262	368	578	104	28	49	248	11	16	37	254	496	109	45	.338	.391	69
Major League - 2 years		.176	29	74	7	13	3	0	0	4	0	0	1	4	28	1	0	.228	.216	3

Career Single-Game Bests

Most Hits: 2, (2x), last, September 4, 2021 at NYY
 Most RBI: 2, September 5, 2021 at NYY
 Most Home Runs: ---
 Most Runs Scored: 2, September 26, 2020 vs. LAA

Most Stolen Bases: 1, September 10, 2021 vs. TOR
 Most Walks: 1, (4x), last, September 26, 2021 vs. TEX
 Longest Hitting Streak: 2 games, (4x), last, September 9-10, 2021
 Grand Slams: ---

Career Fielding Record

Position	PCT	G	PO	A	E	TC	DP
Second Base	.967	25	40	49	3	92	11

Career Transactions

- June 8, 2015: Drafted by the Los Angeles Angels of Anaheim in the 2nd round of the 2015 amateur draft. Player signed June 16, 2015.
- February 2, 2021: Traded by the Los Angeles Angels to the Baltimore Orioles for Alex Cobb and cash.
- July 23, 2022: Signed as a Free Agent with the Los Angeles Dodgers.

Injured List

- Has not been on the injured list in the Major Leagues



James JONES

LHP | 66

@jamesjones_99

Bats: Left **Throws:** Left

Height: 6-3 **Weight:** 205

Opening Day Age: 34

Born: September 24, 1988 in Brooklyn, NY

Resides: Brooklyn, NY

Acquired: Signed by the Dodgers on December 10, 2022

ML Service: 0.170

ML Debut: April 18, 2014



Career Highlights

- * 35-year-old enters his first big league camp in Dodger Blue after signing with the club as a free agent on Dec. 10, 2022...was part of the Mariners organization (2009-2015) and Rangers organization (2016-2022) prior to becoming a Dodger
- * In the Majors, the New York native owns a .238/.268/.564 career slashline with ten doubles, five triples, 14 RBI, and 28 stolen bases in 136 games as an outfielder...he has not pitched at the Major League level yet as a converted position player.
- * Possesses a 9-4 overall minor league record in 118 games (four starts) with a 4.48 ERA (71 ER/142.2 IP), totaling 159 strikeouts against 78 walks with a 1.46 WHIP
- * Owns a .277/.357/.424 slash line as a position player with 125 doubles, 53 triples, 47 home runs, and 309 RBI in nine minor league seasons...transitioned to a pitching role in 2016
- * Was selected for the Texas League All-Star Game in 2019, pitching a scoreless 7th inning for a victorious South Squad on June 25 in Tulsa
- * Made an in-season conversion to the mound in 2016, his first season in the Texas organization...made his professional debut as a pitcher on Aug. 4 at AZL Angels (1.0 IP, 1 K)...was sidelined on Aug. 10 with a left elbow impingement...underwent Tommy John surgery on Aug. 24
- * Made his Major League debut on April 18, 2014 at Miami, entering as a defensive replacement in right field and singling in his only at-bat
- * Stole 27 bases in 2014 in his first Major League season with Seattle, the second-highest total by a Mariners rookie in club history behind Ichiro (56 in 2001)...ranked T9th overall in AL in steals
- * Smacked an inside-the-park home run on June 22, 2013 with Double-A Jackson against Mobile en rout to a two-homer outing, going 3-for-4 with four RBI...was the first inside-the-park home run by a Generals player since Jake Shaffer (5/6/2011 vs. Birmingham)
- * Drafted in the 4th round of the 2009 First-Year Player Draft by the Seattle Mariners

Year-By-Year

2022

- Spent time with Double-A Frisco, Triple-A Round Rock, and Rookie-level ACL Rangers throughout the season
- Began on the injured list with Double-A Frisco to start the season, making rehab appearances with Rookie-level ACL Rangers...going 3-0 in four games (one start) over 5.0 scoreless innings, striking out 12 and walking just one
- Activated on July 26 with Double-A Frisco and was later promoted to Triple-A Round Rock on Aug. 3 where he finished out the season...pitched in two games for Double-A Frisco, going 1-0 in 2.1 scoreless frames with five strikeouts
- With Triple-A Round Rock, pitching in 16 games for a 5.93 ERA (9 ER/13.2 IP) with 19 strikeouts and 13 walks...limited hitters to a .180 average and produced a 1.61 WHIP
- Played for Tigres del Licey after the Minor League season finished...signed with the Dodgers as a free agent on December 10

2021

- Pitched in 21 games for Triple-A Round Rock, producing a 5.14 ERA (12 ER/21.0 IP) with 36 strikeouts...was sidelined most of the year with a left lat strain
- Signed a one-year contract for 2022 on Nov. 7 with the club

2020

- Entered spring training with Texas as a non-roster invitee and was re-assigned to minor league camp prior to the camp shutdown in March...suffered a torn patella tendon in his right knee in a non-baseball related injury at his home, undergoing surgery on April 1

2019

- Combined to go 2-1 with 2 saves, setting career bests with a 2.67 ERA and 1.156 WHIP figure over 45 appearances with Double-Frisco and Triple-A Nashville
- Was selected for the Texas League All-Star Game, pitching a scoreless 7th inning for victorious South squad on 6/25 in Tulsa
- Opponents slashed just .196/.307/.316/.622, including a .163 BA (15-92) by left-handed batters...in his final 31 games, produced a 1.40 ERA (7 ER/45.0 IP), .502 opp. OPS...averaged 10.0 SO/9 for the year
- Spent bulk of year with Double-A Frisco before transferring to Triple-A Nashville on Aug. 16...ranked 2nd on Frisco staff with 40 G...pitched in 25 G for Lacey in the Dominican Winter League in Oct./Nov./Dec., posting a 1.50 ERA (2 ER/12.0 IP) with 12 SO.

2018

- In first full season on the mound, combined to go 1-1 with a 7.34 ERA (25 ER/30.2 IP) over 23 G (2 GS) with Rookie-level AZL Rangers, Single-A Down East, Double-A Frisco, and Triple-A Round Rock
- Opened the season with Single-A Down East, was promoted to Frisco on May 15, and was on DL from 6/17-7/20...promoted to Round Rock upon activation for remainder of the season
- With Triple-A Round Rock, pitched 7.0 innings over five games, striking out two and walking five...allowed eight earned runs on 11 hits

2017

- Returned to play in August after recuperating from Tommy John surgery the season before...tossed 3.1 innings over four games with the AZL Rangers

2016

- Acquired by Texas from Seattle on November 16, 2015, along with RHP Tom Wilhelmson and OF Patrick Kivlehan, in exchange for RHP Anthony Bass and OF Leonys Martin
- Made an in-season conversion to the mound in his 1st season in the Texas organization...was a non-roster invite to Spring Training as an outfielder and batted .232 (64-276) over 76 G with Round Rock
- Was transferred to the AZL Rangers on 7/12 and made his pro debut on the mound 8/4 at AZL Angels (1.0 IP, 1 K)...promoted to Hickory on 8/9
- Spent the remainder of the season on the disabled list recovering from a left elbow impingement...underwent Tommy John surgery on 8/24

2015

- Began the season with Triple-A Tacoma, making multiple trips to and from the big leagues throughout the year...signed with the Texas Rangers on Dec. 19 as a free agent
- With Triple-A Tacoma, hit .272 (72-for-265) with a HR, 12 2B, 7 3B, and 28 RBI over 72 games...missed over two months due to disabled lists stints
- Was 25-for-29 (86.2%) in steal attempts...finished among PCL leaders in triples (T6th) and steals (T10th)
- Batted .103 (3-29) in 28 games spanning three stints with Seattle: 6/15-24, 7/4-5, and 9/8-end of season...opened year 0-for-13 across 1st 2 stints before a 3rd-inning double in start on 9/11 vs. COL...was 0-for-10 over his final 14 G, a span in which he made just one start...made 6 total starts, all in CF, seeing action in 20 total games in CF and 6 G in RF
- Was on Rainiers DL 4/17-5/1 (concussion) and 7/11-8/28 (right big toe fracture)...had 3-G rehab stint with AZL Mariners, 8/24-28 (.750, 6-8)...season-high 14-G hit streak to begin the year spanning 1st DL stint (.298, 17-57)...played primarily CF, also saw action in RF...hit .328 (20-61) in June, and had .322 (19-59) avg. w/ RISP...compiled a .341/.397/.462/.859 (45-132) slash line with 9 2B, 2 3B, a HR, and 7 SB over 34 games for Aragua in the Venezuelan Winter League after the season.

2014

- Appeared in 108 overall games, making 72 starts (CF-69, RF-2, LF-1), hitting .250 (78-for-312) with 46 runs, 9 doubles, 5 triples, 9 RBI & 27 steals...had four stints with the Mariners (April 16-19, May 5-Aug. 1, Aug. 11-17 & Aug. 29-end of season)
- Stole 27 bases, the second-highest total by a Mariners rookie in club history behind Ichiro (56 in 2001)...ranked T9th overall in AL in steals
- Hit .295 (59x200) with 33 runs, 6 doubles, 4 triples, 8 RBI & 17 steals in his first 56 games (April 18-July 1); hit .170 (19x112) with 13 runs, three doubles, one triple, one RBI and 10 steals in his final 52 games

- Stole 27 bases and ranked 2nd amongst rookies (Billy Hamilton - 56) in the Majors and his 96.4% success rate was the best...his 96.4% stolen base success rate is the 2nd-best by a rookie since 1970 (Quintin Berry, 21-for-21 in 2012 with DET)...was 27-for-28 (96.4%) stealing bases, leading the Majors in stolen base percentage...among Mariners with at least 20 SB in a season, SB% goes into the record books as the best in club history just ahead of Ichiro in 2006 (45-for-47, 95.7%)... Amongst American League rookies (min. 250 PA), ranks 1st in stolen bases (27), 11th in average (.250), 7th in runs (46) and 9th in hits (78)

- Set a club record with hits in his first 15 Major League starts... Set career-highs with four hits and three stolen bases on June 30 at Houston; just the second time in club history a player has had 4+ hits and 3+ stolen bases in the same game; his 3 steals in that game tied a single-game club record for rookies

Had a season/career-high 14-game hitting streak May 9-24, hitting .288 (15-for-52) with 10 runs, 4 doubles, 2 triples and 1 RBI; the streak was also the longest by a Mariners player in 2014... Had 10 steals in a 14-game span June 16-30 including three multi-steal games (including two 3-steal games)... Made his Major League debut on April 18 at Miami, entering as a defensive replacement in right field and singling in his only at-bat... Triple-A Tacoma: Hit .282 (44-for-156) with 24 runs, 6 doubles, 3 triples, 2 home runs, 15 RBI and 7 steals in 37 games.

2013

- Spent the majority of the season with Jackson, but also appeared in four games with Tacoma (8/30-9/2)...led the Southern League with 10 triples, one short of the Jackson franchise record

- Hit 2 home runs on June 22 vs. Mobile (3-for-4, 2 R, 2 HR, 4 RBI), including an inside-the-park home run; first inside-the-park home run by a Generals player since Jake Shaffer (5/6/2011 vs. Birmingham)

- Hit .358 (38-for-106) with 11 extra-base hits and 41 RBI with runners in scoring position.

- Played in the Southern League midseason All-Star Game and was on the disabled list with a left triceps strain, Aug. 2-26.

2012

- Spent season with High Desert...combined to bat .351 (68-for-194) with 49 runs scored, 15 doubles, 4 triples, 7 home runs and 36 RBI in 49 games in June and July, including batting .359 (37-for-103) in 24 games in July

- Garnered a season-high 14-game hitting streak, July 4-19 (.379/25-for-66, 18 R, 5 2B, 3 3B, 2 HR, 16 RBI)...hit .421 (8x19) with 7 runs scored, 2 doubles, 1 triple and 4 RBI in 4 of the Mavericks' playoffs games

2011

- Appeared in 83 games with High Desert...recorded two hitting streaks of 9-or-more games, including a 9-game hitting streak from May 2-15 (.389/14-for-36, 5 R, 4 2B, 3B, 4 RBI) and season-high 11-game hitting streak from June 28-July 9 (.349/15-for-43, 8 R, 4 2B, 3B, HR, 5 RBI)

- Hit .359 (28-for-78) with 17 runs scored, 6 doubles, 1 triple, 2 home runs and 9 RBI in 20 games in July...finished the season on the disabled list after fracturing nose on July 23...played for Adelaide in the Australian Baseball League.

2010

- Appeared in 132 games with Clinton...ranked T-3rd among all Mariners farmhands with 24 stolen bases...led the LumberKings in triples (10), walks (62) and outfield assists (11), while finishing 2nd in stolen bases (24) and doubles (24), 3rd in runs scored (87) and T-4th in home runs (12)

- Hit .321 (87-for-271) with 51 runs scored, 15 doubles, 6 triples, 6 home runs and 40 RBI after the All-Star break after hitting just .205 (45-for-220) in the first half...named the Midwest League Offensive Player of the Postseason after hitting .356 (16-for-45) with a league-best 3 home runs and 9 stolen bases, 2 doubles, 9 runs scored and 6 RBI in the playoffs

- Participated in Mariners Instructional League in Peoria

2009

- Began his professional career with Everett, appearing in games at first base, right field and DH

- Recorded 15 multi-hit games, including a season-high four hits on Sept. 4 at Vancouver (4-for-5, R, 2B, 2 RBI)

- Participated in the Mariners 2009 Instructional League and named Leader of the Camp by staff

Personal

James Steven Jones...married Jasmine Carter on 1/16/16 and the couple has a son, Nehemiah (2)...graduated from High School of Telecommunications (Brooklyn, NY) in 2006...attended Long Island University, 2007-09...ranked 65th in Baseball America's list of all draft prospects in 2009, including 30th among college players... earned first team All Northeast Conference, 2007-09...pitched and also played at both 1st base and in the outfield...selected by Seattle in the 4th round of the 2009 June draft...signed by SEA scout David May.

Career Pitching Record

Year	Team	W-L	ERA	G	GS	CG	SHO	SV	IP	H	R	ER	HR	HB	BB	SO	WP	BK	AVG
2016	AZL Rangers	0-0	0.00	2	0	0	0	0	2.0	2	0	0	0	0	0	3	0	0	.222
	Hickory	0-0	54.00	1	0	0	0	0	0.2	4	4	4	0	0	1	0	2	0	.800
2017	AZL Rangers	0-0	5.40	4	1	0	0	0	3.1	3	4	2	0	1	4	3	1	0	.273
2018	AZL Rangers	0-0	2.25	2	2	0	0	0	4.0	3	1	1	0	0	1	3	0	0	.200
	Delmarva	1-1	5.93	10	0	0	0	0	13.2	20	14	9	0	2	9	10	1	0	.345
	Frisco	0-0	10.50	6	0	0	0	0	6.0	10	8	7	2	1	3	7	1	0	.357
	Round Rock	0-0	10.29	5	0	0	0	0	7.0	11	8	8	2	1	5	2	3	0	.379
2019	Frisco	1-1	2.56	40	0	0	0	2	56.1	38	22	16	6	6	29	64	5	0	.191
	Nashville	1-0	3.52	5	0	0	0	0	7.2	6	3	3	0	1	1	7	1	0	.231
2021	Round Rock	2-2	5.14	21	0	0	0	0	21.0	21	13	12	4	1	10	24	1	1	.269
	AZL Rangers	3-0	0.00	4	0	0	0	0	5.0	3	0	0	0	1	0	12	0	0	.167
2022	Frisco	1-0	0.00	2	0	0	0	0	2.1	0	0	0	0	0	2	5	0	0	.000
	Round Rock	0-0	5.93	16	0	0	0	1	21.0	12	12	9	0	4	15	36	3	0	.162
Minor League- 6 years		9-4	4.48	118	4	0	0	3	142.2	130	89	71	14	17	78	159	18	1	.244

Career Transactions

- June 9, 2009: Drafted by the Seattle Mariners in the 4th round of the 2009 amateur draft. Player signed July 14, 2009.
- November 16, 2015: Traded by the Seattle Mariners with a player to be named later and Tom Wilhelmson to the Texas Rangers for Anthony Bass and Leonys Martin. The Seattle Mariners sent Patrick Kivlehan (December 2, 2015) to the Texas Rangers to complete the trade.
- December 10, 2015: Signed as a Free Agent with the Texas Rangers.
- January 9, 2020: Signed as a Free Agent with the Texas Rangers.
- December 10, 2022: Signed as a Free Agent with the Los Angeles Dodgers.

Injured List

- No Injuries at the Major League level



Landon
KNACK

RHP | 96

@lknackers

Bats: Left **Throws:** Right

Height: 6-2 **Weight:** 220

Opening Day Age: 25

Born: July 15, 1997 in Johnson City, Tennessee

Resides: Johnson City, TN

Acquired: Drafted in the 2nd round of the 2020 First-Year Player Draft by the Los Angeles Dodgers out of East Tennessee State University



Career Highlights

- * The Tennessee native enters his third full season in the Dodger organization and first Spring Training after spending last season with Double-A Tulsa
- * Owns a career Minor League record of 9-11 (33 G, 28 GS) with a 4.11 ERA (58 ER/127.0 IP)...struck out 162 batters while keeping them to a .238 batting average and a 1.17 WHIP
- * Recorded his first professional win on June 21, 2021 with Advanced-A Great Lakes against the Dayton Dragons in his second professional game, tossing three innings and striking out five
- * Named AFL Rising Star in 2021 for Glendale Desert Dogs
- * Awarded Midwest League Pitcher of the Month for July 2021 with Great Lakes...posting a 3-0 record (5 G, 4 GS) and a 1.54 ERA (4 ER/ 23.1 IP) and holding batters to only 14 hits and punching out 37 batters
- * Drafted in the 2nd round of the 2020 First-Year Player Draft by the Los Angeles Dodgers out of East Tennessee State University

Year-By-Year

2022

- Spent the entirety of the season with Double-A Tulsa, going 2-10 in 17 games, compiling a 5.01 ERA (36 ER/64.2 IP)... held righties to a .263 batting average and lefties to .247
- Garnered a career-high 10 strikeouts on June 26 vs. Midland, tossing 6.0 innings while not factoring in the decision... allowed two earned runs on nine hits
- Punched out three or more batters in 15 of his 17 outings...pitched 5.0+ innings in five games, firing 6.0 innings on two occasions: May 27 and June 26
- Recorded three scoreless outings, May 20 at Amarillo, Aug. 27 at Arkansas, and Sept. 2 at Northwest Arkansas

2021

- Split the season between Advanced-A Great Lakes (10 G, 5 GS) and Double-A Tulsa (6 GS)
- With Advanced-A Great Lakes, earned a 5-0 record and a 2.50 ERA (11 ER/39.2 IP), striking out 55 and walking only three
- With Double-A Tulsa, compiled a 2-1 record with a 4.37 ERA (11 ER/ 22.2 IP), holding batters to a .221 batting average
- Recorded his first professional win on June 21, 2021 with Advanced-A Great Lakes against the Dayton Dragons in his second professional game, tossing three innings and striking out five
- Named AFL Rising Star in 2021 for Glendale Desert Dogs
- Awarded Midwest League Pitcher of the Month for July 2021...posting a 3-0 record (5 G, 4 GS) and a 1.54 ERA (4 ER/ 23.1 IP) and holding batters to only 14 hits and punching out 37 batters

2020

- Spent time at Dodgers Alternate Training Site

Personal

Landon Dakota Knack...born in Johnson City, TN on July 15, 1997...played two years of college baseball at Walters State Community College and two years at East Tennessee State University...at ETSU finished 9-4 in his first year and 4-0 in the shortened 2020 season...presently ETSU's all-time career ERA leader with 2.60...set ETSU record with 16 strikeouts in one game on March 7, 2020 vs. Wagner...drafted in the 2nd round of the 2020 First-Year Player Draft by the Los Angeles Dodgers out of East Tennessee State University

Career Pitching Record

Year	Team	W-L	ERA	G	GS	CG	SHO	SV	IP	H	R	ER	HR	HB	BB	SO	WP	BK	AVG
2021	Great Lakes	5-0	2.50	10	5	0	0	0	39.2	31	11	11	2	4	5	55	3	0	.215
	Tulsa	2-1	4.37	6	6	0	0	0	22.2	19	11	11	6	2	3	27	1	0	.221
2022	Tulsa	2-10	5.01	17	17	0	0	0	64.2	64	40	36	8	2	27	80	1	0	.257
Minor League - 2 years		9-11	4.11	33	28	0	0	0	127.0	114	62	58	16	8	35	162	5	0	.238

Career Transactions

- June 29, 2020: Drafted by the Los Angeles Dodgers in the second round of the 2020 First Year Player Draft out of East Tennessee State University.

Injured List

- No Injuries at the Major League level



Adam
KOLAREK

LHP | 56

@AJK55

Bats: Left **Throws:** Left
Height: 6-3 **Weight:** 215
Opening Day Age: 34
Born: January 14, 1989 in Baltimore, MD
Resides: Odenton, MD
Acquired: Signed as a free agent on December 13, 2022
ML Service: 3.042
MLB Debut: June 29, 2017



Career Highlights

- * Southpaw returns to the Dodgers after spending the last two years in the A's organization...was a member of the team's 2020 World Championship roster
- * In six big league seasons with Tampa Bay (2017-2019), Los Angeles (2019-20) and Oakland (2021-22), owns an 11-4 record with four saves and a 3.77 ERA (60 ER/143.1 IP) while posting a 1.28 WHIP
- * Signed as a free agent with the Dodgers on Dec. 13, 2022...previously acquired by the Dodgers on July 31, 2019 for outfielder Niko Hulsizer
- * Made his Dodger debut on August 4, 2019 against San Diego, registering an out as he forced Josh Naylor to ground out in the top of the 3rd inning
- * Has held left-handed batters to a career .190 average (49-for-258), striking out 49 batters against only eight walks
- * Made his Major League debut on June 29, 2017 against the Pirates as a member of the Tampa Bay Rays, tossing 1.1 scoreless innings of relief while allowing only one hit and striking out a batter
- * Recorded his first career win on July 18, 2017 against Oakland after striking out Yonder Alonso to end the bottom of the 8th inning
- * On August 16, 2018, he earned his first career save against the Yankees after tossing a clean inning of relief with two strikeouts
- * Selected by the Mets in the 11th round of the 2012 First-Year Player Draft out of the University of Maryland

Year-By-Year

2022

- Split his season between the A's and Triple-A Las Vegas, pitching in 15 games and 37 games, respectively
 - With the A's, pitched to a 0-1 record with 4.58 ERA (9 ER/17.2 IP) with nine strikeouts against eight walks... allowed just one home run in 79 batters faced
 - With Triple-A Las Vegas, held a 2-3 mark across 37 appearances for a 6.10 ERA (28 ER/41.1 IP) with 39 strikeouts...his 37 outings matched his 2021 minor league total
 - Secured his two wins with Triple-A Las Vegas on Sept. 9 at SAC and Sept. 22 vs. RNO, firing 4.0 combined scoreless frames, striking out five without issuing a walk...gave up just three hits in both appearances
 - Was an extended relief pitcher for majority of the season with Oakland and Las Vegas, tossing 1.0+ innings in 19 of 52 outings
- Posted two saves with Triple-A Las Vegas, both against Triple-A Sacramento: June 4 vs. SAC and Aug. 17 at SAC...struck out 2+ batters in 12 outings, including four hitters on Sept. 22 vs. RNO, where he qualified for the win...did not allow a hit with bases loaded in two separate games with Oakland, striking out one...did not give up a hit with a 3-0 count against hitters in the Majors on four separate occurrences...held Major League hitters to a .211 average (4-for-19) when ahead in the count

2021

- Named to the A's Opening Day roster and had an 8.00 ERA and .341 opponents batting average in 12 games over two early-season stints before spending the balance of the season with Triple-A Las Vegas
- With Triple-A Las Vegas, was 1-0 with a 6.75 ERA and .300 opponents average in 37 relief appearances...

walked 20 batters in 38.2 innings

- His opponents batting average broke down to .211 (4-for-19) with a .654 OPS against left-handed hitters compared to .440 (11-for-25) with a 1.157 OPS against right-handers

- With Triple-A Las Vegas, allowed a .222 (18-for-81) average and a .573 OPS against lefties, to .380 (30-for-79) with a 1.126 OPS and all five of his home runs against righties

Allowed 12 runs on 12 hits and five walks while striking out just one batter in 7.0 innings over his first eight games with Triple-A Las Vegas through June 14 (15.43 ERA, .400 average)...capped that stretch by yielding five runs and retiring just one batter in a 21-16 loss to Reno on June 14...the runs matched his most as a minor leaguer and were his most since Sept. 1, 2014 with Binghamton at Richmond...allowed five runs over his next six games from June 17-July 2 but only one was earned for a 1.69 ERA...tossed a season-high 2.0 scoreless innings and struck out three on Aug. 1 vs. Tacoma...it was his first of three three-strikeout games (Aug. 27 and Sept. 24, both at Oklahoma City)...retired the first batter faced in each of his final 11 games beginning Aug. 19...matched his season high with 2.0 scoreless innings Aug. 27 at Oklahoma City...finished August with a 2.92 ERA in nine appearances...it was his only month with an ERA under 6.23

2020

- Went 3-0 with a 0.95 ERA in 20 relief appearances over three stints with the World Champion Los Angeles Dodgers...his ERA was second lowest among relievers in the West divisions to the A's Jake Diekman (0.42)

- Held the opposition to a .164 batting average and issued just four walks for a .208 on-base percentage...his opponents batting average broke down to .077 (3-for-39) against left-handed hitters compared to .286 (8-for-28) against right-handers

- Did not allow a run in 11 games (12.0 innings) at home, seven interleague appearances (6.0 IP) and three outings (2.2 IP) during the day

- Brought back up for good on Aug. 17 after two options to the Alternate Site...posted a .32 ERA over his final 15 appearances

- Made four Postseason appearances, allowing five runs on nine hits and three walks in 3.1 innings (13.50 ERA)...had one outing in the NLDS against San Diego (Game 3), two in the NLCS against Atlanta (Games 2 and 3) and his lone scoreless outing in Game 4 of the World Series against Tampa Bay (0.2 IP, 1 BB, 1 K)...was on the roster for the NLWCS but did not pitch

- Named to the Opening Day roster and was the winning pitcher in the Dodgers 8-1 victory over San Francisco that day

Was tied for fifth among NL West relievers in wins...yielded just two extra bases (one double, one home run) for a .224 slugging percentage...had a .432 opponents OPS...surrendered his only home run and issued three of his four walks to righties for a .737 OPS...allowed a .190 average with runners in scoring position...the on-base percentage was fifth lowest among relievers in the West...allowed 4-of-14 (28.6%) inherited runners to score...did not allow a run in 18 of his 20 appearances...tossed at least one inning 10 times...had four scoreless outings in July (3.1 IP, 2 H, 0 BB, 3 K) before he was optioned to the Dodgers alternate site on Aug. 5... recalled for his second stint on Aug. 10, tossed a season-high 2.0 scoreless innings the next day against San Diego and was sent back to the alternate camp following the game...did not allow a run in six games (7.1 IP) in August...allowed his first run of the season Sept. 8 at Arizona, snapping his career-high scoreless streak at 14.2 innings dating back to Sept. 12, 2019...was credited with his third win of the season Sept. 16 at San Diego, despite issuing two of his four walks on the season in that game...it extended his career-best winning streak to six games...earned his only save of the season and the fourth of his career in his final regular season appearance on Sept. 26 against Los Angeles (0.2 IP, 1 H)

2019

- Went 6-3 with a save, 17 holds and a 3.27 ERA (20 ER/55.0 IP) in 80 games with the Rays and the Dodgers

- Allowed only one earned run in 11.2 innings with Los Angeles after being acquired from Tampa Bay on July 31

- As a member of the Dodgers, he posted a 2-0 record with a 0.77 ERA while holding batters to a .209 average

Allowed only 19.6% of inherited runners to score (9-of-46), the seventh best percentage among relievers in the Major Leagues...ranked 3rd among big league relievers in ground ball percentage (66.9)...made a career-high 17 appearances from August 4-September 8 in which he did not allow an earned run...posted a 2-0 record with six strikeouts during that time...saw his first career postseason action, tossing 1.0 scoreless inning of relief across three games during the NLDS against Washington... faced Juan Soto in each of his three appearances, striking out the Dominican slugger on two occasions

2018

- Made 31 appearances over two stints with the Rays...was on the active roster from July 6-23 and Aug. 3 through the end of the season

- Pitched to a 1.93 ERA (28-IP, 6-ER) over his last 26 appearances, spanning two stints from July 22 through season's end, after a 12.79 ERA (6.1-IP, 9-ER) in his first five games

- Recorded a 3.38 ERA (18.2-IP, 7-ER) in 16 games at home and a 4.60 ERA (15.2-IP, 8-ER) in 15 appearances on the road

On Aug. 16 at NYY, inherited the bases loaded with no outs in the 9th inning and retired all 3 BF for his first career save...according to Stats LLC, became the first pitcher in club history to enter with no outs in the 9th inning or later and the bases loaded, strand all 3 IR and record the save...he was the first pitcher to do that in the majors since STL Jason Motte on May 9, 2012 at ARI, and the first pitcher to do that for his first career save since NYY Todd Erdos on April 17, 2000 at TEX...on Sept. 1 at CLE, induced a game-ending groundout on his only pitch thrown for the save...it was the sixth time in Rays' franchise history a pitcher threw one pitch and recorded the save, but the first time it happened on the road

2017

- Made 12 appearances over two stints with the Rays: June 28–July 27 and Sept. 1-3
- On June 29 at PIT, made his major league debut after 320 appearances across eight minor league seasons... his first career pitch was a 7th-inning called strike and led to an inning-ending caught stealing at third base

On July 18 at OAK, credited with his first career win, recording the final out of the 8th inning before the Rays took the lead...outrighted off the 40-man roster following the season...re-signed to a minor league contract on Nov. 6...was a non-roster invite to Braves spring training...released on March 24 and signed with the Rays three days later

2016

Split his first season in the Rays organization between Double-A Montgomery and Triple-A Durham, going 3-4 with a 3.13 ERA (60.1-IP, 21-ER)...limited lefties to a .143 avg. (10-for-70)

2015

- Spent the entire season with Double-A Binghamton...tied for 4th in the Eastern League with 51 apps
- Pitched for the Gigantes de Carolina in the Puerto Rican League for a second consecutive year
- Signed a minor league contract with the Orioles on Oct. 23...selected by the Rays in the Triple-A phase of the Rule 5 Draft

2014

In 48 games with Double-A Binghamton, he posted a 1-2 record with a 6.07 ERA (38 ER/56.1 IP) and a 1.74 WHIP

2013

- * Was promoted to Triple-A Las Vegas, allowing five earned runs in 4.0 innings across two games with the 51s

- * Spent the majority of the season with Double-A Binghamton, going 3-3 with a 1.71 ERA in 44 games, limiting opponents to a .204 average while posting a 1.10 WHIP

2012

- * Combined to go 3-3 with a 2.70 ERA (63.1-IP, 19-ER) and 19 saves between Class-A St. Lucie and Binghamton...tied for 2nd among Mets minor leaguers in saves...earned Florida State League midseason and postseason All-Star honors, and his 18 saves in the FSL ranked 5th in the league

- * Named to the Mets Organizational All-Star Team by MiLB.com

- * Pitched to a 2.92 ERA (12.1-IP, 4-ER) in 9 appearances with the Surprise Saguaros in the Arizona Fall League

2011

Was unbeaten (7-0) in 21 apps (1 start) with Class-A Savannah...made 5 apps spanning 7.1 IP with St. Lucie to start the season...combined for a 2.85 ERA (60-IP, 19-ER).

PERSONAL

Adam John Kolarek...resides in Baltimore with his wife, Melani... selected in the 11th round of the 2010 June Draft by the Mets out of the University of Maryland...has played guitar since Middle School...his father, Frank, was a catcher in the Athletics organization from 1976-79, reaching the Triple-A level in his last season.

Career Pitching Record

Year	Team	W-L	ERA	G	GS	CG	SHO	SV	IP	H	R	ER	HR	HB	BB	SO	WP	BK	AVG
2010	Brooklyn	2-1	2.89	17	0	0	0	1	28.0	16	11	9	3	1	14	30	2	0	.168
	Kingsport	0-0	3.86	5	0	0	0	0	9.1	3	4	4	1	1	3	15	0	0	.100
2011	Savannah	7-0	2.22	21	1	0	0	5	52.2	41	16	13	1	6	19	55	2	0	.214
	St. Lucie	0-1	7.36	5	0	0	0	0	7.1	13	6	6	0	0	4	3	0	0	.239
2012	Binghamton	2-0	5.68	6	0	0	0	1	6.1	10	4	4	2	0	4	8	1	0	.385
	St. Lucie	1-3	2.37	44	0	0	0	18	57.0	49	18	15	3	2	25	78	6	0	.234
2013	Binghamton	3-3	1.71	44	0	0	0	1	63.0	47	15	12	3	2	22	63	3	0	.204
	Las Vegas	0-0	11.25	2	0	0	0	0	4.0	5	5	5	0	2	3	1	0	0	.294
2014	Binghamton	1-2	6.07	48	0	0	0	2	56.1	77	45	38	2	6	21	43	2	0	.314
2015	Binghamton	2-4	4.43	51	1	0	0	1	67.0	59	35	33	4	3	28	61	5	0	.232
2016	Montgomery	3-2	3.32	13	0	0	0	0	19.0	14	13	7	0	2	12	17	2	0	.194
	Durham	0-2	3.05	34	0	0	0	2	41.1	28	15	14	1	4	23	46	2	0	.194
2017	TAMPA BAY	1-0	6.48	12	0	0	0	0	8.1	9	6	6	2	4	4	4	1	0	.290
	Durham	3-4	1.65	41	0	0	0	2	43.2	37	9	8	0	3	16	46	3	0	.226
2018	TAMPA BAY	1-0	3.93	31	0	0	0	2	34.1	38	15	15	0	1	5	19	0	0	.285
	Durham	5-1	1.61	31	1	0	0	4	44.2	35	8	8	1	2	12	52	1	0	.216
2019	TAMPA BAY	4-3	3.95	54	0	0	0	1	43.1	39	19	19	6	3	14	36	1	0	.234
	LOS ANGELES	2-0	0.77	26	0	0	0	0	11.2	9	3	1	1	0	2	9	0	0	.209
2020	LOS ANGELES	3-0	0.95	20	0	0	0	1	19.0	11	2	2	1	0	4	13	2	0	.164
2021	Las Vegas	1-0	6.75	37	0	0	0	0	38.2	48	33	29	5	7	20	27	1	0	.300
	OAKLAND	0-0	8.00	12	0	0	0	0	9.0	15	10	8	2	1	5	4	1	0	.341
2022	Las Vegas	2-3	6.10	37	0	0	0	2	41.1	42	29	28	4	5	16	39	4	1	.269
	OAKLAND	0-1	4.58	15	0	0	0	0	17.2	20	9	9	1	3	8	9	0	0	.294
Major League- 6 years		11-4	3.77	170	0	0	0	4	143.1	141	64	60	13	12	42	94	5	0	.255
Dodgers Total- 2 years		5-0	0.88	46	0	0	0	1	30.2	20	5	3	2	0	6	22	2	0	.171
Minor League- 11 years		32-26	3.62	436	3	0	0	39	579.2	524	266	233	30	47	238	576	34	1	.239

Career Single-Game Bests

Low-Hit Complete Game:	---	Most Strikeouts:	3 (3x), last, July 2, 2019 vs. BAL
Most Innings Pitched - Starter:	---	Most Walks:	2 (7x), last, April 22, 2022 vs. TEX
Most Innings Pitched - Reliever:	3.0, June 27, 2019 at MIN	Longest Winning Streak:	6 games, July 30, 2019 - Sept 16, 2020
Most Earned Runs Allowed:	4, July 14, 2018 at MIN	Longest Losing Streak:	2 games, May 8, 2019 - June 30, 2019

Career Fielding Record

Position	PCT	G	PO	A	E	TC	DP
Pitcher	.957	170	16	29	2	47	1

Career Transactions

- October 23, 2015: Signed as a Free Agent with the Baltimore Orioles
- December 10, 2015: Drafted by the Tampa Bay Rays from the Baltimore Orioles in the 2015 rule 5 draft
- March 27, 2017: Signed as a Free Agent with the Tampa Bay Rays
- July 31, 2019: Traded by the Tampa Bay Rays to the Los Angeles Dodgers for Niko Hulsizer (minors)
- February 12, 2021: Traded by the Los Angeles Dodgers with Cody Thomas to the Oakland Athletics for Gus Varland (minors) and Sheldon Neuse.
- December 13, 2022: Signed as a Free Agent with the Los Angeles Dodgers.

Injured List

- No injuries at the Major League level



Devin MANN

IF | 70

@ devinmann164

Bats: Right **Throws:** Right

Height: 6-3 **Weight:** 210

Opening Day Age: 26

Born: February 11, 1997 in Columbus, IN

Resides: Columbus, IN

Acquired: Drafted in the fifth round of the 2018 First-Year Player Draft

ML Service: 0.000



Career Highlights

- * The 26-year old Indiana native finished the 2022 season slashing .264/.380/.464 with a .844 OPS with Double-A Tulsa and Triple-A Oklahoma City
- * Over his four professional seasons in the Dodger organization, owns a .261 average (353-for-1354) with 82 doubles, 51 home runs, and 217 RBI
- * The versatile infielder holds a career .989/.963/.913 fielding percentage at first base, second base, and third base respectively
- * Racked up multiple accolades in 2019 with Single-A Rancho Cucamonga, including California League (CAL) Mid-Season All-Star, CAL Player of the Week (May 19), CAL Post-Season All-Star, MiLB.com CAL Player of the Month (June), and Baseball America High Class-A All-Star
- * Drafted in the 5th round of the 2018 MLB June Amateur Draft out of the University of Louisville

Year-By-Year

2022

- Split his year between Double-A Tulsa and Triple-A Oklahoma City...was promoted on August 2
- With Double-A Tulsa, swung a .267/.384/.469/.853 slashline across 74 games and 243 at-bats for 16 doubles, 11 home runs, 35 RBI...struck out 50 times against 43 walks
- For Triple-A Oklahoma City, slashed .258/.372/.455/.827 over 44 games after his call-up...roped five doubles, three triples (tying career-high), and five home runs
- Flourished on the road with Double-A Tulsa, averaging .304 (34-for-112) with four home runs and 15 RBI...tabbed a .440 OBP, .482 SLG, and .922 OPS
- Played his best game on Sept. 11 with Triple-A Oklahoma City against Tacoma, going 3-for-3 with four runs, a triple, and a home run for four RBI with a walk
- Explored shortstop for the first time in his professional career, tallying a .900 fielding percentage across 38.0 innings with 12 assists, committing just two errors
- Tallied a six-game hit streak with Triple-A Oklahoma City from Aug. 24 – Aug. 30, going 8-for-17 with two doubles and a home run

Had his best month in July, averaging .309 (21-for-68) with seven doubles and three home runs...stole a base on July 8 at Northwest Arkansas, also going 2-for-4 during the game...collected three hits on five separate occasions: May 22 at AMA, May 26 vs. SPR, Aug. 30 at RR, Sept. 11 vs. TAC, and Sept. 17 at ABQ...registered a perfect 1.000 fielding percentage in the outfield this year (12 G in LF, 4 G in RF), collecting 16 total put-outs...tallied a six-game hit streak

2021

- Played the entire season with Double-A Tulsa, posting a .244/.350/.436/.786 slashline across 110 games
- Blasted 14 home runs, including three back-to-back-to-back games with two home runs a game (9/9 at AMA, 9/10 at AMA, 9/11 at AMA)
- Notched a career-high 27 doubles, one triple, 62 RBI, and six stolen bases this season...collected 20 multi-hit games, equaling to 14 doubles and 29 RBI during that span
- Was similar in home and away contests, registering a .241/.366/.351 and .246/.335/.513 slashline respectively
- Committed just five errors over 365 chances, producing a .943 fielding percentage across seven positions

2019

- Spent majority of the season with Advanced-A Rancho Cucamonga while also serving short stints with AZL Dodgers Mota and AZL Dodgers Lasorda
- Posted a .278 average (102-for-367) with 19 doubles, two triples, 19 home runs, and 63 RBI in 367 at-bats...performed especially well in the first half of the season, compiling a .262/.327/.473 slashline en route to becoming a Mid-Season All-Star

Recorded his first multi-home run game on June 23 at Lancaster, going 3-for-4 in the game with 10 total bases... earned all-star accolades as a member of the Advanced-A Rancho Cucamonga squad, becoming a Baseball America High Class-A All-Star, Post-Season All-Star, and MILB.com Cal Player of the Month (June 2019)...appeared in five combined games for AZL Dodgers Mota and AZL Dodgers Lasorda, batting .500 (7-for-14) and only struck out once

2018

- Started the 2018 season with AZL Dodgers, appearing in two games (started one game at 2B) and going 1-for-5 with a walk...was promoted to Single-A Great Lakes on June 20 where he finished out the campaign

Slashed .241/.348/.335 for 13 doubles, one triple, two home runs, and 30 total RBI...also totaled a .683 OPS and seven stolen bases...on July 8 against Dayton, went 4-for-5 with two runs, one double, and one home run for a total of 3 RBI... with the Loons, the infielder appeared at first base (11 G, 9 GS), second base (46 G, 45 GS), and third base (1 G)...committed only 11 errors on 285 total chances

Personal

Devin Jacob Mann...born on February 11, 1997 in Columbus, IN...parents are Bill and Diana Mann...attended University of Louisville...was a member of the 2018 ACC Championship All-Tournament Team, 2018 All-ACC Third Team, and 2016 ACC All-Freshman Team...enjoys playing pool and watching The Office...was drafted in the fifth round of the 2018 MLB June Amateur Draft

Career Batting Record

Year	Team	AVG	G	AB	R	H	2B	3B	HR	RBI	SH	SF	HP	BB	SO	SB	CS	OBP	SLG	E
2018	Great Lakes	.241	63	224	26	54	13	1	2	30	0	2	4	34	50	7	4	.348	.335	11
	GCL Dodgers	.200	2	5	0	1	0	0	0	0	0	0	0	1	3	0	1	.333	.200	0
2019	Rancho Cucamonga	.278	98	367	63	102	19	2	19	63	0	7	5	45	93	5	4	.358	.496	17
	DSL Dodgers 1	.000	1	1	0	0	0	0	0	0	0	0	0	1	0	0	0	.500	.000	0
	DSL Dodgers 2	.538	4	13	2	7	2	0	0	1	0	0	0	1	1	0	1	.571	.692	0
2021	Tulsa	.244	110	369	51	90	27	1	14	62	0	7	15	49	100	6	4	.350	.436	5
2022	Tulsa	.267	74	243	45	65	16	0	11	35	0	3	5	43	50	1	2	.384	.469	11
	Oklahoma City	.258	44	132	25	34	5	3	5	26	0	0	3	21	36	0	0	.372	.455	2
Minor League - 4 years		.261	396	1354	212	353	82	7	51	217	0	19	32	195	333	19	16	.363	.445	46

Career Transactions

- June 8, 2018: Drafted in the fifth round out of the University of Louisville

Injured List

- No injuries at the Major League level



Pat MAZEIKA

C | 58

@pattaymaz10

Bats: Left **Throws:** Right**Height:** 6-3 **Weight:** 220**Opening Day Age:** 29**Born:** October 14, 1993 in Springfield, Massachusetts**Resides:** Springfield, MA**Acquired:** Signed to a minor league contract December 17, 2022**ML Debut:** April 11, 2021**ML Service:** 0.027

Career Highlights

- * The catcher enters his eighth professional season and first as a member of the Dodger organization
- * Owns a Major League career slashline of .190/.236/.279 in 61 games and a career Minor League slashline of .276/.369/.442 in 531 games
- * Garnered a Major League fielding percentage of .991 at catcher, committing three errors out of 342 total chances (46 G, 36 GS) and a Minor League fielding percentage of .992, committing 21 errors out of 2489 total chances (285 G, 276 GS)...has also spent time at both levels at first base
- * Made his Major League debut on April 11, 2021 finishing the day 1-for-3 with one double
- * Notched his first Major League home run on May 16, 2021 off of Diego Castillo
- * Hit his first professional home run on July 2 off of Matthew Tenuta
- * Drafted in 2015 by the New York Mets in the eighth round

Year-by-Year

2022

- Split the season between the New York Mets (24 G) and Triple-A Syracuse (33 G) before being claimed off of waivers by San Francisco August 21...was then optioned to Triple-A Sacramento (13 G)
- With the Mets, slashed .191/.214/.294 with 20 total bases and five extra base hits
- With Triple-A Syracuse, hit .261 (29-for-111) including two doubles, two home runs, and 12 RBI
- With Triple-A Sacramento, slashed .235/.291/.392 with five stolen bases
- Spent a majority of his time both in Minors and Majors behind the plate for a .994 fielding percentage with the Mets (22 G, 18 GS) and a combined .990 in the Minors (12 G)

Notched a seven-game hit streak May 6-15, going 8-for-24 (.333)...had his best month in May with Triple-A Syracuse, slashing .290/.421/.323...hit .287 off of righties compared to .197 off lefties

2021

- Split the season between Triple-A Syracuse (44 G) and the New York Mets (37 G)
- Made his Major League debut on April 11, finishing the day 1-for-3 with one double
- With New York, slugged a .190 batting average (15-for-79) with three doubles, one home run, and six RBI
- With Triple-A Syracuse, slashed .280/.356/.471 with 74 total bases and 16 extra base hits
- Notched his first Major League home run on May 16 off Diego Castillo
- Split the season with Triple-A Syracuse between catcher (22 G) and first base (14 G, 11 GS), with the Mets he started 18 games at catcher and one at first base

Became the first player with two walk-off RBI in his first four career games since RBI became official in 1920...excelled off of right-handed pitchers, hitting .315 as opposed to .196 off of lefties...had two five-game hit streaks July 7-13 and July 14-20 and an eight-game hit streak Aug. 10-20

2020

- Had his contract selected for the first time in his career on Aug. 25...did not appear in a game
- Spent the majority of the year at the team's Alternate Training Site

2019

- Played the entirety of the season with Double-A Binghamton (116 G)
- Led Binghamton (AA) in doubles (25), home runs (16), RBI (69), and total bases (176)...was tied for second in RBI and sixth in home runs in the Eastern League

- Garnered a slashline of .245/.312/.426 with 25 doubles, one triple, 16 home runs and 69 RBI
- Split his time in the field between catcher (55 G, 52 GS) and first base (53 G, 49 GS), earning a .985 and .990 fielding percentage respectively...also started eight games as designated hitter
- Had a 15-game hitting streak from April 27-May 16 going 21-for-59 (.356) ...played in 13 games for the Scottsdale Scorpions of the Arizona Fall League...earned Post-Season and Mid-Season Eastern League All-Star honors

2018

- Played the entirety of the season with Double-A Binghamton (87 G)
- Notched a .231 batting average (68-for-295) with 12 doubles, nine home runs and 39 RBI
- Spent a majority of the season at catcher (75 G, 72 GS) for a .994 fielding percentage, committing four errors over 665 total chances... also appeared at first base (2 G, 1 GS)

Was named an Eastern League mid-season All-Star...hit .264 with runners in scoring position...had his best month in August, slashing .315/.403/.500 including a double, three home runs, and six RBI in 17 games

2017

- Spent a majority of the season with Advanced-A St. Lucie (100 G) before being promoted to Double-A Binghamton (6 G) August 14
- With Advanced-A St. Lucie, slashed .287/.389/.406 with 21 doubles, seven home runs and 50 RBI
- With Double-A Binghamton, hit a .333 batting average (7-for-21) with five doubles and five RBI
- Played a majority of the season at catcher, playing a combined 78 games (77 starts) for a .993 fielding percentage, committing only five errors across 686 total chances and tossing out 45-of-141 (31.9%) attempted base stealers...also started 12 games at first for Advanced-A St. Lucie
- Named to the mid-season and post-season Florida State League All-Star teams... Batted .314 (54-172) over the first two months of the season with St. Lucie...Batted .363 (33-91) with 42 RBI with runners in scoring position while playing for St. Lucie...Recorded 26 multi-hit games (19 two-hit games and seven three-hit games) with St. Lucie...Had a 13-game hitting streak from April 26-May 9 where he batted .479 (23-48)

2016

- Spent the entirety of the season with Single-A Columbia (70 G)
- Garnered a .305 batting average (73-for-239) with 14 doubles, three home runs, 35 RBI and 17 extra base hits
- Started 45 games at catcher, earning a .990 fielding percentage...committing four errors over 393 total chances... also started 24 games as designated hitter
- Tabbed two six-game hitting streaks from August 17-22 and August 24-30...hit even-keeled off of righties and lefties, going .305 (61-for-200) and .308(12-for-39) respectively...had his best month in August, slashing .322/.454/.379 with five doubles and 11 RBI

2015

- Played 62 games for the Rookie-league Kingsport Mets, slashing .354/.451/.540 with 27 doubles, five home runs, and 48 RBU
- Led the Appalachian League in doubles (27) and on-base percentage (.451)...was second in the circuit in batting average (.354), RBI (48) and hits (80)...was tied for second in extra-base hits (32), third in slugging percentage (.540) and fourth in total bases (122)
- Hit his first professional home run on July 2 off of Matthew Tenuta
- Named to the Appalachian League's post-season All-Star team

Personal

Patrick Alan Mazeika...born October 14, 1993 in Springfield, Massachusetts...married to his wife Jordann, who works as a nurse in the NICU...together, they have a child, Brady...drafted in 2015 by the New York Mets in the eighth round

Career Batting Record

Year	Team	AVG	G	AB	R	H	2B	3B	HR	RBI	SH	SF	HP	BB	SO	SB	CS	OBP	SLG	E
2015	Kingsport	.354	62	226	44	80	27	0	5	48	0	1	17	24	26	1	0	.451	.540	1
2016	Columbia	.305	70	239	34	73	14	0	3	35	1	5	10	38	39	2	0	.414	.402	4
2017	St. Lucie	.287	100	352	45	101	21	0	7	50	0	2	12	48	53	2	2	.389	.406	5
	Binghampton	.333	6	21	3	7	5	0	0	5	0	0	0	2	6	0	0	.391	.571	0
2018	Binghampton	.231	87	295	32	68	12	0	9	39	0	2	5	39	35	0	0	.328	.363	4
2019	Binghampton	.245	116	413	50	101	25	1	16	69	0	6	6	37	89	1	0	.312	.426	11
2021	Syracuse	.280	44	157	22	44	9	0	7	33	0	3	3	17	19	0	0	.356	.471	4
	NEW YORK - NL	.190	37	79	6	15	3	0	1	6	0	1	3	4	18	0	0	.253	.266	2
2022	Syracuse	.261	33	111	10	29	2	0	2	12	0	0	7	15	18	0	0	.383	.333	2
	Sacramento	.235	13	51	9	12	2	0	2	6	0	0	1	3	5	0	0	.291	.392	1
	NEW YORK - NL	.191	24	68	4	13	4	0	1	6	2	0	2	9	0	0	0	.214	.294	1
Major League - 2 years		.190	61	147	10	28	7	0	2	12	2	1	3	6	27	0	0	.236	.279	3
Minor League- 7 years		.276	531	1865	249	515	117	1	51	297	1	19	61	223	290	6	2	.369	.422	32

Career Single-Game Bests

Most Hits: 2, (3x), last, July 31, 2022 at MIA

Most RBI: 2, (2x), last, July 14, 2022 at CHC

Most Home Runs: 1, (2x), last, May 14, 2022 vs. SEA

Most Runs Scored: 1, (10x), last, July 14, 2022 at CHC

Most Stolen Bases: ---

Most Walks: 1, (6x), last, June 4, 2022 at LAD

Longest Hitting Streak: 4 games, August 17 - 20, 2021

Grand Slams: ---

Career Fielding Record

Position	PCT	G	PO	A	E	TC	DP
Catcher	.991	46	324	15	3	342	2
First Base	1.000	3	7	1	0	8	0

Career Transactions

- June 9, 2015: Drafted by the New York Mets in the 8th round of the 2015 amateur draft. Player signed June 12, 2015.
- August 21, 2022: Selected off waivers by the San Francisco Giants from the New York Mets.
- December 13, 2022: Signed as a Free Agent with the Los Angeles Dodgers.

Injured List

- No injuries at the Major League level



Bobby
MILLER

RHP | 95

@bobby_miller_15

Bats: Right **Throws:** Right
Height: 6-5 **Weight:** 220
Opening Day Age: 23
Born: April 5, 1999 in Elk Grove Village, IL
Resides: Elk Grove Village, IL
Acquired: Drafted in the first round (29th overall) of the 2020 First-Year Player Draft



Career Highlights

- * 23-year-old enters his third professional season in the Dodgers organization after playing with Double-A Tulsa and Triple-A Oklahoma City last year
- * Owns a 9-9 Minor League record with 3.63 ERA (68 ER/168.2 IP) across 41 games (37 starts) with 215 strikeouts against 50 walks...has a 1.10 WHIP and has limited the opposition to a .212 average
- * Was selected to the 2022 All-Star Futures Game with Double-A Tulsa where he started the game, punching out three of the five batters he faced... gave up one hit and one walk in one inning pitched
- * Earned his first professional win on July 4, 2021 at Fort Wayne, pitching in relief for 4.2 innings while giving up just one earned run on three hits and a walk, striking out five
- * Recorded his first professional strikeout on May 4, 2021 against Dayton, sitting down Michael Siani on three straight strikes
- * Pitched with the Glendale Desert Dogs in the AFL and was named a Rising Star in 2021
- * Made four starts for the University of Louisville in 2020, going 2-0 with a 2.31 ERA (6 ER/23.1IP) with 34 strikeouts against nine walks. He tallied three quality starts in four chances, striking out a career-high 12 batters over 6.2 innings on February 22 against Valparaiso University
- * In 2018, the McHenry, IL native earned Freshman All-America honors and was selected All-ACC Third Team and All-ACC Freshman Team after going 6-1 with a 2.97 ERA (22 ER/66.2 IP) and 55 strikeouts over 17 games (nine starts). In three seasons with Louisville, he recorded a 15-2 record with a 3.28 ERA (62 ER/170 IP) with 175 strikeouts in 41 appearances (25 games).
- * Selected 29th overall in the 2020 First-Year Player Draft out of the University of Louisville

Year-by-Year

2022

- Spent a majority of the season with Double-A Tulsa (20 G, 19 GS) before being called up to Triple-A Oklahoma City on August 16 (4 GS), garnering a combined 7-7 record and a 4.25 ERA (53 ER/112.1IP) in 24 games
- With Double-A Tulsa, notched a 6-6 record with a 4.45 ERA (45 ER/91.1IP) in 20 games (19 starts), including 117 strikeouts and a 1.20 WHIP
- Was selected to the 2022 All-Star Futures Game with Double-A Tulsa where he started the game, punching out three of the five batters he faced... gave up one hit and one walk in one inning pitched
- With Triple-A Oklahoma City, registered a 1-1 record with a 3.38 ERA (8 ER/21.1IP) in four starts... fanned 28 strikeouts and held batters to a .218 average
- Started in the Dodgers' final exhibition Spring Training game vs. the Angels and pitched 3.0 innings, only giving up one hit, two walks and striking out two
- Relinquished five hits or less in 15 of his 20 appearances and never gave up more than three walks per game
- Was even against righties and lefties, limiting them to .234 and .209 average respectively
- Struck out a career-high 14 batters in six innings vs. Round Rock on September 1 with Triple-A Oklahoma City, including eight strikeouts in a row... struck out nine with Double-A Tulsa on July 10, only giving up one hit, one walk, and two runs in five innings...in July with Double-A Tulsa, went 2-1 in four starts with a 2.75 ERA (6 ER/19.2 IP) while limiting batters to a .178 batting average...recorded a season WHIP of 1.18

2021

- Southpaw saw action in his first professional season across two levels, Single-A Great Lakes and Double-A Tulsa
- With Single-A Great Lakes, he posted a 2-2 record over 14 games (11 starts) with a 1.91 ERA (10 ER/47.0 IP) paired with 56 strikeouts...held hitters to a .178 average

- Started three games with Double-A Tulsa, going 0-0 with a 4.82 ERA (5 ER/9.1 IP) and 14 strikeouts against just two walks
- Earned his first win on July 4, 2021 at Fort Wayne, pitching in relief for 4.2 innings while giving up just one earned run on three hits and a walk, striking out five
- Recorded his first professional strikeout on May 4, 2021 against Dayton, sitting down Michael Siani on three straight strikes
- Struck out eight hitters in his start on Sept. 19 against Midland, pitching 3.2 innings of one-run ball while not factoring in the decision
- Was strong against both left-handed and right-handed hitters, limiting them to a .139 and .211 average respectively
- Spent the fall with the Glendale Desert Dogs as part of the Arizona Fall League, going 0-1 over five games (three starts) with a 9.90 ERA (11 ER/10.0 IP)...was named an AFL Rising Star

Had a strikeout in each of his 17 appearances during the regular season...held a perfect 1.000 fielding percentage, not committing an error over 47.0 innings...earned both wins on the road during night games...had his best month of the season in July, registering a 2-1 record across four games (two starts) with a 1.62 ERA (3 ER/16.2 IP) and 19 strikeouts...was dominant against hitters when ahead in the count, limiting the opposition to a .198 average with 33 strikeouts...struck out ten hitters and walked seven in his five games with Glendale...spent time on the injured list from Aug. 5 – Sept. 2

Personal

Robert Anthony Miller... parents Robert and Tracy Miller... has three siblings...attended McHenry High School West Campus where he was a four-year letter winner and was selected in 38th round of 2017 MLB Draft by the Baltimore Orioles before electing to attend the University of Louisville... finished his senior season with a 0.80 ERA with 96 strikeouts in 52 innings and was a Rawlings-Perfect Game Honorable Mention All-American.

Career Pitching Record																			
Year	Team	W-L	ERA	G	GS	CG	SHO	SV	IP	H	R	ER	HR	HB	BB	SO	WP	BK	AVG
2021	Great Lakes	2-2	1.91	14	11	0	0	0	47.0	30	16	10	1	7	11	56	1	0	.178
	Tulsa	0-0	4.82	3	3	0	0	0	9.1	10	5	5	1	1	2	14	3	0	.256
2022	Tulsa	6-6	4.45	20	19	0	0	0	91.0	78	49	45	8	3	31	117	5	1	.223
	Oklahoma City	1-1	3.38	4	4	1	0	0	21.1	17	10	8	4	1	6	28	0	0	.218
Minor League - 2 years		9-9	3.63	41	37	1	0	0	168.2	135	80	68	14	12	50	215	9	1	.212

Career Transactions

- June 10, 2020: Drafted in the first round with the 29th overall selection in the 2020 First-Year Player Draft

Injured List

- No Injuries at the Major League Level



Nick NASTRINI

RHP | 92

@nicknastrini

Bats: Right **Throws:** Right

Height: 6-3 **Weight:** 215

Opening Day Age: 23

Born: February 18, 2000 in San Jose, CA

Resides: Los Angeles, CA

Acquired: Drafted in the 4th round of the 2021 Draft by the Los Angeles Dodgers



Career Highlights

- * 23-year-old California native enters his first big league camp after producing a 6-4 record with 3.93 ERA (54 ER/130.2 IP) in 34 minor league games over two seasons...has struck out 201 batters and walked 62
- * Earned Midwest League Pitcher of the Week for August 14, 2022 with Advanced-A Great Lakes, after pitching 6.2 solid innings of one-run ball, striking out nine
- * Fired a career-high 10 strikeouts on June 28 vs. Dayton with Advanced-A Great Lakes, taking the win after 5.0 innings of one-run ball
- * Set career-highs in multiple categories in 2022: wins (6), games started (27), innings pitched (116.2), and strikeouts (169)
- * Selected in the fourth round with the 131st round of the 2021 Draft out of UCLA

Year-By-Year

2022

- Started the season with Advanced-A Great Lakes and was promoted to Double-A Tulsa on August 16
- With Advanced-A Great Lakes, posted a 5-3 record with a 3.86 ERA (37 ER/86/1 IP) and 127 strikeouts against 39 walks in 21 starts...limited hitters to a .192 average...with Double-A Tulsa, recorded a 1-1 mark in six starts with a 4.15 ERA (14 ER/30.1 IP) and 42 strikeouts...walked 16 batters and kept hitters to a .140 average...set career-highs in multiple categories in his short career: wins (6), games started (27), innings pitched (116.2), and strikeouts (169)...earned Midwest League Pitcher of the Week for August 14, 2022 with Advanced-A Great Lakes, after pitching 6.2 solid innings of one-run ball, striking out nine...fired a career-high 10 strikeouts on June 28 vs. Dayton with Advanced-A Great Lakes, taking away the win after 5.0 innings of one-run ball

2021

- Entered his first professional season after being drafted by the Los Angeles Dodgers on July 23 in the First Year Player Draft out of UCLA...pitched in a combined seven games with Rookie-level Dodgers and Single-A Rancho Cucamonga, recording a 1.93 ERA (3 ER/14.0 IP) with 32 strikeouts and just seven issued walks...started all seven contests but did not factor in any decisions...struck out a season-high nine batters on Sept. 17 vs. Visalia over 3.2 innings, allowing just one earned run on two hits...did not issue a walk in his longest outing of the season

PERSONAL

Nicholas Nastrini...born on February 18, 2000 in San Jose, CA...was the 131st overall pick in the fourth round of 2021 Draft from UCLA...was a three year starter for the Bruins...was majoring in sociology...attended Cathedral Catholic High School...was ranked as the no. 27 prospect in the 2018 Perfect Game USA

Career Pitching Record

Year	Team	W-L	ERA	G	GS	CG	SHO	SV	IP	H	R	ER	HR	HB	BB	SO	WP	BK	AVG
2021	AZL Dodgers	0-0	0.00	1	1	0	0	0	1.0	1	0	0	0	0	0	2	0	0	.333
	Rancho Cucamonga	0-0	2.08	6	6	0	0	0	13.0	6	6	3	2	2	7	30	2	0	.130
2022	Great Lakes	5-3	3.86	21	21	0	0	0	86.1	61	38	37	12	5	39	127	4	1	.192
	Tulsa	1-1	4.15	6	6	0	0	0	30.1	14	14	14	5	1	16	42	6	0	.140
Minor League- 2 years		6-4	3.72	34	34	0	0	0	130.2	82	58	54	19	8	62	201	12	1	.176

Transactions

- July 23, 2021: Drafted by the Los Angeles in the 4th round of the 2021 amateur draft out of UCLA.

Injured List

- No injuries at the Major League level



Jake REED

RHP | 44

@jakereed72

Bats: Right **Throws:** Right**Height:** 6-2 **Weight:** 190**Opening Day Age:** 30**Born:** September 29, 1992 in Tucson, AZ**Resides:** San Diego, CA**Acquired:** Claimed off of waivers from Red Sox on November 22, 2022**ML Service:** 0:140**ML Debut:** July 6, 2021

Career Highlights

- * Right-handed pitcher looks to his third year in the Major Leagues and third stint with the Los Angeles Dodgers
- * Owns a career Major League record of 2-1 with a 5.74 ERA (17 ER/26.2 IP) in 28 games (one game start...has held batters to a career .255 batting average with 23 career strikeouts and 10 walks
- * Made his Major League debut on July 6, 2021 with the Dodgers at Miami allowing one run on three hits in 0.2 innings of relief
- * Picked up his first win of his career May 17, 2022 with the Mets vs. the Cardinals throwing 2.0 scoreless innings of relief with two strikeouts
- * Recorded his first Major League save on August 30, 2022 with the Dodgers vs. the Mets, giving up one hit in one inning
- * Originally selected by the Minnesota Twins in the fifth round of the 2014 Draft and spent six years with the club until November 2, 2020 when he elected free agency

Year-By-Year

2022

- Split the season between the New York Mets (5 G), Los Angeles Dodgers (5 G), and the Baltimore Orioles (8 G) at the Major League level
- Garnered a season record of 2-0 with one save and a 7.02 ERA (13 ER/16.2 IP), striking out 13, walking eight, and holding batters to a .258 batting average
- Got his first win of the season with the Mets on May 17 vs. St. Louis, giving up just two walks and punching out two in two innings
- Recorded his first Major League save on Aug. 30 with the Dodgers vs. the Mets, giving up one hit in one inning
- Across 20 Minor League matchups with Triple-A Syracuse, Single-A St. Lucie, and Triple-A Oklahoma City, went 2-0 with a 3.09 ERA (8 ER/23.1 IP) with 26 strikeouts
- Claimed off waivers by the Dodgers from the Red Sox on November 18th

Gave up no runs in 12 out of 18 appearances...held batters to a .211 batting average at home and .321 on the road...after the All-Star Break, went 1-0 and one save with a 4.35 ERA (5 ER/10.1IP) in 13 games, striking out seven and walking two

2021

- Made his Major League debut with Los Angeles-NL on July 6 at Miami
- Was designated for assignment two weeks later before being claimed by Tampa Bay and was then claimed off waivers by the Mets a week later
- Hurlled 3.0 scoreless innings in his Mets debut against his former club, the Dodgers, on August 15 at Citi Field.

2020

- Was a non-roster invitee to Twins Spring Training
- Did not get selected to Minnesota's Player Pool for regular season
- Elected free agency, Nov. 2.

2019

- Reassigned to minor league camp March 20th and began the season with Triple-A Rochester

- Spent second full season with the Red Wings and fourth straight season pitching in any amount of games for the Wings
- Was the opening pitcher in final appearance September 2 vs. Syracuse, allowing two runs on four hits in 2.0 innings pitched
- Struck out three-plus batters in 16 of 45 appearances, including six strikeouts in 3.0 innings pitched April 20 at Lehigh Valley
- Held right-handed batters to a .229 average and left-handed batters hit .327
- Led the staff in games (45) and ranked third in strikeouts (92) and innings pitched (75.0)
- Set career-highs in strikeouts and strikeouts-per-9.0 innings pitched (11.0)
- Won the 2019 Killebrew Award, given annually to a player from each of the Twins affiliates for outstanding community service.

2018

- Was an invite to Twins spring training, his third career spring with the Twins
- Reassigned to minor league camp March 18 and reported to Triple-A Rochester where he spent the entire season
- Pitched in just two games for the Red Wings before being placed on 7-day disabled list on April 17 with right shoulder impingement; reinstated May 10
- 14 of his final 19 appearances for the Wings were scoreless, posting a 1.16 ERA (4 ER/31.0 IP) with 14 walks, 36 strikeouts and a .120 opponent batting average (beginning June 22)
- Held left-handed batters to a .192 batting average and right-handed batters to a .213 batting average
- Led the Red Wings with a 1.89 ERA (minimum 40.0 IP)
- Ranked sixth on the Wings in appearances (30).

2017

- Was an invite to Twins spring training, his second career spring training with the Twins
- Reassigned to minor league camp March 21
- Began season on 7-day disabled list with a right lat strain; reinstated June 1...pitched in five games for Double-A Chattanooga before being promoted to Triple-A Rochester June 19
- Went 1-0, 1.80 ERA (4 ER/20.0 IP) with two saves and a .229 opponent batting average in final 14 appearances from July 20 though end of season. A Held opponents scoreless in 17 of 22 games overall for Red Wings
- Held left-handed hitters to a .186 average at Rochester, compared to right-handers hitting .250.

2016

- Spent first season in Twins spring training as non-roster invite
- Reassigned to minor league camp March 14; began season with Double-A Chattanooga
- Was promoted to Triple-A Rochester August 13
- Struck out multiple batters in 23 of 50 games between both levels
- Posted a 2.00 ERA (6 ER/27.0 IP) with six walks and 26 strikeouts in final 22 games for the Lookouts and Red Wings from July 3-end of season
- Combined to go 4-4, 3.57 ERA (28 ER/70.2 IP) with 24 walks and 72 strikeouts in 50 games between Chattanooga and Rochester
- Held right-handed hitters to a .217 (33-for-152) batting average and left-handers to a .252 (26-for-103) average
- Ranked third among Twins minor league relievers in strikeouts (72)
- Was named 28th best prospect in Twins system by Baseball America entering 2017.

2015

- Went 4-4, 6.32 ERA (33 ER/47.0 IP) with 21 walks and 39 strikeouts in 35 games for the Lookouts
- Ranked second on Lookouts in games
- Transferred to Single-A Ft. Myers August 8
- Combined to go 5-4, 5.01 ERA (33 ER/59.1 IP) with two saves, 22 walks and 46 strikeouts in 44 games between both levels
- Pitched for Scottsdale in the Arizona Fall League, going 1-0, 0.00 (10.2 IP) with three saves, four walks and 10 strikeouts in 10 games
- Ranked tied for second in the AFL in games and tied for third in saves
- Named 20th best prospect in Twins system by Baseball America, entering 2016.

2014

- Made four appearances and transferred to Single-A Cedar Rapids July 7
- Named Twins minor league Player of the Week August 22 after going 1-0, 0.00 (4.0 IP) with two saves, no hits, no walks and six strikeouts in three appearances
- Played for Salt River in the Arizona Fall League going 1-0, 0.71 ERA (1 ER/12.2 IP) with one save, 10 strikeouts and three walks in 10 appearances

- Named an AFL Rising Star following the season
- Was named the 19th best prospect in the Twins system by Baseball America entering 2015.

Personal

Jacob Hubert Reed...played at The University of Oregon...was selected by the Minnesota Twins in the fifth round of the 2014 Draft... While playing in Rochester, New York while in Minnesota's minor league system, was honored as the Harmon Killebrew Award winner for his outstanding community service in back-to-back years...Has volunteered with Rochester Regional Hospital, Meals on Wheels and several baseball camps and clinics...Reed on his desire to make an impact in the community: "It's not about baseball. It really isn't. It's about loving and serving the people that you come into contact with, and the great thing about baseball is it gives us players plenty of opportunity to do so..." Is married to Janie who was a first-team All-American outfielder on the Oregon softball team...she holds the Ducks' career records for hits (309), runs (204), doubles (42) and stolen bases (102)...she won a silver medal at the 2020 Summer Olympics in Tokyo (held in 2021).

Career Pitching Record

Year	Team	W-L	ERA	G	GS	CG	SHO	SV	IP	H	R	ER	HR	HB	BB	SO	WP	BK	AVG
2014	Elizabethton	0-0	0.00	4	0	0	0	3	6.0	1	0	0	0	0	0	8	0	0	.053
	Cedar Rapids	3-0	0.36	16	0	0	0	5	25.0	10	2	1	0	1	3	21	0	0	.116
2015	Fort Myers	1-0	0.00	9	0	0	0	1	12.1	8	2	0	0	0	1	7	0	0	.193
	Chattanooga	4-4	6.32	35	0	0	0	1	47.0	55	43	33	3	6	21	39	3	0	.289
2016	Chattanooga	3-3	3.90	41	0	0	0	3	60.0	51	29	26	2	6	22	64	4	0	.235
	Rochester	1-1	1.69	9	0	0	0	0	10.2	8	2	2	0	1	2	8	1	0	.211
2017	Chattanooga	1-0	2.45	5	0	0	0	1	7.1	4	2	0	0	1	6	8	1	0	.154
	Rochester	1-0	2.05	22	0	0	0	5	30.2	24	7	7	1	2	11	25	4	0	.224
2018	Rochester	0-3	1.89	30	1	0	0	2	47.2	34	13	10	1	2	21	50	6	0	.204
2019	Rochester	5-3	5.76	45	1	0	0	0	75.0	75	49	48	7	6	35	92	7	1	.268
2021	Salt Lake	0-0	8.44	8	0	0	0	1	10.2	13	10	10	1	1	6	17	1	0	.302
	Oklahoma City	0-0	2.61	9	0	0	0	0	10.1	12	3	3	1	1	1	11	1	0	.300
	Durham	0-0	0.00	1	0	0	0	0	1.1	1	0	0	0	0	0	0	0	0	.250
	Syracuse	0-1	4.50	8	0	0	0	0	8.0	7	5	4	1	1	2	8	1	0	.233
	LOS ANGELES	0-0	3.38	6	1	0	0	0	5.1	5	3	2	1	0	2	5	0	0	.238
	NEW YORK	0-1	3.86	4	0	0	0	0	4.2	5	3	2	0	0	0	5	0	0	.263
2022	St. Lucie	0-0	0.00	2	1	0	0	0	2.0	1	0	0	0	1	0	4	0	0	.167
	Syracuse	0-0	5.73	8	0	0	0	0	11.0	11	8	7	1	3	5	11	0	0	.244
	Oklahoma City	2-0	0.87	10	0	0	0	0	10.1	8	1	1	0	1	3	11	0	1	.211
	NEW YORK	1-0	11.37	5	0	0	0	0	6.1	4	8	8	2	1	6	6	0	0	.174
	LOS ANGELES	0-0	1.93	5	0	0	0	1	4.2	6	1	1	0	0	1	2	0	0	.316
	BALTIMORE	1-0	6.35	8	0	0	0	0	5.2	7	6	4	0	2	1	5	0	1	.292
Major League - 2 years		2-1	5.74	28	1	0	0	1	26.2	27	21	17	3	3	10	23	0	1	.255
Dodger Totals - 2 years		0-0	2.70	11	1	0	0	1	10.0	11	4	3	1	0	3	7	0	0	.276
Minor League - 8 years		21-15	3.69	262	3	0	0	22	375.1	323	176	154	18	33	139	394	29	2	.235

Career Single-Game Bests

Low-Hit Complete Game:	---	Most Strikeouts:	3, August 15, 2021 at NYM
Most Innings Pitched Starter:	1.0, July 7, 2021 at MIA	Most Walks:	2, (3x), last, June 15, 2022 vs. MIL
Most Innings Pitched Reliever:	3.0, August 15, 2021 at NYM	Longest Winning Streak:	2 games, May 7, 2022 - current
Most Earned Runs Allowed:	5, June 15, 2022 vs. MIL	Longest Losing Streak:	1 game, Sept. 14, 2021

Career Fielding Record

Position	PCT	G	PO	A	E	TC	DP
Pitcher	.750	28	0	3	1	4	0

Career Transactions

- June 8, 2011: Drafted by the Chicago White Sox in the 40th round of the 2011 amateur draft, but did not sign.
- June 6, 2014: Drafted by the Minnesota Twins in the 5th round of the 2014 amateur draft. Player signed June 18, 2014.
- November 17, 2020: Signed as a Free Agent with the Los Angeles Angels.
- June 4, 2021: Signed as a Free Agent with the Los Angeles Dodgers.
- July 25, 2021: Selected off waivers by the Tampa Bay Rays from the Los Angeles Dodgers.
- August 2, 2021: Selected off waivers by the New York Mets from the Tampa Bay Rays.
- July 13, 2022: Selected off waivers by the Los Angeles Dodgers from the New York Mets.
- September 5, 2022: Selected off waivers by the Baltimore Orioles from the Los Angeles Dodgers.
- October 13, 2022: Selected off waivers by the Boston Red Sox from the Baltimore Orioles.
- November 18, 2022: Selected off waivers by the Los Angeles Dodgers from the Boston Red Sox.

Injured List

- No injuries at the Major League level



Nick ROBERTSON

RHP | 75

@nprobertson_

Bats: Right **Throws:** Right
Height: 6-6 **Weight:** 265
Opening Day Age: 24
Born: July 16, 1998 in Roanoke, VA
Resides: Roanoke, VA
Acquired: Drafted in the seventh round of the 2019 First Year Player Draft out of James Madison University



Career Highlights

- * Virginia native enters his fourth professional season as a Dodger farmhand and first big league camp with the club
- * Right-handed pitcher owns an overall record of 3-7 in 108 games (three starts) in parts of three minor league seasons, producing a 3.74 ERA (59 ER/142.0 IP) with 173 strikeouts against 48 games...has recorded 14 saves in 21 opportunities
- * Has a career 10.96 strikeout-per-nine innings mark with 1.23 WHIP...has finished 36 games over 108 outings
- * Recorded his first professional save on Sept. 5, 2019 at Orem, pitching a scoreless innings of relief with a strikeout in four batters faced
- * Earned his first professional win on July 20 vs. Northwest Arkansas after allowing three runs on five hits...struck out one en route to Double-A Tulsa's 9-8 victory
- * Selected in the seventh round with the 221st pick of the 2019 First-Year Player Draft by the Los Angeles Dodgers

Year-By-Year

2022

- Pitched majority of the season with Double-A Tulsa and was promoted to Triple-A Oklahoma City on Sept. 6
- Combined to go 1-3 over 53 games (two starts) with a career-best nine saves in ten opportunities with both teams, putting out a 4.43 ERA (33 ER/67.0 IP) with 87 strikeouts and 30 walks
- Produced a 1.37 WHIP and limited the opposition to a .240 average...recorded a 11.69 strikeout-per-nine innings mark over 53 outings
- His sole win came on May 10 at Frisco, firing 1.1 relief innings of one-run ball on three hits with three strikeouts...was his first victory since Aug. 7, 2021 at Springfield
- Recorded nine saves in ten turns, with eight of those outings in 1.0+ innings of work...longest outing (2.0 IP) in which he recorded a save occurred on July 24 vs. Wichita, where he struck out two in six batters faced
- Struck out a season-high five batters on June 12 vs. Northwest Arkansas in 2.0 innings of work, facing seven batters and allowing just one hit

2021

- Played the entire season with Double-A Tulsa, pitching in a career-high 39 games for a 2-4 record...produced a 3.53 ERA (23 ER/58.2 IP) with 63 strikeouts and 17 walks...delivered a 1.23 WHIP and kept hitters to a .248 average
- Earned his first professional win on July 20 vs. Northwest Arkansas after allowing three runs on five hits...struck out one en route to Double-A Tulsa's 9-8 victory
- Tossed 2.2 innings in two separate games, on July 13 at Wichita and Sept. 12 at Amarillo...struck out nine batters without issuing a walk
- Sat down a career-high five batters on Sept. 12 at Amarillo over 2.2 innings...faced nine batters and gave up just one hit
- Produced 23 scoreless outings in 39 tries, recording four saves and two wins over the span

2020

- Did not play as the minor league season was cancelled

2019

- Began his professional career with Rookie-level Dodgers of the Arizona League, pitching 5.1 innings, allowing one unearned run for a 0.00 ERA with seven strikeouts without issuing a walk
- Was promoted to the Ogden Raptors on July 21...posted a 2.45 ERA (3 ER/11.0 IP) in 11 games with 16 strikeouts with just

one walk

•Recorded his first professional save on Sept. 5 at Orem, pitching a scoreless innings of relief with a strikeout in four batters faced

Personal

Nicholas Parker Robertson...played college ball at James Madison University...attended Franklin County High School in Rocky Mount, VA...selected by the Dodgers in the seventh round of the 2019 First-Year Player Draft.

Career Pitching Record																			
Year	Team	W-L	ERA	G	GS	CG	SHO	SV	IP	H	R	ER	HR	HB	BB	SO	WP	BK	AVG
2019	Ogden	0-0	2.45	11	0	0	0	1	11.0	7	3	3	0	0	1	16	2	0	.179
	AZL Dodgers	0-0	0.00	5	0	0	0	0	5.1	2	1	0	0	1	0	7	0	0	.105
2021	Tulsa	2-4	3.53	39	1	0	0	4	58.2	55	28	23	5	2	17	63	2	0	.248
2022	Tulsa	1-3	4.88	44	2	0	0	7	55.1	52	33	30	7	5	27	72	8	0	.244
	Oklahoma City	0-0	2.31	9	0	0	0	2	11.2	10	4	3	0	0	3	15	0	0	.222
Minor League - 3 years		3-7	3.74	108	3	0	0	14	142.0	126	69	59	12	8	48	173	12	0	.234

Career Transactions

• June 10, 2019: Drafted by the Los Angeles Dodgers in the seventh round out of James Madison University

Injured List

• No Injuries at the Major League Level



Tayler
SCOTT

RHP | 61

@taylerscottsa

Bats: Right **Throws:** Right

Height: 6-3 **Weight:** 185

Opening Day Age: 30

Born: June 1, 1992 in Johannesburg, South Africa

Resides: Scottsdale, AZ

Acquired: Signed with the Dodgers as a free agent on January 3, 2023 to a minor league contract

ML Service: 0.125

ML Debut: June 8, 2019



Career Highlights

- * South African native enters the 2023 season as a non-roster invitee to the Dodgers big league camp after signing with the club as a free agent on January 3
- * Owns a career 42-37 minor league record over 285 games (66 starts) with a 3.90 ERA (282 ER/650.1IP) with 512 strikeouts and 278 issued walks in 10 seasons as a farmhand with the Chicago Cubs (2011-2016), Milwaukee Brewers (2016), Texas Rangers (2016-2018), Seattle Mariners (2019), Baltimore Orioles (2019), and San Diego Padres (2022)
- * In two Major League seasons (2019, 2022), the righty owns an 0-1 record in 21 games (two starts) with a 11.12 ERA (35 ER/28.1IP) with 27 strikeouts and 17 walks...made his two starts in back-to-back outings on June 17 and June 20, 2019 and did not factor in either decision
- * Made his Major League debut on June 8, 2019 at Los Angeles-AL with Seattle, allowing three earned runs on four hits in 2.2 Innings, striking out four and walking one...did not factor in the decision
- * Sat down Wilfredo Tovar of the Angels for his first big league strikeout on two sinkers and a slider in four pitches on the same day as his debut
- * Pitched professionally in Japan during the 2020-21 seasons, producing a combined 5-7 record in 33 relief outings with 68 strikeouts and 20 walks over 71.2 innings
- * Secured his first professional win on July 7, 2012, allowing just three hits in 6.0 scoreless innings with four strikeouts and one issued walk
- * Originally selected by the Cubs in the 5th round of the 2011 June draft out of Notre Dame Prep High School in Scottsdale, Arizona
- * Originally drafted in the fifth round (170th overall pick) of the 2011 First-Year Player Draft by the St. Louis Cardinals out of Oregon State University

Year-By-Year

2022

- Signed with the Padres as a free agent on February 17 and was assigned to Triple-A El Paso to begin the season...was with San Diego until September, upon which he was claimed off waivers by Philadelphia
- Saw his only big league action on the year with San Diego, going 0-1 in eight relief appearances over 12.0 innings for a 6.75 ERA (9 ER/12.0 IP)...struck out 13 batters and walked six for a 2.08 WHIP
- Struck out four batters in back-to-back appearances on July 4 and 10, firing 4.1 innings and allowing just two earned runs...walked a batter in each game
- With Triple-A El Paso in the Padres organization, pitched himself to a 2-1 record in 33 relief appearances, posting a 3.76 ERA (17 ER/40.2 IP) with 52 strikeouts and 11 walks
- With Triple-A Lehigh Valley, pitched in four games without factoring in any decisions...struck out four batters and walked four in 3.0 innings
- Signed with the Dodgers on January 3, 2023 as a free agent

2021

- Pitched in seven games for Hiroshima of the Japan Western League, going 2-1 with a 1.96 ERA (5 ER/23.0 IP) with 22 strikeouts against six walks...gave up 15 hits and produced a 0.91 WHIP

2020

- After electing free agency at the end of the 2019 season, went to pitch in Japan with Hiroshima in both the Japan Western League and Japan Central League
- Posted a combined 3-6 record in 26 relief appearances, producing a 4.99 ERA (27 ER/48.2 IP) with 46 strikeouts and 14 walks...allowed 55 hits and delivered a 1.41 WHIP

2019

- Began the season with Triple-A Tacoma in the Mariners organization and later had his contract selected by Seattle on June 7...was later picked up by Baltimore on June 25 off waivers
- Appeared in five games (two starts) for Seattle, allowing 10 runs (eight earned) over 7.2 innings while keeping hitters to a .333 average...struck out seven batters and walked six for a 9.39 ERA
- Pitched in eight games for Baltimore, giving up 18 runs (all earned) while striking out seven batters and walking five...allowed 20 hits
- Made his Major League debut on June 8 at Los Angeles-AL, allowing three earned runs on four hits in 2.2 innings, striking out four and walking one...did not factor in the decision
- Struck out Wilfredo Tovar of the Angels for his first big league strikeout on two sinkers and a slider in three pitches
- Clocked time with both Triple-A Tacoma (Mariners) and Triple-A Norfolk (Baltimore), producing a combined 3-2 record over 33 appearances for a 4.59 ERA (26 ER/51.0 IP) with 68 strikeouts against 22 walks
- Was invited to Spring Training with the Mariners

2018

- Pitched the entire season with Triple-A Round Rock, garnering a 5-5 record in 44 relief appearances with a 3.26 ERA (22 ER/60.2 IP) and 1.40 WHIP
- Struck out 52 batters and walked 25 in his first season as a Texas farmhand
- Longest outing of the year was Aug. 28 vs. Memphis at 3.0 innings, allowing just one hit and striking out one en route to his fifth and final victory of the season
- Did not allow a hit in 11 of his 44 outings, securing three wins in those outings...struck out 13 combined batters in those 11 games
- Went 2-2 in 15 games after the All-Star break, producing a 3.86 ERA (11 ER/25.2 IP) with 18 strikeouts and 14 issued walks...was 3-3 with a 2.83 ERA (11 ER/35.0 IP) before the All-Star break, totaling 34 strikeouts with 19 walks
- Struck out three batters in three different games: May 3 at New Orleans (2.1 IP), June 18 vs. Fresno (2.0 IP), and Aug. 25 vs. New Orleans (1.2 IP)

2017

- Posted a career-high in relief innings, going 4-7 with a 3.25 ERA (27 ER/74.2 IP) and three saves over 54 relief outings in the Milwaukee and Texas organizations...posted career highs in both SO/9 (9.2) and BB/9 (4.8)
- Began the season with Double-A Biloxi and had the 2nd-most relief appearances on the club prior to the trade...was acquired by Texas on July 31, in exchange for RHP Jeremy Jeffress
- Assigned to Triple-A Round Rock and allowed runs in 6 of 12 outings with the Express.

2016

- Finished the season in the Milwaukee organization after spending time in the Independent American Association...was released by the Chicago Cubs on March 29 and signed with the Sioux City Explorers on April 21
- Was 0-1 with a 1.88 ERA (6 ER/28.2 IP) and 32 strikeouts and six walks in 17 relief appearances with the Explorers...signed by Milwaukee as a minor league free agent on July 4 and logged 24 relief appearances with Biloxi over the remainder of the season
- Was 0-1 with a 1.88 ERA (3 ER/14.1 IP) over 9 relief outings with Salt River in the Arizona Fall League

2015

- Combined to go 6-3 with a 3.83 ERA (23 ER/54.0 IP) over 26 games (one start) with Advanced-A Myrtle Beach and Double-A Tennessee in the Cubs organization...was promoted on May 30
- Posted a career-best 8.0 strikeout-per-nine innings rate in his first full season as a reliever...struck out 48 batters and walked 26 in 227 total batters faced
- Was on the disabled list, July 20-August 18, with right shoulder inflammation

2014

- Started a career-high 26 games with Single-A Daytona in last full season as a starter, producing an even 8-8 record in 26 starts for a 4.34 ERA (65 ER/134.2 IP) with 79 strikeouts and 52 walks
- Gave up 142 hits in 593 total batters faced...allowed hitters to a .268/.340/.423 slashline with a 1.44 WHIP
- Produced a 5-4 mark in road games, putting out a 3.69 ERA (26 ER/63.1 IP) with 27 strikeouts and 22 walks...produced a 1.31 WHIP

- His longest outing came on April 5 and Aug. 7 at 7.0 innings a piece...secured victories in both matchups and allowed a combined two earned runs over 14.0 innings, giving up just six hits with nine strikeouts and just one walk

2013

- Logged a team-high 24 starts for Single-A Kane County (A) en route to a 6-8 record in 24 starts...produced a 4.22 ERA (61 ER/130.0 IP) with a career-best 67 strikeouts and 54 issued walks

- Limited the opposition to a .282 average and 1.52 WHIP in 24 starts

- Fired a career-best 7.2 innings of one-run ball on June 13 vs. Burlington, striking out two and issuing three walks and gave up two hits en route to the victory...struck out a season-high seven batters on June 27 vs. Beloit, pitching 4.0 innings

- Garnered three wins at home and three on the road on 24 starts...had his best month in June, securing a 2-1 record in five starts with a 4.88 ERA (15 ER/27.2 IP) with 15 strikeouts

2012

- Pitched the entire season with Short-A Boise, garnering a 5-1 record in 15 starts, producing a 2.52 ERA (20 ER/71.1 IP)...struck out 43 batters and walked 29 for a 1.33 WHIP

- Struck out a season-high six batters on Aug. 9 at Everest, firing 5.0 innings of two-run ball...did not factor in the decision

- Pitched a season-high 6.0 innings in two circumstances: July 7 at YAK and July 23 at EUG, striking out eight combined batters while issuing just two walks...secured wins in both outings

- Named the 17th-best prospect in the Northwest League

2011

- Pitched 3.2 innings in two games with the AZL Cubs in first professional season, producing a 7.36 ERA (3 ER/3.2 IP) with two strikeouts and one walked batter

- Originally selected by the Cubs in the 5th round of the 2011 June draft out of Notre Dame Prep High School in Scottsdale, Arizona

Personal

Taylor James Scott...was born in Johannesburg, South Africa, and still resides in his native country in the offseason... was originally selected by the Cubs in the 5th round of the 2011 June draft out of Notre Dame Prep High School in Scottsdale, Arizona...grew up playing soccer and did not discover baseball until age 8...moved to Arizona in high school so that he could further his baseball career...took part in a two-week baseball camp on LeMoyne College in Syracuse, NY in June 2007 during a family vacation to the United States...also attended a camp run by Tom House in November that year.

Career Pitching Record

Year	Team	W-L	ERA	G	GS	CG	SHO	SV	IP	H	R	ER	HR	HB	BB	SO	WP	BK	AVG
2011	AZL Cubs	0-0	7.36	2	0	0	0	0	3.2	4	3	3	0	0	1	2	0	0	.267
2012	Boise	5-1	2.52	15	15	0	0	0	71.1	66	30	20	4	0	29	43	9	3	.245
2013	Kane County	6-8	4.22	24	24	0	0	0	130.0	144	78	61	6	4	54	67	9	2	.282
2014	Daytona	8-8	4.34	26	26	0	0	0	134.2	142	79	65	14	7	52	79	15	3	.268
2015	Myrtle Beach	2-2	1.96	11	1	0	0	2	23.0	18	6	5	1	2	6	27	2	0	.222
	Tennessee	4-1	5.23	15	0	0	0	1	31.0	32	19	18	3	0	20	21	2	0	.278
2016	Biloxi	3-2	4.39	24	0	0	0	1	26.2	21	15	13	3	0	14	21	4	0	.212
2017	Biloxi	4-6	2.34	42	0	0	0	2	61.2	57	21	16	3	1	35	63	13	1	.246
	Round Rock	0-1	7.62	12	0	0	0	1	13.0	17	12	11	3	0	5	13	3	1	.298
2018	Round Rock	5-5	3.26	44	0	0	0	1	60.2	60	25	22	4	0	25	52	6	0	.265
2019	Tacoma	3-2	6.43	20	0	0	0	1	35.0	32	25	25	4	2	19	47	4	0	.246
	Norfolk	0-0	0.56	13	0	0	0	6	16.0	11	1	1	0	0	3	21	3	1	.193
	SEATTLE	0-0	9.39	5	2	0	0	0	7.2	11	10	8	1	2	6	7	0	0	.333
	BALTIMORE	0-0	18.69	8	0	0	0	0	8.2	20	18	18	5	2	5	7	2	0	.444
	El Paso	2-1	3.76	33	0	0	0	3	40.2	41	22	17	5	1	11	52	7	0	.261
2022	Lehigh Valley	0-0	15.00	4	0	0	0	0	3.0	7	5	5	0	1	4	4	0	0	.438
	SAN DIEGO	0-1	6.75	8	0	0	0	0	12.0	19	10	9	1	0	6	13	0	0	.358
Major League - 2 years		0-1	11.12	21	2	0	0	0	28.1	50	38	35	7	4	17	27	2	0	.382
Minor League - 10 years		42-37	3.90	285	66	0	0	18	650.1	652	341	282	46	22	278	512	77	11	.261

Career Single-Game Bests

Low-Hit Complete Game:	---	Most Strikeouts:	4, (3x), last, July 10, 2022 vs. SF
Most Innings Pitched Starter:	---	Most Walks:	3, June 20, 2019 vs. SEA
Most Innings Pitched Reliever:	2.2, June 8, 2019 at LAA	Longest Winning Streak:	---
Most Earned Runs Allowed:	6, August 10, 2019 vs. HOU	Longest Losing Streak:	1 game, July 23, 2022 - current

Career Fielding Record

Position	PCT	G	PO	A	E	TC	DP
Pitcher	857	21	3	3	1	7	1

Career Transactions

- June 7, 2011: Drafted by the Chicago Cubs in the 5th round of the 2011 amateur draft. Player signed August 9, 2011.
- July 4, 2016: Signed as a Free Agent with the Milwaukee Brewers.
- July 31, 2017: Traded by the Milwaukee Brewers to the Texas Rangers for Jeremy Jeffress.
- December 5, 2018: Signed as a Free Agent with the Seattle Mariners.
- June 25, 2019: Selected off waivers by the Baltimore Orioles from the Seattle Mariners.
- February 17, 2022: Signed as a Free Agent with the San Diego Padres.
- September 14, 2022: Selected off waivers by the Philadelphia Phillies from the San Diego Padres.
- January 3, 2023: Signed as a Free Agent with the Los Angeles Dodgers.

Injured List

- August 15 - September 11, 2022 (right third finger laceration)



Gavin
STONE

RHP | 71

@gavinbstone

Bats: Right **Throws:** Right

Height: 6-1 **Weight:** 175

Opening Day Age: 24

Born: October 15, 1998 in Lake City, AR

Resides: Lake City, AR

Acquired: Drafted in the 5th round of the 2020 First Year Player Draft out of Central Arkansas



Career Highlights

- * The Lake City, Arkansas native enters his third year in Dodger Blue after climbing the ranks from Advanced-A Great Lakes to Triple-A Oklahoma City last season...was named a 2022 MiLB.com Organization All-Star
- * Owns an 11-8 record with a 2.45 ERA (58 ER/ 212.2 IP) and a 1.17 WHIP in 49 career games (47 starts) in two MiLB seasons with the Single-A Rancho Cucamonga Quakes (2021), High-A Great Lakes Loons (2021, 2022), Double-A Tulsa Drillers (2022), and Triple-A Oklahoma City Dodgers (2022)
- * Posted best ERA (1.48) amongst all minor league pitchers that spun at least 70 Innings in 2022
- * Made Major League Baseball's Top 100 Prospects list in 2022 (77th)...ranked seventh in Los Angeles Dodgers' top 30 prospects
- * Secured his first professional career win with the Single-A Quakes on Aug 13, 2021 vs. Single-A Inland Empire 66ers...struck out 12 batters over 6.0 scoreless innings pitched
- * Named CAL Pitcher of the Week twice in 2021 (Aug. 1 and Aug. 15) with the Single-A Rancho Cucamonga Quakes
- * Named 2022 Branch Rickey Minor League Pitcher of the Year...went 9-6 overall with a 1.48 ERA in 26 games
- * Drafted out of Central Arkansas in the fifth round (159th overall) by the Los Angeles Dodgers in 2020

Year-By-Year

2022

- Appeared in 26 games across three levels in the minor leagues – Advanced-A Great Lakes (6 G), Double-A Tulsa (14 G), and Triple-A Oklahoma City (6 G)
- Wrapped 2022 with a combined 9-6 record, posting a 1.12 WHIP and 1.48 ERA...recorded ERAs below 2.00 at each stop – Advanced-A Great Lakes (1.44), Double-A Tulsa (1.60), and Triple-A Oklahoma City (1.16)
- With Advanced-A Great Lakes, achieved a 1-1 record (4 ER/25.0 IP), striking out 28 batters against six walks with while holding batters to a .204 average
- With Double-A Tulsa, went 6-4 (13 ER/73.1 IP) in 14 games...kept batters at a .219 average and touted a 1.21 WHIP
- With Triple-A Oklahoma City, posted a 2-1 record with a 1.16 ERA (3 ER/23.1 IP) and 33 strikeouts across six games...held batters to a .169 average
- Tied for ninth in the minors for most strikeouts (168) last season...ranked second on Triple-A Oklahoma City team
- Placed 77th on Major League Baseball's Top 100 Prospects list...a top ten Los Angeles Dodgers prospect (seventh)
- Was named a 2022 MiLB.com Organization All-Star

2021

- Pitched for the Single-A Rancho Cucamonga Quakes and High-A Great Lakes Loons...promoted to Single-A on May 4 and then to High-A on August 17
- Went 2-2 on the season with a 3.76 ERA (38 ER/91.0 IP) across 23 games (22 starts)...struck out 138 batters, giving up 87 hits, 44 runs, and seven homers
- Assigned to and made his first professional debut with Single-A Rancho Cucamonga Quakes on May 4...spun 3.0 innings, only giving up one hit, a walk, and whiffing six batters against the Inland Empire 66ers
- Produced a 1-2 record and 3.73 ERA (29 ER/70.0 IP) in 18 games (17 starts) with the Single-A Quakes...allowed 69 hits, 25 runs, and five longballs
- Made good on his High-A promotion having gone 1-0 with a 3.86 ERA (9 ER/21.0 IP)
- Overall held batters to a .234 average...kept righties to .292 average and lefties to a .196

2020

- No minor league season...assigned to Rookie-level AZL Dodgers

Personal

Gavin Blaine Stone son of Kerry and Jennifer Stone...went 9-6 with a 2.42 ERA in 36 games across three seasons at Central Arkansas...picked up in the fifth round (159th overall) by the Los Angeles Dodgers in the 2020 Major League Baseball Draft...has three brothers Kollin, Chandler and Maddox Stone...Kollin was a pitcher at Arkansas State University and signed with Billings Mustang in 2021

Career Pitching Record																			
Year	Team	W-L	ERA	G	GS	CG	SHO	SV	IP	H	R	ER	HR	HB	BB	SO	WP	BK	AVG
2021	Rancho Cucamonga	1-2	3.73	18	17	0	0	0	70.0	69	35	29	5	1	20	101	9	0	.253
	Great Lakes	1-0	3.86	5	5	0	0	0	21.0	18	9	9	2	0	5	37	0	1	.234
2022	Great Lakes	1-1	1.44	6	6	0	0	0	25.0	19	5	4	1	1	6	28	0	0	.204
	Tulsa	6-4	1.60	14	13	0	0	0	73.1	59	16	13	1	0	30	107	3	0	.219
	Oklahoma City	2-1	1.16	6	6	0	0	0	23.1	14	5	3	1	2	8	33	1	0	.169
Minor League - 2 years		11-8	2.45	49	47	0	0	0	212.2	179	70	58	10	4	69	306	13	1	.225

Career Transactions

- June 17, 2020: Drafted in the fifth round of the 2020 First Year Player draft out of Central Arkansas university

Injured List

- No injuries at the Major League level



Wander SUERO

RHP | 46

@ wandersuero48

Bats: Right **Throws:** Right

Height: 6-4 **Weight:** 216

Opening Day Age: 31

Born: September 15, 1991 in Sabana Larga, D. R.

Resides: Sabana Larga, D.R.

Acquired: Signed to a minor league contract January 23, 2023

ML Service: 3.306

ML Debut: May 1, 2018



Career Highlights

- * The righty enters his first season in the Dodger organization after being signed to a minor league contract on January 23, 2023
- * Garnered his first professional win on May 15, 2010 vs. New York (Yankees), only giving up one hit and striking out two in 1.1 relief innings
- * Earned his first professional win on July 1, 2010, pitching 2.0 innings in relief while giving up one homer, two hits and striking out four
- * Made his Major League debut on May 1, 2018 vs PIT, giving up two hits in 0.2 innings of relief while not factoring in the decision
- * Opened his career with five straight scoreless appearances
- * Notched his first career save on July 15, throwing three innings and giving up one hit and one walk on one strikeout
- * Named MiLB.com Organization All-Star in 2017 with the Washington Nationals
- * Was a member of the 2019 World Series Champion Washington Nationals...appeared in four Postseason games, including three World Series appearances...in his three World Series appearances he pitched 1.2 innings of scoreless, hitless relief with two strikeouts

Year-By-Year

2022

- Signed a Minor League contract with the Los Angeles Angels, spending the first half of the season with Triple-A Salt Lake (20 G)
- With Triple-A Salt Lake, went 2-3 with a 6.08 ERA (16 ER/23.2 IP), sitting down 15 batters before being released July 7
- Spent the remainder of the season with Sultanes de Monterrey in the Mexican League

Earned both of his wins on the season at home, going 2-0 in nine appearances with a 6.97 ERA (8 ER/10.1 IP) and one save at home...only gave up a home run in one out of his 20 appearances

- Spent a majority of the season with the Nationals (45 G), but also spent time with Triple-A Rochester (12 G, 1 GS)
- With the Nationals, fired a 2-3 record and a 6.33 ERA (30 ER/ 42.2 IP), including 44 strikeouts and holding batters to a .266 average
- With Triple-A Rochester, threw a 2-1 record with a 6.39 ERA (9 ER/12.2 IP) in 12 games (one start), including 16 strikeouts and a 1.18 WHIP

Held righties and lefties to a .217 and .292 batting average respectively...had at least one strikeout in nine out of 10 appearances in May...notched a season-high three strikeouts in two innings on Oct. 1 vs. Scranton-Wilkes Barre...only gave up hits in 34 out of his combined 57 appearances with the Nationals and Triple-A Rochester

2020

- Went 2-0 with a 3.80 ERA (10 ER/23.2 IP) in 22 relief outings, striking out 28 batters
- Allowed just one home run...Pitched to a 1.69 ERA (2 ER/10.2 IP) with 15 strikeouts, one home run and a .114 opponents average (4-for-35) in 11 September outings...Lefties hit .163 (7-for-43) with two doubles and 13 strikeouts...Lefties posted a .280 on-base percentage and a .209 slugging percentage...2020 Pitch Mix: Cutter (81.1%), Changeup (13.6%), Curve (5.2%)

2019

- In his first full Major League season, registered a 6-9 record with a 4.54 ERA (36 ER/71.1 IP) and one save with 81 strikeouts and a 1.26 WHIP
- Led Nationals relievers with 19 holds, 78 games and 81 strikeouts...the 78 appearances ranked second among National League relievers and fourth in MLB
- Went 6-0 with one save, 19 holds and a 2.05 ERA in 69 games in which he earned a win or no-decision (35.44 ERA in his nine losses)
- Appeared in four Postseason games, including three World Series appearances...In his three World Series appearances he pitched 1.2 innings of scoreless, hitless relief with two strikeouts

Offered scoreless relief in 59 of his 78 appearances...recorded strikeouts in 55 of the 78 games and recorded two or more strikeouts in 19 of his 78 games...went 4-4 with nine holds, 3.19 ERA (11 ER/31.0 IP), 12 walks, 31 strikeouts and a .227 opp. AVG (25-for-110) in his last 34 games of the season...held right-handed batters to a .207 AVG. (28-for-135)

2018

- Began the season with Triple-A Syracuse, going 1-2 with a 3.71 ERA (7 ER/17.0 IP) in 14 games
- Was first recalled on April 30 and made his Major League debut on May 1, 2018 vs PIT, giving up two hits in 0.2 innings of relief while not factoring in the decision
- Opened his career with five straight scoreless appearances
- Garnered his first Major League win on May 15 vs. New York (Yankees), only giving up one hit and striking out two in 1.1 relief innings
- Spun a 4-1 record with the Nationals for a 3.59 ERA (19 ER/47.2 IP), giving up 43 hits and striking out 47 while holding batters to a .240 average

In his first 11 outings, pitched to a 2.38 ERA (3 ER/11.1 IP) and pitched scoreless relief in nine of the 11 outings...provided more than one inning of relief in 15 of his 40 appearances ...allowed just five of 31 inherited runners to score...his 16.1 IRS% ranked second among National League relievers...offered scoreless relief in 10 of his final 11 Major League appearances of the season

2017

- Led Washington's Minor League system with a career-high 20 saves between Double-A Harrisburg and Triple-A Syracuse
- With Double-A Harrisburg, spun a 0-1 record with a 1.96 ERA (5 ER/23.0 IP) and 10 saves and a 1.00 WHIP
- Was promoted to Triple-A Syracuse in early June, notched a 3-1 record and 10 saves with a 1.70 ERA (8 ER/42.1 IP) including 42 strikeouts
- Pitched for Tigres del Licey in the Dominican Winter League following the season (0-2, 7.56 ERA)

From July 17 through the end of the season, recorded a 0.39 ERA (1 ER/23.0 IP) while going 2-0 with seven saves in 19 appearances with Triple-A Syracuse

2016

- Appeared in a career-high 39 games as a reliever for Double-A Harrisburg and notched a 3-0 record with a 2.44 ERA (15 ER/55.1 IP) with four saves
- Pitched for Tigres del Licey in the Dominican Winter League following the season (2-0, 0.00 ERA, 14.1 IP, 10 K)

From May 3 to June 16, posted a 0.51 ERA (1 ER/17.2 IP) with 16 strikeouts in 14 appearances

2015

- Went 7-4 with two saves and a 3.90 ERA (39 ER/ 90.0 IP) in a career-high 33 games (five starts) between Advanced-A Potomac and Double-A Harrisburg
- With Advanced-A Potomac, registered a 6-2 record with two saves and a 2.41 ERA (15 ER/56.0 IP) in 16 games (five starts), fanned 39 strikeouts and held batters to a .237 average
- With Double-A Harrisburg, threw 1-2 in 17 games with a 6.35 ERA (24 ER/34.0 IP), including 29 strikeouts and a 1.65 WHIP

2014

- Fired 6-2 with a 3.62 ERA in 29 games (six starts) between Single-A Hagerstown and Advanced-A Potomac
- With Single-A Hagerstown, tossed 4-1 with a 2.13 ERA (17 ER/72.0 IP) in 17 G (6 GS) and three saves
- With Advanced-A Potomac, went 2-1 with a 7.57 ERA (23 ER/27.1 IP) in 12 G

2013

- Played in 13 games for the Rookie-League GCL Nationals (3 GS), going 8-1 with a 1.65 ERA (9 ER/49.0 IP)
- Paced the Gulf Coast League in wins (8), ERA (1.65), and ranked among league leaders in WHIP (2nd, 0.82) and strikeouts (6th, 46)...his .156 batting average against was tops among all short-season league hurlers and his 0.82 WHIP was good for third.

2012

- Appeared in just nine games for the DSL Nationals, going 4-2 with a 3.41 ERA and one save

2011

- Went 3-2 with one save and a 5.49 ERA in 16 games (two starts) for the DSL Nationals

- Notched his first career save on July 15, throwing three innings and giving up one hit and one walk on one strikeout

2010

- Began his professional career with the DSL Nationals, going 2-3 with a 4.98 ERA in 15 games (four starts)

- Earned his first professional win on July 1, pitching 2.0 innings in relief while giving up one homer, two hits, and striking out four

Personal

Wander Montero Suero...Is married to wife, Warilet...they have a son, Jadiell and a daughter, Wenderlie...Born September 15, 1991 in Sabana Larga, Dominican Republic

Career Pitching Record																				
Year	Team	W-L	ERA	G	GS	CG	SHO	SV	IP	H	R	ER	HR	HB	BB	SO	WP	BK	AVG	
2010	DSL Nationals	2-3	4.72	15	4	0	0	0	34.1	25	22	18	2	1	23	39	7	0	.269	
2011	DSL Nationals	3-2	5.49	16	2	0	0	1	39.1	35	27	24	4	4	26	41	14	0	.230	
2012	DSL Nationals	4-2	3.41	9	8	0	0	0	37.0	29	19	14	3	4	12	34	8	2	.207	
2013	GCL Nationals	8-1	1.65	13	3	0	0	0	49.0	27	10	9	2	2	13	46	7	1	.156	
2014	Hagerstown	4-1	2.13	17	6	0	0	3	72.0	59	22	17	3	7	11	62	4	1	.227	
	Potomac	2-1	7.57	12	0	0	0	0	27.1	33	23	23	4	6	10	21	12	2	.303	
2015	Potomac	6-2	2.41	16	5	0	0	2	56.0	49	21	15	1	4	18	39	3	1	.249	
	Harrisburg	1-2	6.35	17	0	0	0	0	34.0	42	25	24	4	0	14	29	5	0	.307	
2016	Harrisburg	3-0	2.44	39	0	0	0	4	55.1	53	16	15	3	6	21	48	3	0	.257	
2017	Harrisburg	0-1	1.96	18	0	0	0	10	23.0	18	8	5	2	1	5	23	2	0	.205	
	Syracuse	3-1	1.70	36	0	0	0	10	42.1	33	10	8	1	2	14	42	1	0	.212	
2018	Syracuse	1-2	3.71	14	0	0	0	1	17.0	16	9	7	1	1	4	16	1	0	.242	
	WASHINGTON	4-1	3.59	40	0	0	0	0	47.2	43	20	19	4	4	15	47	3	1	.240	
2019	WASHINGTON	6-9	4.54	78	0	0	0	1	71.1	64	36	36	5	3	26	81	2	1	.242	
2020	WASHINGTON	2-0	3.80	22	0	0	0	0	23.2	20	10	10	1	3	10	28	2	0	.227	
2021	Rochester	2-1	6.39	12	1	0	0	0	12.2	12	9	9	0	0	3	16	0	0	.255	
	WASHINGTON	2-3	6.33	45	0	0	0	0	42.2	45	35	30	11	4	15	44	5	0	.266	
2022	Salt Lake	2-3	6.08	20	0	0	0	2	23.2	35	19	16	2	1	9	15	5	0	.350	
Major League - 4 years		14-13	4.61	185	0	0	0	0	185.1	172	101	95	21	14	66	200	12	2	.246	
Minor League - 11 years		41-22	3.51	254	29	0	0	33	523.0	476	240	204	32	39	183	471	72	7	.242	

Career Single-Game Bests

Low-Hit Complete Game:	---	Most Strikeouts:	4, August 4, 2018 vs. CIN
Most Innings Pitched Starter:	---	Most Walks:	3, September 22, 2020 vs. PHI
Most Innings Pitched Reliever:	3.1, August 4, 2018 vs. CIN	Longest Winning Streak:	3 games, May 15 - Sept. 11, 2018
Most Earned Runs Allowed:	4, (2x), last, April 27, 2019 vs. SD	Longest Losing Streak:	4 games, April 14 - May 23, 2019

Career Fielding Record

Position	PCT	G	PO	A	E	TC	DP
Pitcher	.867	185	10	16	4	30	3

Career Transactions

- February 2, 2010: Signed by the Washington Nationals as an amateur
- March 30, 2022: Signed as a Free Agent with the Los Angeles Angels.
- January 23, 2023: Signed as a Free Agent with the Los Angeles Dodgers.

Injured List

- July 13 - August 4, 2020 (protocols)
- April 18 - May 12, 2021 (left oblique strain)



Ryan
WARD

OF | 68

@rwardo12

Bats: Left **Throws:** Right

Height: 5-11 **Weight:** 200

Opening Day Age: 25

Born: February 23, 1998 in Worcester, Massachusetts

Resides: Worcester, MA

Acquired: Drafted by the Los Angeles Dodgers in the eighth round of the 2019 First-Year Player Draft out of Bryant University



Career Highlights

- * All-purpose outfielder enters his fourth season in the Dodger organization and first big league camp after spending all of last season with Double-A Tulsa
- * The Massachusetts native owns a minor league career slashline of .267/.336/.489 with 50 doubles, 59 home runs, 185 RBI, and 116 extra base hits...has stolen 20 bases and scored 188 runs
- * Has appeared at all three outfield positions, spending most of his time in left field (162 G, 160 GS) garnering a .975 fielding percentage...has committed only seven errors out of 283 total chances...has also spent time at first base
- * Named Texas League Player of the Week on August 7, 2022, clubbing a .357 (10-for-28), including three home runs, a double and 11 RBI
- * Earned Midwest League Player of the Month for August 2021 with Advanced-A Great Lakes, slashing .323/.409/.698 with 10 home runs and six doubles in 24 games
- * Named MiLB.com Organization All-Star in 2021 with Advanced-A Great Lakes
- * Slugged his first professional home run on July 5, 2019 with Rookie-level Ogden off of Carlos Luna
- * Drafted by the Los Angeles Dodgers in the eighth round of the 2019 First-Year Player Draft out of Bryant University

Year-By-Year

2022

- Spent the entirety of the season with Double-A Tulsa (116 G), slashing .255/.319/.486 with 48 extra base hits and a career-high 28 home runs
- Was even vs. righties and lefties, hitting .254 (91-for-359) with nine home runs and 18 RBI and .257 (26-for-101) with 19 home runs and 60 RBI respectively
- Played 84 games in left field, for a .968 fielding percentage...committed five errors in 157 total chances
- Named Texas League Player of the Week on August 7, hitting .357 (10-for-28) including three home runs, a double, and 11 RBI
- Collected three, two-home run games (April 22, May 17, July 23), combining to go 8-for-15 with 10 RBI...had five RBI on April 22, a season-high

2021

- Played the entire season with Advanced-A Great Lakes, playing four different positions: left field (53 G), center field (1 G), right field (15 G, 14 GS), and first base (2 G, 1 G) over 109 games
- Hit .278 (122-for-439), crushing 27 home runs, 21 doubles, and 84 RBI...struck out 118 times and walked 47 times
- Had his best month in August, slashing .323/.409/.698 with 10 home runs and six doubles in 24 games which earned him Midwest League Player of the Month
- Registered a .976 fielding percentage in left field, committing only two errors in 84 total chances
- Named a MiLB.com Organization All-Star

2020

- Did not participate in the 2020 season after the minor league season was cancelled

2019

- Played 49 games for Rookie-level Ogden, totaling a .271 batting average (51-for-188) with 11 doubles, two triples, four homers, and 23 RBI
- Slugged his first professional home run on July 5, 2019 with Rookie-level Ogden off of Carlos Luna
- Garnered a .304/.370/.486 slashline versus right-handed pitchers and .150/.227/.150 versus lefties
- Featured at every outfield position, spending a majority of the season in left field (25 G, 23 GS) with a 1.000 fielding percentage, committed no errors in 42 total chances

Personal

Ryan Joseph Ward...born in Worcester, Massachusetts, on February 23, 1998...played three seasons of college ball at Bryant University...slashed .409/.449/.636 in his second season at Bryant, becoming the first player in D1 program history to bat over .400...drafted by the Los Angeles Dodgers in the eighth round of the 2019 First-Year Player Draft

Career Batting Record

Year	Team	AVG	G	AB	R	H	2B	3B	HR	RBI	SH	SF	HBP	BB	SO	SB	CS	OBP	SLG	E
2019	Ogden	.271	49	188	35	51	11	2	4	23	0	1	1	19	30	7	4	.340	.415	2
2021	Great Lakes	.278	109	439	91	122	21	3	27	84	0	3	5	47	118	8	6	.352	.524	5
2022	Tulsa	.255	116	459	62	117	18	2	28	78	0	2	5	39	116	5	1	.319	.486	5
Minor League - 3 years		.267	274	1086	188	290	50	7	59	185	0	6	11	105	264	20	11	.336	.489	12

Career Transactions

- June 11, 2019: Drafted by the Los Angeles Dodgers in the eighth round of the 2019 First Year Player Draft out Bryant University.

Injured List

- No injuries at the Major League level



Luke WILLIAMS

IF | 37

@luke__williams0

Bats: Right **Throws:** Right**Height:** 6-1 **Weight:** 186**Opening Day Age:** 26**Born:** August 9, 1996 in Park Ridge, Illinois**Resides:** Tucson, AZ**Acquired:** Claimed off of waivers by the Los Angeles Dodgers from the Miami Marlins on November 8, 2022**ML Debut:** June 8, 2021**ML Service:** 1.012

Career Highlights

- * The utility player enters his eighth professional season and first as a member of the Dodger organization
- * Owns a minor league career slashline of .241/.315/.338 in 486 games and a career Major League slashline of .240/.299/.316 in 137 games
- * Has appeared at every defensive position except pitcher and catcher in his career, but has spent a majority in both levels at third base...has a combined .948 minor league fielding percentage with 38 errors in 736 total chances (294 G, 284 GS) and a combined .976 Major League fielding percentage with one error over 42 total chances (39 G, 14 GS)
- * Made his Major League debut as a pinch-hitter in the fifth inning and bunted for a base hit against Drew Smyly on June 8 vs. ATL
- * Clubbed a walk-off home run for his first career home run in his first career start off of Will Smith on June 9, 2021 vs. ATL
- * Hit his first professional home run on July 5, 2016 off Gregory Soto
- * Originally drafted by Philadelphia in the third round of the 2015 draft out of Dana Hills High School (CA)

Year-By-Year

2022

- Traded to San Francisco in March, splitting his time between Triple-A Sacramento and San Francisco before being acquired by Miami, spending time with them and Triple-A Jacksonville
 - With Triple-A Sacramento, slashed .378/.415/.486 with four doubles and seven RBI in 10 games
 - With San Francisco, hit .250 (3-for-12) including a double and RBI in eight games
 - With Triple-A Jacksonville, hit .167 (2-for-12) including one home run in four games
 - With Miami, slashed .235/.290/.313 with four doubles, one triple, and one home run in 71 games
 - Earned a perfect combined fielding percentage at third base in the Majors in 32 total chances
- Smashed .385 (10-for-26) off of righties compared to .261 off lefties (6-for-23) with Miami...launched three separate three game hitting streaks (April 21-23 with Sacramento, May 8-11 with Sacramento, July 3-5 with Miami)...had his best month in May with Sacramento, slashing .265/.390/.412 in 10 games

2021

- Began the season with Triple-A Lehigh, before having his contract selected by Philadelphia June 8
- Made his Major League debut as a pinch-hitter in the fifth inning and bunted for a base hit against Drew Smyly on June 8 vs. ATL
- Clubbed a walk-off home run for his first career home run in his first career start off of Will Smith on June 9 vs. ATL
- In three stints with Triple-A Lehigh, slashed .270/.329/.341 with five doubles, two triples, and 15 RBI in 32 games
- In two stints with Philadelphia, hit .245 (24-for-98) with four doubles, one home run, and six RBI...struck out 23 times and walked 10 times in 58 games
- Went back to Triple-A Lehigh on a rehab assignment, playing 10 games before going back to the Phillies for five

games...was optioned to Lehigh Valley on Sept. 28

- Played seven positions with both Triple-A Lehigh and Philadelphia...spent a majority of his time with Triple-A Lehigh at second base (14 G, 11 GS) for a perfect fielding percentage in 51 total chances...spent a majority of his time at Philadelphia at center field (15 G, 11 GS), committing one error in 13 total chances for a .923 fielding percentage

Played for Team USA in the Baseball Americas Olympic Qualifier and raked .444 (8-18), with a .500 OBP and .778 SLG in four games...appeared defensively at every position with Philadelphia except pitcher and catcher...among players to debut since 1900, became the first Phillies player to start at a completely different defensive position in each of his first four career starts (CF, 3rd base, shortstop, 2nd base)...had his best month in May, slashing .352/.439/.465 in 18 games

2020

- Spent the season at the Phillies Alternate Training Site

2019

- Spent the entirety of the season with Double-A Reading in a career-high 125 games, playing seven different positions: first base (1 GS), second base (40 G, 36 GS), third base (31 G, 25 GS), short stop (10 G, 8 GS), left field (13 G, 12 GS), center field (13 G, 12 GS) and right field (26, 23 GS)

- Hit a .238 batting average (105-for-441) with 30 doubles, three triples, 11 home runs, and 51 RBI with 174 total bases and 44 extra base hits

- Spent the most time at second base, boasting a perfect fielding percentage in 125 total chances

Ranked 3rd in the Eastern League in doubles (30)...started at least one game at every defensive position except pitcher and catcher...had his best month in July, slashing .297/.328/.495 in 29 games with 11 doubles, one triple, and three home runs...named Phillies Minor League Co-Defender of the Month for August

2018

- Promoted to Advanced-A Clearwater for the entire season, playing six different positions throughout the year: first base (14 G, 11 GS), second base (1 GS), third base (58 G, 56 GS), left field (28 G, 27 GS), center field (2 GS), and right field (10 GS)

- Slashed .245/.319/.353 with 13 doubles, one triple, nine homers, and 43 RBI

- Amassed a .975 fielding percentage, committing three errors over 118 total chances

Selected as Florida State League Player of the Week, 6/18-24...named Phillies Minor League Co-Defender of the Month for June...batted .333 (30-for-90), six doubles, one triple, six home runs, 20 RBI and a .973 OPS in 24 June games...played for Scottsdale in the Arizona Fall League.

2017

- Spent the entirety of the season with Single-A Lakewood (115 G)

- Averaged .216 (87-for-402), smashing 16 doubles, one home run, and 27 RBI...struck out 83 times and walked 29 times

- Started 114 games at third base (115 G) for a .948 fielding percentage, committing 16 errors over 308 total chances in 996.0 innings

Had a 12-game hitting streak May 28- June 11, hitting .347 (17-for-49)...slashed .329/.348/.424 over 23 games in June...hit .206 off of righties (58-for-282) and .242 off of lefties (29-for-120)

2016

- Spent the whole season with Class A Short Season Williamsport (52 G)

- Slashed .220/.297/.301 with nine doubles, two home runs, 18 RBI

- Roped his first professional home run on July 5 off Gregory Soto

- Started all 52 games at third base for a .935 fielding percentage, committing 10 errors over 155 total chances in 443.0 innings

2015

- Played 38 games for the GCL Phillies, hitting .288 (34-for-118) with five doubles, 12 RBI...had 21 walks against just 23 strikeouts

- Spent the whole season at third base (38 G, 37 GS), garnering a .955 fielding percentage...committed four errors in 89 total chances

Personal

Lucas Daniel Williams...born August 9, 1996 in Park Ridge, Illinois...was originally drafted by Philadelphia in the third round of the 2015 draft out of Dana Hills (CA) High School...he was committed to play collegiately at Cal Poly San Luis Obispo before signing with Philadelphia...played for Mike Scioscia on the Team-USA team that qualified for the Olympics last year. Williams went 8-for-18 (.444) with three extra-base hits in the qualifiers. Did not participate in the Olympics

Career Batting Record

Year	Team	AVG	G	AB	R	H	2B	3B	HR	RBI	SH	SF	HBP	BB	SO	SB	CS	OBP	SLG	E
2015	GCL Phillies	.288	38	118	12	34	5	0	0	12	1	0	1	21	23	9	2	.400	.331	4
2016	Williamsport	.220	52	186	13	41	9	0	2	18	0	2	1	20	52	11	2	.297	.301	10
2017	Lakewood	.216	115	402	41	87	16	0	1	27	7	3	2	28	83	29	2	.269	.264	16
2018	Clearwater	.245	110	388	51	95	13	1	9	43	1	4	9	35	76	14	7	.319	.353	7
2019	Reading	.238	125	441	77	105	30	3	11	51	3	5	6	49	113	30	9	.319	.395	10
2021	Lehigh Valley	.270	32	126	21	34	5	2	0	15	0	4	1	12	29	7	3	.329	.341	0
	PHILADELPHIA	.245	58	98	8	24	4	0	1	6	0	0	0	10	23	2	2	.315	.316	0
2022	Sacramento	.378	10	37	8	14	4	0	0	7	0	1	0	3	13	4	2	.415	.486	2
	Jacksonville	.167	4	12	3	2	0	0	0	1	0	0	0	5	5	5	0	.412	.417	1
	SAN FRANCISCO	.250	8	12	1	3	1	0	0	3	0	0	0	4	0	0	0	.250	.333	0
	MIAMI	.235	71	115	20	27	4	1	1	3	0	0	0	9	40	11	4	.290	.313	0
Major League - 2 years		.240	137	225	29	54	9	1	2	12	0	0	0	19	67	13	6	.299	.316	0
Minor League - 7 years		.241	486	1710	226	412	82	6	24	174	12	19	20	173	394	109	27	.315	.338	50

Career Single-Game Bests

Most Hits: 3, (2x), last, August 3, 2022 vs. CIN

Most RBI: 2, (2x), last, April 13, 2022 vs. SF

Most Home Runs: 1, (2x), last, July 3, 2022 at WAS

Most Runs Scored: 1, (29x), last, September 18, 2022 at WAS

Most Stolen Bases: 3, August 3, 2022 vs. CIN

Most Walks: 2, June 2, 2022 vs. SF

Longest Hitting Streak: 3 games, (3x), last, July 3- 5, 2022

Grand Slams: None

Career Fielding Record

Position	PCT	G	PO	A	E	TC	DP
First Base	1.000	7	6	1	0	7	1
Second Base	1.000	22	23	42	0	65	8
Shortstop	1.000	5	9	4	0	13	1
Third Base	.976	39	12	29	1	42	2
Left Field	1.000	33	41	1	0	42	0
Center Field	.923	15	12	0	1	13	0
Right Field	1.000	3	3	0	0	3	0

Career Transactions

- June 9, 2015: Drafted by the Philadelphia Phillies in the 3rd round of the 2015 amateur draft. Player signed June 22, 2015.
- March 27, 2022: Traded by the Philadelphia Phillies to the San Francisco Giants for Will Toffey (minors) and cash.
- November 8, 2022: Selected off waivers by the Los Angeles Dodgers from the Miami Marlins.

Injured List

- Has not been on the injured list in the Major Leagues



Jordan YAMAMOTO

RHP | 57

@jyamamoto_23

Bats: Right **Throws:** Right**Height:** 6-0 **Weight:** 185**Opening Day Age:** 26**Born:** May 11, 1996 in Pearl City, Hawaii**Resides:** Pearl City, HI**Acquired:** Signed to a minor league contract January 23, 2023**ML Service:** 2.120**ML Debut:** June 12, 2019

Career Highlights

- * Hawaii native enters his ninth professional season and his first as a member of the Dodger organization after being signed to a minor league contract January 23, 2023
- * Owns a career Major League record of 5-7 and an ERA of 6.05 (65 ER/96.2 IP) with 98 strikeouts across 21 games (19 starts) and a career minor league record of 29-30 and a 4.01 ERA (245 ER/549.2 IP) with 581 strikeouts and a 1.27 WHIP
- * Made his Major League debut on June 12, 2019, spinning seven scoreless innings while only giving up three hits and two walks while striking out five on the way to his first Major League win
- * Earned his first professional win on July 16, 2015 at Grand Junction, tossing 5.2 innings giving up seven hits, two earned runs, one home run and no walks and sitting down seven
- * Garnered his first professional save July 21, 2015 vs. Orem, throwing 4.0 relief innings...giving up five hits, one earned run, two walks, and striking out three
- * Selected by the Milwaukee Brewers in the 12th round of the 2014 draft out of St. Louis School in Honolulu, Hawaii

Year-By-Year

2022

- Made stops at Advanced-A Brooklyn (3G), Double-A Binghamton (14 G, 3 GS), and Triple-A Syracuse (7 G, 3 GS)
 - With Advanced-A Brooklyn, went 0-0 in three relief appearances with a 7.50 ERA (5 ER/6.0 IP), striking out eight batters against three walks
 - With Double-A Binghamton, was 1-1 record with two saves and a 4.55 ERA (16 ER/31.2 IP) with 34 strikeouts and 10 walks
 - With Triple-A Syracuse, spun a 2-1 record for an 8.27 ERA (15 ER/16.1IP) with 15 strikeouts against seven walks
- Pitched a season-high strikeouts (six) and innings (5.0 IP) on August 6 with Double-A Binghamton...had nine scoreless appearances out of a combined 24, including three hitless

2021

- Sent to the New York Mets in a trade in February
 - Made two appearances with the Mets, going 1-1 with a 4.05 ERA (3 ER/6.2 IP) with two walks and two strikeouts...pitched 2.2 innings of one-run ball in his Mets debut against St. Louis on May 5
 - In two stints with Triple-A Syracuse, went 0-3 in seven games (six starts) for a 5.96 ERA (15 ER/22.2 IP) with 20 strikeouts while holding batters to a .293 average
 - Missed almost four months on the 60-Day IL with right shoulder soreness
 - Went on rehab assignments to FCL Mets and Single-A Lucie, pitching one scoreless inning of relief with one strikeout in one start and was 0-0 with a 1.00 ERA (1 ER/9.0 IP) and eight strikeouts in three starts respectively
- Earned a season-high eight strikeouts on May 14 with Syracuse in 4.1 innings...tossed five scoreless appearances out of a combined 13

2020

- Spent the beginning of the season at Miami's Alternate Training Site
- Made four appearances (three starts) in his last year with Miami, going 0-1 with a 18.26 ERA (23 ER/11.1 IP)...recorded a season-high five strikeouts on August 12

2019

- Spent the beginning of the season with Double-A Jacksonville (12 G), before being called up to the Marlins June 12 (15 G)
- With Double-A Jacksonville, went 3-5 in his 12 starts for a 3.58 ERA (26 ER/65.1 IP) with 64 strikeouts while holding batters to a .223 average
- Made his Major League debut on June 12, spinning seven scoreless innings while only giving up three hits and two walks while striking out five on the way to his first Major League win
- Finished the season for Miami 4-5 with a 4.46 ERA (39 ER/78.2 IP), recording a 1.14 WHIP and striking out 82
- Was placed on the Injured List August 25 with a right forearm strain and missed 25 games

Won his first three Major League starts (June 18, 23, 29), was just the second pitcher in the Modern Era (since 1900) to win each of his first three career starts and allow seven-or-fewer hits, joining Cincinnati's Wayne Simpson in 1970 (7 hits, 25.0 IP) (Elias Sports Bureau)...recorded a batting average against (.191) that ranked third in the Majors (min. 15 starts), behind Houston's Justin Verlander (.172) and Gerrit Cole (.186), and was the second-lowest mark in Franchise history (min. 15 starts), behind José Fernández in 2013 (.182)...He allowed four-or-fewer hits in 11 of his 15 outings, a pace of just 6.18 hits per nine, which ranked third in the Majors (min. 15 starts), behind Verlander (5.53) and Cole (6.02)...his 14.0 consecutive scoreless innings to begin his MLB career set a franchise record by a starter, surpassing a 10.0 inning run by Josh Beckett in 2001

2018

- Sent to the Miami Marlins via trade and split the season between Advanced-A Jupiter (7 G) and Double-A Jacksonville (3 G and a rehab stint with the GCL Marlins (3 G) for a combined 6-1 record with a 1.83 ERA (14 ER/68.2 IP) over 13 starts
- With the GCL Marlins, went 1-0 with a 2.45 ERA (3 ER/11.0 IP) with 15 strikeouts
- With Advanced-A Jupiter, had a 4-1 record with a 1.55 ERA (7 ER/40.2 IP) and a 0.84 WHIP while holding batters to a .182 average
- With Double-A Jacksonville, was 1-0 with a 2.12 ERA (4 ER/17.0 IP), striking out 23 batters against only four walks
- Additionally threw six starts in the Arizona Fall League, going 3-0 with a 2.08 ERA (6 ER/26.0 IP)...finished tied for second in the AFL in wins, tied for fourth in strikeouts (27) and innings pitched, fifth in WHIP (1.08), and sixth in ERA

Went 4-0 with a 1.32 ERA (34.2/5) over first six starts of the season with Advanced-A Jupiter, sitting down 35 batters against just seven walks during that stretch...had a 14.0 inning scoreless innings streak over two starts from June 20-26, allowing only six hits and one walk with 15 strikeouts during that span...named Florida State League Pitcher of the Week with Single-A Jupiter for June 18-24 after recording a career-high 13 strikeouts over 7.0 shutout innings vs. Florida on June 20

2017

- Spent entirety of the 2017 season with Single-A Carolina, posting a career-high nine wins and a career-low 2.51 ERA (31 ER/111.0 IP)
- Went 1-0 with one save and a 4.50 ERA (6 ER/12.0 IP) in four relief outings, and 8-4, 2.27 (25 ER/99.0 IP) in 18 starts
- Was named Carolina League Pitcher of the Week for Aug. 28-September 4 after going 2-0 with a 0.00 ERA (0 ER/14.0 IP) with two walks and 14 strikeouts

Led Single-A Carolina and tied for fourth in Brewers' farm system in wins...was on 7-Day disabled list from April 13-May 11 with a right shoulder strain...last 11 appearances of season were starts; factored in decision in 10 of those outings (7-3)...won three straight starts from July 24-August 4...had back-to-back complete games on July 24 & 29, both wins, on July 24 at Myrtle Beach, tossed 5.0-inning complete game, allowing three runs on five hits, with three strikeouts and on July 29 vs. Wilmington, tossed 7.0-inning shutout, allowing four hits and three walks, with seven strikeouts

2016

- Spent the entirety of the season with Single-A Wisconsin, posting a 7-8 record across 27 games (18 starts) with a 3.82 ERA (57 ER/134.1 IP)
- Tossed three or more strikeouts in 25 out of his 27 appearances...earned eight or more strikeouts five times

2015

- Participated in 14 games (11 starts) with Rookie-level Helena Brewers, delivering a 1-6 record and a 7.84 ERA (54 ER/62.0 IP)
- Earned his first professional win on July 16 at Grand Junction, tossing 5.2 innings giving up seven hits, two earned runs, one home run and no walks and sitting down seven
- Garnered his first professional save July 21 vs. Orem, throwing 4.0 relief innings...giving up five hits, one earned run, two walks, and striking out three

- Appeared in 10 games (three starts) with Rookie-level AZL Brewers, going 0-1 with a 4.57 ERA (11/21.2 IP), striking out 22 batters against 13 walks
- Earned his first professional strikeout in his first game on July 13, fanning Jose Cardona in three pitches

Personal

Jordan Yamamoto...born on May 11, 1996 in Pearl City, Hawaii...he and his wife, Madison, were married in December 2020...welcomed a daughter, Rayne, in early February 2022...one of 46 players born in Hawaii to make the Majors...enjoys to draw and designs custom shoes, and enjoys clay sculpting and DIY home improvement...drafted in the 12th round of the 2014 First-year Player Draft out of St. Louis High School by the Milwaukee Brewers

Career Pitching Record																			
Year	Team	W-L	ERA	G	GS	CG	SHO	SV	IP	H	R	ER	HR	HB	BB	SO	WP	BK	AVG
2014	AZL Brewers	0-1	4.57	10	3	0	0	0	21.2	22	12	11	3	0	13	22	2	1	.262
2015	Helena	1-6	7.84	14	11	0	0	1	62.0	99	59	54	12	5	22	59	10	0	.363
2016	Wisconsin	7-8	3.82	27	18	0	0	0	134.1	130	61	57	6	2	31	152	7	1	.252
2017	Carolina	9-4	2.51	22	18	2	1	1	111.0	91	36	31	8	7	30	113	4	2	.223
2018	GCL Marlins	1-0	2.45	3	3	0	0	0	11.0	5	3	3	1	0	2	15	0	0	.135
	Jupiter	4-1	1.55	7	7	0	0	0	40.2	26	8	7	0	3	8	47	4	0	.182
2019	Jacksonville	1-0	2.12	3	3	0	0	0	17.0	12	6	4	1	1	4	23	0	0	.190
	Jacksonville	3-5	3.58	12	12	0	0	0	65.1	53	27	26	7	7	25	64	2	0	.223
	MIAMI	4-5	4.46	15	15	0	0	0	78.2	54	42	39	11	5	36	82	5	0	.191
2020	MIAMI	0-1	18.26	4	3	0	0	0	11.1	27	24	23	8	0	7	13	0	0	.458
2021	St. Lucie	0-0	1.00	3	3	0	0	0	9.0	4	1	1	0	0	1	8	0	0	.129
	GCL Mets	0-0	0.00	1	1	0	0	0	1.0	1	0	0	0	0	0	1	0	0	.250
	Syracuse	0-3	5.96	7	6	0	0	0	22.2	27	15	15	7	1	7	20	1	0	.293
	NEW YORK - NL	1-1	4.05	2	1	0	0	0	6.2	10	6	3	0	2	2	3	0	0	.345
2022	Brooklyn	0-0	7.50	3	0	0	0	0	6.0	6	5	5	3	1	3	8	0	0	.273
	Binghampton	1-1	4.55	14	3	0	0	2	31.2	33	20	16	7	4	10	34	1	0	.260
	Syracuse	2-1	8.27	7	3	0	0	0	16.1	25	15	15	3	0	7	15	0	0	.357
Major League - 3 years		5-7	6.05	21	19	0	0	0	96.2	91	72	65	19	7	45	98	5	0	.246
Minor League - 8 years		29-30	4.01	133	91	2	1	4	549.2	534	268	245	58	31	168	581	31	4	.253

Career Single-Game Bests			
Low-Hit Complete Game:	---	Most Strikeouts:	10, September 26, 2019 at MIA
Most Innings Pitched Starter:	7.0, (2x), last, June 18, 2019 at STL	Most Walks:	4, (3x), last, August 24, 2019 vs. PHI
Most Innings Pitched Reliever:	2.2, (2x), last, May 5, 2021 at STL	Longest Winning Streak:	4 games, June 12 - July 16, 2019
Most Earned Runs Allowed:	12, September 9, 2020 at ATL	Longest Losing Streak:	6 games, July 21, 2019 - August 17, 2020

Career Fielding Record							
Position	PCT	G	PO	A	E	TC	DP
Pitcher	.867	21	5	8	2	15	1

- ### Career Transactions
- June 7, 2014: Drafted by the Milwaukee Brewers in the 12th round of the 2014 amateur draft. Player signed June 18, 2014.
 - January 25, 2018: Traded by the Milwaukee Brewers with Lewis Brinson, Isan Diaz and Monte Harrison to the Miami Marlins for Christian Yelich.
 - February 1, 2021: Traded by the Miami Marlins to the New York Mets for Federico Polanco (minors).
 - January 23, 2023 Signed as a Free Agent with the Los Angeles Dodgers.

- ### Injured List
- August 25 - November 11, 2019 (right forearm soreness)
 - May 25 - Sept. 17, 2021 (right shoulder soreness)



Bradley ZIMMER

OF | 12

@b_zimmer5

Bats: Left **Throws:** Right**Height:** 6-4 **Weight:** 185**Opening Day Age:** 30**Born:** November 27, 1992 in San Francisco, CA**Resides:** Los Angeles, CA**Acquired:** Signed as a free agent on December 17, 2022**ML Service:** 4.077**ML Debut:** May 16, 2017

Career Highlights

- * - Southern California native owns a .213/.298/.333 slashline in 372 Major League games with 34 doubles, three triples, 21 home runs, 91 RBI, and 42 steals in parts of six season with Cleveland (2017), Philadelphia (2022) and Toronto (2022)
- * Homered off his brother, Kyle, on Sept. 27, 2021 vs. KC, becoming the fourth player to homer off a sibling in MLB history and the first since 1976 (Phil/Joe Niekro)
- * Named to his first Opening Day roster and started in center field on March 29, 2018 at Seattle
- * Made his Major League debut with Cleveland on May 16, 2017 vs. Tampa Bay (0-for-3) but collected his first MLB hit and RBI the following day off Tampa's Alex Cobb...homered later in the game off Alex Colome
- * Smashed his first career grand slam on July 26, 2017 off LA Angels RHP Jesse Chavez in the second inning
- * Strong outfielder has a .271/.374/.827 career slashline in 379 career Minor League games, totaling 237 runs, 80 doubles, 15 triples, 47 home runs and 187 RBI...has stolen 113 bases
- * Accumulated a host of distinctions at the Minor League level: MiLB Organization All-Star (2015, 2016), Baseball America High Class-A All-Star (2015), AFL All-Prospect Team (2016), AFL Rising Stars (2016), Futures Game (2015), Mid-Season All-Star (EAS League: 2016, CAR League: 2015), and Player of the Week (NYP: 2014, CAR: April 2015, May 2015, EAS League: Aug. 2015)
- * Drafted in the first round of the 2014 Draft by the Cleveland Indians out of the University of San Francisco

Year-By-Year

2022

- Played majority of the season with Toronto, batting .101/.200/.213 over 100 games totaling four doubles, two homers, and five RBI...stole three bases
- Appeared in just nine games for Philadelphia, hitting .250 (4-for-9) with four runs and a double...played all nine games in center field, starting five contests
- With Toronto, appeared in center field for 88 games (21 starts), committing just one error over 306.2 innings...also started two games in right field, logging 15.0 innings without committing an error
- Smashed his two home runs on April 22 at HOU and July 2 vs. TB...went a combined 2-for-7 with two runs and three RBI over the two matchups
- Was traded from Cleveland to Toronto for RHP Anthony Castro as the season began...was later designated for assignment and claimed by Philadelphia on August 18

Hit .333 with the bases loaded...batted a .286/.474/.571 slashline in the seventh inning, collecting two RBI...hit two doubles on May 20 vs. CIN, going 2-for-3 with a run en route to Toronto's 2-1 victory over Cincinnati...stole two bases: April 26 vs. BOS and Sept. 24 at TB...collected a season-high four hits on three separate occasions: April 22 at HOU, May 20 vs. CIN and July 2 vs. TB

2021

- Started the year with Triple-A Columbus and spent the last four months with Cleveland
- Hit .267 (16-for-60) over 18 games with Triple-A Columbus (.780 OPS) prior to his May 27 recall, spending the remainder of the season in Cleveland

- With Cleveland, slashed .227/.325/.344 with nine doubles, eight homers and 35 RBI in 99 games...stole 15 bases, his second-best mark at the Major League level
- Appeared in 54 games combined in center field (45 starts), 43 games in RF (37 GS) and 3 games in LF (2 GS) and was credited with 3 defensive runs saved (led club with 760 innings in OF)
- Hit the longest two home runs of the season by a Cleveland batter, a 471-foot shot on Aug. 9 vs. Cincinnati and a 465-foot shot on Aug. 26 vs. Texas
- Homered off his brother, Kyle, on Sept. 27 vs. KC, becoming the fourth player to homer off a sibling in MLB history and the first since 1976 (Phil/Joe Niekro)
- Hit second career leadoff HR, July 18 at Oakland...was tied for fourth in the A.L. with 15 HBP
- Enjoyed a hot stretch around the All-Star break, batting .293 (27-for-92) with 4 2B, 5 HR and 13 RBI from July 8-August 16 before struggling down the stretch, batting .171 (14-for-82) after Aug. 31 to end the season (last 26 G).

2020

- Split the season between Cleveland and the Lake County Alternate Training Site
- Made his second Opening Day roster and remained with the club thru Aug. 21...Was on option from Aug. 22-end of season but was a member of the club's 28-man AL Wild Card roster vs. NYY (did not appear)
- Made four starts in LF (8 G), six starts in CF (7 G) and three starts in RF (7 G) during the year
- Reached safely via hit or walk in 12 of his 13 starts...was 2-for-15 with runners on for the year and posted a .386 on-base% vs. RHP (7 BB, 5HP)...was 1-for-20 in last 12 games prior to option.

2019

- Spent the first five and a half months of the season on the Injured List rehabbing from July 2018 right shoulder surgery and a Spring Training right oblique strain
- Was recalled to Cleveland on September 13, spending the last two weeks of the campaign in a bench role
- In 15 regular season Minor League games, batted .372 (16-for-43) with 3 2B, 3 HR, 7 RBI, 8 runs and 3 steals... He also played in all seven Columbus postseason contests and blasted a three-run home run in the International League title-clinching game
- With Cleveland, made five appearances and two starts in the outfield (4 games RF, 2 games CF) and was utilized as a pinch-runner and pinch-hitter, making 9 total appearances with Cleveland in September

2018

- Made his first Opening Day roster and start in center field on March 29 at Seattle but had his year cut short due to a season-ending shoulder surgery in July
- Made 29 starts in center field (34 games) and batted a .226/.281/.330 slashline in 34 games...struck out 44 times and walked seven
- Belted two homers, both against LHP, recording a season OPS of .770 against lefties
- Suffered a rib and chest contusion colliding with the outfield wall in New York-AL on May 5 and eventually landed on the 10-day Disabled List (first time), May 12-31
- Rehabbed with Double-A Akron and Triple-A Columbus and was activated from the DL on June 1, appearing in 2 games before being optioned to Triple-A Columbus on June 5

Batted .257 (18-for-70) in April with nine runs in 23 games...recorded a season-high three hits twice, the last coming on April 24 vs. Chicago-NL... Season came to a halt after suffering a right shoulder injury during pre-game batting drills in Columbus on June 11...Originally diagnosed as a shoulder strain, Bradley was shutdown for a month before undergoing season-ending arthroscopic surgery on July 20 to repair of torn labrum in his right shoulder in Dallas, TX (Dr. Keith Meister)...Rehab from the procedure back to full baseball activities is 8-to-12 months.

2017

- Enjoyed a solid rookie campaign with Cleveland, spending the last four and a half months at the Major League level after being promoted from Triple-A Columbus on May 16...entered the year rated the top prospect in the organization (22nd in all of MLB)
- Finished the year 15th among American League rookie batters in OPS (.692) and tied for 11th among A.L. outfielders in assists (8), recorded a defensive runs saved metric of 4 and did not make an error in 176 total chances...was 18th in the entire AL in steals
- Made his Major League debut on May 16 vs. Tampa Bay (0-for-3) and collected his first MLB hit & RBI the following day off Tampa's Alex Cobb...Homered later in the game off Alex Colome, his first of eight homers on the year
- Roped his first career grand slam on July 26 off LA Angels RHP Jesse Chavez in the second inning
- Stole 18 bases in 19 attempts (94.7%), the 2nd-highest theft percentage in the American League and 4th-best in club history...
- Regular season ended on September 10, fracturing the 4th metacarpal on his left hand sliding into first base in the 7th inning vs. Baltimore, undergoing surgery on Sept. 12 in New York City (Dr. Thomas Graham) to fixate the bone
- With Triple-A Columbus, batted .294 (37-for-126) with 22 runs scored, 9 steals, 11 doubles, 2 triples, 5 home runs and 14 RBI in 33 games (.371/.532/.902), hitting safely in his last 8 games (.419, 13/31)...at the time of his promotion was leading the organization with 22 runs and 18 extra base hits and ranked T-2nd in the International League with 18 extra base hits, 5th in both steals (9) and total bases (67), 6th in slugging pct. (.532) and 10th in OPS (.902)

Made 73 starts in center field (97 games)... Batted .240 (35/146) with runners on base for the season...Hit .306 (11/36) in his first 14 games with Cleveland (thru May 31) with 4 2B, 2HR & 8 RBI and thru games of July 27 was hitting .281 (55/196) with 12 2B, 13B, 7 HR & 35 RBI over his first 62 games...From August 1-end of the season he batted .143 (13/91) with 3 2B, 1 3B & 0 RBI over his final 35 games...Endured an 0-for-37 skid, Aug. 1-17, the longest hitless stretch by an Guardians batter in 2017.

2016

- Split his time between Double-A Akron and Triple-A Columbus, posting a combined .250/.365/.425 slashline with 25 doubles, a career-high six triples and 15 home runs...had 62 RBI with 171 strikeouts against 77 walks
- His 38 stolen bases were the second-highest mark of his career (44 SB, 2015)
- Played right field for nine games and 112 games in center field...committed three errors in center field

2015

- Played for both Advanced-A Lynchburg and Double-A Akron, was promoted on July 14
- Combined to post a .273/.368/.446 slashline with .814 OPS for 26 doubles, four triples, 16 home runs, and 63 RBI for 84 total runs
- Stole a career-high 44 bases and totaled 211 bases in 549 plate appearances...also a career-high
- Started 83 games in center field and 22 games in right field...delivered eight assists, committed only four errors and totaled 264 put-outs

2014

- Split his time between Short-A Mahoning and Mid-A Lake County...played in 45 games with Mahoning and three games with Lake County
- Put out a combined .302/.400/.492 slashline with 12 doubles, six home runs, and 32 RBI with 36 runs over 48 total games
- Played 43 games in center field, starting all 43 contests...committed three errors in 377.0 innings for 101 put-outs

Personal

Bradley Clarke Zimmer...Attended La Jolla High School and played three years of collegiate baseball at the University of San Francisco...Hit .368 with 10 2B, 7 3B, 7 HR and 31 RBI for the Dons as a junior during the 2014 season (.461 on-base pct., 21SB)...Two-time All-West Coast Conference member...Named a 2014 preseason All-American selection by Louisville Slugger, Baseball America and Perfect Game USA and was one of 30 finalists for the Golden Spikes Award...Entering the draft he was rated the 14th-best prospect and best athlete in the country according to Baseball America...Ranked the 10th-best prospect in the 2014 MLB Draft by MLB.com...His brother, Kyle, was KC's first-round pick in the 2012 June Draft and made his MLB debut in 2019...Nickname is "Machine."

Career Batting Record

Year	Team	AVG	G	AB	R	H	2B	3B	HR	RBI	SH	SF	HBP	BB	SO	SB	CS	OBP	SLG	E
2014	Mohaning Valley	.304	45	168	32	51	11	2	4	30	0	1	9	19	30	11	4	.401	.464	3
	Lake County	.273	3	11	4	3	1	0	2	2	0	0	0	2	3	1	0	.385	.909	0
2015	Lynchburg	.308	78	286	60	88	17	3	10	39	0	2	10	37	77	32	5	.403	.493	3
	Arkansas	.219	49	187	24	41	9	1	6	24	0	1	8	18	54	12	2	.313	.374	1
2016	Arkansas	.253	93	340	57	86	20	6	14	53	3	0	8	56	115	33	13	.371	.471	3
	Columbus	.242	37	128	18	31	5	0	1	9	1	0	0	21	56	5	1	.349	.305	0
2017	Columbus	.294	33	126	22	37	11	2	5	14	1	1	2	14	43	9	3	.371	.532	0
	CLEVELAND	.241	101	299	41	72	15	2	8	39	0	3	4	26	99	18	1	.307	.385	0
2018	Akron	.333	2	3	2	1	0	0	0	0	0	0	2	2	2	0	0	.714	.333	0
	Columbus	.148	6	27	1	4	0	0	1	1	0	0	0	1	11	1	0	.179	.259	0
	CLEVELAND	.226	34	106	14	24	5	0	2	9	1	0	0	7	44	4	1	.281	.330	0
2019	AZL Indians	.500	2	4	1	2	0	0	1	2	0	0	0	0	1	0	0	.500	1.250	0
	Akron	.308	4	13	2	4	2	0	1	3	0	0	0	0	4	0	0	.308	.692	0
	Columbus	.364	6	22	5	8	1	1	1	2	1	0	0	3	6	2	0	.440	.636	0
	CLEVELAND	.000	9	13	1	0	0	0	0	0	0	0	0	1	7	0	0	.071	.000	0
2020	CLEVELAND	.162	20	37	3	6	0	0	1	3	0	1	5	7	14	2	1	.360	.243	2
2021	Columbus	.267	18	60	9	16	3	0	1	8	0	0	5	10	26	4	2	.413	.367	0
	CLEVELAND	.227	99	299	44	68	9	1	8	35	0	4	15	30	122	15	3	.325	.344	1
2022	PHILADELPHIA	.250	9	16	4	4	1	0	0	0	0	0	0	4	0	0	0	.250	.313	1
	TORONTO	.101	100	89	14	9	4	0	2	5	1	0	6	5	41	3	2	.200	.213	1
Major League - 6 years		.213	372	859	121	183	34	3	21	91	1	8	31	76	332	42	8	.298	.333	5
Minor League - 8 years		.271	279	1379	237	374	80	15	47	187	6	5	45	185	427	113	30	.374	.453	10

Career Single-Game Bests

Most Hits: 3, (5x), last, July 18, 2021 at OAK

Most RBI: 4, (3x), last, July 25, 2017 vs. LAA

Most Home Runs: 1, (21x), last April 22, 2022 vs. TOR

Most Runs Scored: 3, September 27, 2021 vs. KC

Most Stolen Bases: 2, (2x), last, October 3, 2021 at TEX

Most Walks: 3, May 3, 2018 vs. TOR

Longest Hitting Streak: 5 games, (2x), last, April 11 - 18, 2018

Grand Slams: ---

Career Fielding Record

Position	PCT	G	PO	A	E	TC	DP
Left Field	.923	12	0	1	13	0	
Center Field	.994	477	13	3	493	2	
Right Field	.989	91	0	1	92	0	

Career Transactions

- June 5, 2014: Drafted by the Cleveland Indians in the 1st round (21st pick) of the 2014 amateur draft. Player signed June 17, 2014.
- April 8, 2022: Traded by the Cleveland Guardians to the Toronto Blue Jays for Anthony Castro.
- August 18, 2022: Selected off waivers by the Philadelphia Phillies from the Toronto Blue Jays.
- August 29, 2022: Selected off waivers by the Toronto Blue Jays from the Philadelphia Phillies.
- December 17, 2022: Signed as a Free Agent with the Los Angeles Dodgers.

Injured List


- May 12 - June 5, 2018 (left rib contusion)
- March 25 - June 15, 2019 (right shoulder surgery)

2023 Spring TRAINING

YOUR HOME FOR
GAMES & COVERAGE



TO FIND YOUR CHANNEL, VISIT
FINDMLBNETWORK.COM



OPPONENTS



HERE
TO PLAY
LA

Colorado Rockies

Coors Field (1995) | 2001 Blake St. | Denver, CO 80205 | (303) 292-0200

General Manager Bill Schmidt
 Manager Bud Black (7th season w/ COL, 417-453)



Year-By-Year Series Results (1993-2022)

Year	Home	Road	Totals	Year	Home	Road	Totals	Year	Home	Road	Totals
1993	3-4	3-3	6-7	2004	6-3	5-5	11-8	2015	7-3	4-5	11-8
1994	1-2	5-2	6-4	2005	5-4	3-7	8-11	2016	8-2	4-5	12-7
1995	4-3	5-1	9-4	2006	8-2	7-2	15-4	2017	4-5	5-5	9-10
1996	4-2	3-4	7-6	2007	4-5	2-7	6-12	2018	7-3	6-4	13-7
1997	2-4	5-1	7-5	2008	5-4	5-4	10-8	2019	8-1	7-3	15-4
1998	3-3	3-3	6-6	2009	7-2	7-2	14-4	2020	4-2	3-1	7-3
1999	2-4	3-4	5-8	2010	5-4	6-3	11-7	2021	6-3	7-3	13-6
2000	5-1	4-3	9-4	2011	6-3	3-6	9-9	2022	6-3	5-5	11-8
2001	6-4	5-4	11-8	2012	7-2	3-6	10-8				
2002	7-2	5-5	12-7	2013	4-6	5-4	9-10				
2003	8-2	4-5	12-7	2014	7-2	6-4	13-6				

All-Time Series

All-Time Series Record
 296-206
 At Coors Field
 130-111
 At Dodger Stadium
 159-90

2023 Schedule

Dates	Site
4/2-3	LA
6/27-29	COL
8/10-13	LA
9/26-28	COL

Series Facts

Last Dodger 3-Game Sweep, at LA July 4-6, 2022
 Last Dodger 4-Game Sweep, at LA Sept. 22-25, 2016
 Last Dodger 3-Game Sweep, at COL April 5-7, 2019
 Last Dodger 4-Game Sweep, at COL Never Accomplished
 Last Colorado 3-Game Sweep, at LA Sept. 25-27, 2007
 Last Colorado 4-Game Sweep, at LA Sept. 7-10, 2017
 Last Colorado 3-Game Sweep, at COL Aug. 10-12, 2018
 Last Colorado 4-Game Sweep, at COL Sept. 18 (1)-20, 2007

Most Runs Scored vs. COL 22, July 21, 2001 at COL
 Most Runs Allowed vs. COL 18, Sept. 17, 1999 at COL
 Largest Margin of Victory 15, July 21, 2001 at COL (22-7)
 Largest Margin of Defeat 14, Sept. 17, 2014 at COL (16-2)
 Longest Winning Streak 12 games, Sept. 9, 2018 - June 27, 2019
 Longest Losing Streak 7 games, Sept. 18-27, 2007
 Last Doubleheader Aug. 31, 2016

Miami Marlins

Marlins Park (2012) | 501 Marlins Way | Miami, FL 33125 | (305) 480-1300

General Manager Kim Ng
 Manager Skip Schumaker (1st season w/MIA, 0-0)



Year-By-Year Series Results (1998-2022)

Year	Home	Road	Totals	Year	Home	Road	Totals
1993	3-3	4-2	7-5	2014	2-1	1-2	3-3
1994	2-1	1-2	3-3	2015	2-1	2-1	4-2
1995	2-2	5-1	7-3	2016	0-4	1-2	1-6
1996	5-2	2-4	7-6	2017	3-1	3-0	6-1
1997	4-2	0-5	4-7	2018	1-2	1-2	2-4
1998	1-2	4-2	5-4	2019	3-0	2-1	5-1
1999	2-4	0-3	2-7	2021	2-1	1-3	3-4
2000	3-0	4-2	7-2	2022	3-0	3-1	6-1
2001	3-1	2-1	5-2				
2002	2-1	1-2	3-3				
2003	3-0	2-2	5-2				
2004	1-2	2-1	3-3				
2005	1-2	1-3	2-5				
2006	2-1	3-0	5-1				
2007	1-2	2-2	3-4				
2008	1-3	3-0	4-3				
2009	1-2	2-1	3-3				
2010	1-2	1-2	2-4				
2011	2-1	1-2	3-3				
2012	2-1	2-1	4-2				
2013	2-1	3-1	5-2				

All-Time Series

All-Time Series Record
 119-96
 At Marlins Park
 19-14
 At Dodger Stadium
 60-45

Postseason

NA

2023 Schedule

Dates	Site
8/17-20	LA
9/5-7	MIA

Series Facts

Last Dodger 3-Game Sweep, at LA August 19-21, 2022
 Last Dodger 4-Game Sweep, at LA Never Accomplished
 Last Dodger 3-Game Sweep, at FLA/MIA July 14-16, 2017
 Last Dodger 4-Game Sweep, at FLA/MIA Never Accomplished
 Last Marlins 3-Game Sweep, at LA Never Accomplished
 Last Marlins 4-Game Sweep, at LA April 25-28, 2016
 Last Marlins 3-Game Sweep, at FLA/MIA Sept. 6-8, 1999
 Last Marlins 4-Game Sweep, at FLA/MIA Never Accomplished

Most Runs Scored vs. FLA/MIA 15, August 13, 2019 at MIA
 Most Runs Allowed vs. FLA/MIA 15, Aug. 16, 2006 at LA
 Largest Margin of Victory 14, August 13, 2019 at MIA (15-1)
 Largest Margin of Defeat 11, Aug. 16 at LA (4-15)
 Longest Winning Streak 6 games (3x), May 18, 2018 - August 14, 2019
 Longest Losing Streak 5 games, April 25 - Sept. 9, 2016
 Last Doubleheader None

Milwaukee Brewers

Miller Park (2001) | One Brewers Way | Milwaukee, WI 53214 | (414) 902-4400

President, Baseball Operations Matt Arnold
 Manager Craig Counsell (8th season w/ MIL, 615-555)



Year-By-Year Series Results (1993-2022)

Year	Home	Road	Totals	Year	Home	Road	Totals	Year	Home	Road	Totals
1998	4-2	1-2	5-4	2009	1-2	2-1	3-3	2021	3-0	1-3	4-3
1999	2-1	5-1	7-2	2010	1-2	3-0	4-2	2022	2-2	2-1	4-3
2000	1-2	2-2	3-4	2011	1-1	1-3	2-4				
2001	3-0	2-1	5-1	2012	1-2	0-4	1-6				
2002	3-0	2-1	5-1	2013	2-1	2-1	4-2				
2003	1-2	3-0	4-2	2014	0-3	1-2	1-5				
2004	2-1	1-2	3-3	2015	2-1	2-2	4-3				
2005	3-1	2-0	5-1	2016	3-1	2-1	5-2				
2006	3-0	1-2	4-2	2017	1-2	2-1	3-3				
2007	2-1	1-2	3-3	2018	2-2	2-1	4-3				
2008	2-1	2-1	4-2	2019	1-2	3-1	4-3				

All-Time Series

All-Time Series Record
 91-67
 At Miller Park
 38-29
 At Dodger Stadium
 45-33

Postseason

2018 NLCS W, 4-3
 2020 NLWC W, 2-0

2023 Schedule

Dates	Site
5/8-10	MIL
8/15-17	LA

Series Facts

Last Dodger 3-Game Sweep, at LA October 1-3, 2021
 Last Dodger 4-Game Sweep, at LA Never Accomplished
 Last Dodger 3-Game Sweep, at MIL Aug. 24-26, 2010
 Last Dodger 4-Game Sweep, at MIL Never Accomplished
 Last Milwaukee 3-Game Sweep, at LA Aug. 15-17, 2014
 Last Milwaukee 4-Game Sweep, at LA May 28-31, 2012
 Last Milwaukee 3-Game Sweep, at MIL Never Accomplished
 Last Milwaukee 4-Game Sweep, at MIL Never Accomplished

Most Runs Scored vs. MIL 21, Aug. 2, 2018 vs. MIL
 Most Runs Allowed vs. MIL 11, 2x, last: May 5, 2010 vs. MIL
 Largest Margin of Victory 16, Aug. 2, 2018 vs. MIL (21-5)
 Largest Margin of Defeat 9, Sept. 6, 2006 at MIL (0-9)
 Longest Winning Streak 6 games, 2x, last: May 4, 2005-Sept. 6, 2006
 Longest Losing Streak 4 games, May 28-31, 2012
 Last Doubleheader None

New York Mets

Citi Field (2009) | 126th Street | Flushing, NY 11368 | (718) 507-METS

General Manager Billy Eppler
 Manager Buck Showalter (2nd season w/ NYM, 101-61)



Year-By-Year Series Results (1998-2022)

Year	Home	Road	Totals	Year	Home	Road	Totals	Year	Home	Road	Totals
1962	8-1	8-1	16-2	1983	3-2	4-3	7-5	2004	1-2	2-1	3-3
1963	8-1	8-1	16-2	1984	2-4	1-5	3-9	2005	2-1	1-2	3-3
1964	8-1	7-2	15-3	1985	3-3	4-2	7-5	2006	1-2	2-2	3-4
1965	6-3	6-3	12-6	1986	2-4	1-5	3-9	2007	4-3	1-2	5-5
1966	7-2	5-4	12-6	1987	3-3	3-3	6-6	2008	2-1	1-3	3-4
1967	7-2	5-4	12-6	1988	0-6	1-4	1-10	2009	3-0	2-1	5-1
1968	3-6	4-5	7-11	1989	2-4	3-3	5-7	2010	3-1	0-3	3-4
1969	4-2	0-6	4-8	1990	3-3	2-4	5-7	2011	1-3	1-2	2-5
1970	4-2	3-3	7-5	1991	4-2	3-3	7-5	2012	1-3	3-0	4-3
1971	3-3	2-4	5-7	1992	4-2	1-5	5-7	2013	3-0	2-1	5-1
1972	4-2	3-3	7-5	1993	4-2	4-2	8-4	2014	2-1	2-1	4-2
1973	4-2	3-3	7-5	1994	4-2	2-4	6-6	2015	1-2	2-2	3-4
1974	3-3	2-4	5-7	1995	3-3	3-3	6-6	2016	2-2	2-1	4-3
1975	2-4	4-2	6-6	1996	4-2	4-2	8-4	2017	4-0	3-0	7-0
1976	4-2	3-3	7-5	1997	3-3	3-2	6-5	2018	1-2	3-0	4-2
1977	5-1	3-3	8-4	1998	1-3	2-2	3-5	2019	3-1	2-1	5-2
1978	4-2	3-3	7-5	1999	1-3	3-1	4-4	2021	3-1	3-0	6-1
1979	6-0	3-3	9-3	2000	3-3	1-2	4-5	2022	2-2	1-2	3-4
1980	5-1	2-4	7-5	2001	1-2	1-2	2-4				
1981	3-0	2-1	5-1	2002	1-2	3-0	4-2				
1982	3-3	3-3	6-6	2003	1-2	2-1	3-3				

All-Time Series

All-Time Series Record
 355-277-1
 At Citi Field
 26-14
 At Dodger Stadium
 192-130

Postseason

1988 NLCS W, 4-3
 2006 NLCS L, 0-3
 2015 NLDS L, 2-3

2023 Schedule

Dates	Site
4/17-19	LA
7/14-16	NYM

Series Facts

Last Dodger 3-Game Sweep, at LA Aug. 12-14, 2013
 Last Dodger 4-Game Sweep, at LA June 19-22, 2017
 Last Dodger 3-Game Sweep, at NY August 13-15, 2021
 Last Dodger 4-Game Sweep, at NY Aug. 16-18 (2), 1963
 Last New York 3-Game Sweep, at LA Aug. 28-30, 1989
 Last New York 4-Game Sweep, at LA Never Accomplished
 Last New York 3-Game Sweep, at NY April 27-28, 2010
 Last New York 4-Game Sweep, at NY Never Accomplished

Most Runs Scored vs. NY 17, 2x, last: May 14, 1962 at NYM
 Most Runs Allowed vs. NY 15, July 25, 2015 at NYM
 Largest Margin of Victory 14, July 14, 1962 at NY (17-3)
 Largest Margin of Defeat 13, July 25, 2015 at NYM (2-15)
 Longest Winning Streak 11 games, Jul 31, 1963-May 21, 1964
 Longest Losing Streak 9 games, May 18, 1986-Aug. 30, 1986
 Last Doubleheader April 27, 2010

Baltimore Orioles

Camden Yards | 333 W Camden St, Baltimore, MD 21201 | (410) 685-9800

Executive Vice President, Baseball Operations & GM Mike Elias
 Manager Brandon Hyde (6th season w/ BAL, 214-333)



Series Facts

All-Time Series Record 9-6	All-Time Playoff Record NA
At Camden Yards 5-4	At Dodger Stadium 4-2
Last Meeting at BAL 2019	Last Meeting in LA 2016

2023 Schedule

Dates	Site
7/17-19	BAL

Boston Red Sox

Fenway Park 4 Jersey St, Boston, MA 02215 | (877) 733-7699

Chief Baseball Officer Chaim Bloom
 Manager Alex Cora (5th season w/ BOS, 362-286)



Series Facts

All-Time Series Record 9-9	All-Time Playoff Record 1-4
At Guarantee Rate Field 3-6	At Dodger Stadium 6-3
Last Meeting at CWS 2019	Last Meeting in LA 2016

2023 Schedule

Dates	Site
8/25-27	BOS

Chicago White Sox

Guaranteed Rate Field | 333 W 35th St, Chicago, IL 60616 | (312) 674-1000

General Manager Rick Hahn
 Manager Pedro Grifol (1st season w/ CWS)



Series Facts

All-Time Series Record 13-15	All-Time Playoff Record NA
At Guarantee Rate Field 6-8	At Dodger Stadium 7-7
Last Meeting at CWS 2022	Last Meeting in LA 2017

2023 Schedule

Dates	Site
6/13-15	LA

Cleveland Guardians

Progressive Field (1994) | 2401 Ontario St, Cleveland, OH 44115 | (216) 420-4487

President, Baseball Operations Chris Antonetti
 Manager Terry Francona (11th season w/ CLE, 845-671)



All-Time Series Record 8-7	All-Time Playoff Record NA
At Progressive Field 5-1	At Dodger Stadium 3-6
Last Meeting at CLE 2017	Last Meeting in LA 2022

Dates	Site
8/22-24	LA

Detroit Tigers

Comerica Park (2000) | 2100 Woodward Ave, Detroit, MI 48201 | (313) 962-4000

President, Baseball Operations Scott Harris
 Manager A.J. Hinch (3rd season w/ DET, 143-181)



All-Time Series Record 14-11	All-Time Playoff Record NA
At Comerica Park 5-6	At Dodger Stadium 9-5
Last Meeting at DET 2017	Last Meeting in LA 2022

Dates	Site
9/18-20	LA

Houston Astros

Minute Maid Park | 501 Crawford St, Houston, TX 77002 | (713) 259-8000

General Manager Dana Brown
 Manager Dusty Baker (4th season w/ HOU, 230-154)



Series Facts

All-Time Series Record394-328	All-Time Playoff Record NA
At Minute Maid Park 22-25	At Dodger Stadium 220-148
Last Meeting at CWS 2021	Last Meeting in LA 2021

2023 Schedule

Dates	Site
6/23-25	LA

Kansas City Royals

Kauffman Stadium (1973) | 1 Royal Way, Kansas City, MO 64129 | (816) 921-8000

Executive Vice President and General Manager J.J. Picollo
 Manager Matt Quatraro (1st season w/ KC)



Series Facts

All-Time Series Record9-6	All-Time Playoff Record NA
At Kaufmann Stadium 4-5	At Dodger Stadium 5-1
Last Meeting at TEX 2022	Last Meeting in LA 2017

2023 Schedule

Dates	Site
6/30-7/2	KC

Los Angeles Angels

Angel Stadium (1966) | 2000 E. Gene Autry Way | Anaheim, CA 92806 | (714) 940-2000

General Manager Perry Minasian
 Manager Phil Nevin (2nd season w/ LAA, 46-60)



Series Facts

All-Time Series Record65-73	All-Time Playoff Record NA
At Angel Stadium 28-42	At Dodger Stadium 39-21
Last Meeting at DET 2022	Last Meeting in LA 2022

2023 Schedule

Dates	Site
7/7-8	LA

Minnesota Twins

Target Field (2010) | 1 Twins Way, Minneapolis, MN 55403 | (612) 338-9467

President, Baseball Operations Derek Falvey
 Manager Rocco Baldelli (5th season w/ MIN, 288-254)



Series Facts

All-Time Series Record13-6	All-Time Playoff Record NA
At Target Field 6-5	At Dodger Stadium 7-1
Last Meeting at MIN 2022	Last Meeting in LA 2022

2023 Schedule

Dates	Site
5/15-17	LA

New York Yankees

Yankee Stadium (2009) | 1 E 161 St, The Bronx, NY 10451 | (718) 293-4300

President, Baseball Operations Brian Cashman
 Manager Aaron Boone (6th season w/ NYY, 427-281)



Series Facts

All-Time Series Record 8-8	All-Time Playoff Record 10-22
At Yankee Stadium 3-3	At Dodger Stadium 5-5
Last Meeting at NYY 2016	Last Meeting in LA 2019

2023 Schedule

Dates	Site
6/2-4	LA

Oakland A's

RingCentral Coliseum (1966) | 7000 Joe Morgan Wy, Oakland, CA 94621 | (510) 569-2121

General Manager David Forst
 Manager Mark Kotsay (2nd season w/ HOU, 60-102)



Series Facts

All-Time Series Record16-23	All-Time Playoff Record 5-5
At Coliseum.....5-16	At Dodger Stadium 11-7
Last Meeting at OAK2022	Last Meeting in LA 2021

2023 Schedule

Dates	Site
8/1-3	LA

Seattle Mariners

T-Mobile Park (1999) | 1250 1st Ave S, Seattle, WA 98134 | (206) 346-4000

President of Baseball Operations Jerry Dipoto
 Manager Scott Servais (8th season w/ SEA, 528-504)



Series Facts

All-Time Series Record23-16	All-Time Playoff Record NA
At T-Mobile Park 9-9	At Dodger Stadium 14-7
Last Meeting at SEA 2021	Last Meeting in LA 2021

2023 Schedule

Dates	Site
9/15-17	SEA

Tampa Bay Rays

Tropicana Field (1998) | 1 Tropicana Dr., St. Petersburg, FL 33705 | (727) 825-3137

President, Baseball Operations Erik Neander
 Manager Kevin Cash (9th season w/ TB, 640-554)



Series Facts

All-Time Series Record10-7	All-Time Playoff Record 4-2
At Tropicana Field 5-5	At Dodger Stadium 5-2
Last Meeting at TB2019	Last Meeting in LA 2016

2023 Schedule

Dates	Site
5/26-28	TB

Texas Rangers

Globe Life Field (2020) | 734 Stadium Dr, Arlington, TX 76011 | (817) 533-1972

Executive Vice President & General Manager Chris Young
 Manager Bruce Bochy (1st season w/ TEX)



Series Facts

All-Time Series Record20-13	All-Time Playoff Record NA
At Globe Life Field 11-7	At Dodger Stadium 7-1
Last Meeting at TEX 2020	Last Meeting in LA 2022

2023 Schedule

Dates	Site
7/21-23	TEX

Toronto Blue Jays

Rogers Centre (1989) | 1 Blue Jays Way, Toronto, ON M5V 1J1 | (416) 341-1000

Executive Vice President, Baseball Operations & GM Ross Atkins
 Manager John Schneider (2nd season w/ TOR, 46-28)



Series Facts

All-Time Series Record14-7	All-Time Playoff Record NA
At Rogers Centre 3-3	At Dodger Stadium 6-3
Last Meeting at TOR2016	Last Meeting in LA2019

2023 Schedule

Dates	Site
7/24-26	LA

Last Trade With Each MLB Club

TEAM	RECEIVED	TRADED	DATE	TEAM	RECEIVED	TRADED	DATE
Arizona	Jon Garland	Tony Abreu	8/31/09	Milwaukee	Corey Knebel	PTBNL/Cash	12/2/20
Atlanta	Adam McCreery	Cash	11/28/18	Minnesota	Andrew Vasquez	Stevie Berman	8/31/21
Baltimore	Manny Machado	Zach Pop	7/18/18	New York-AL	Scott Proctor	Wilson Betemit	7/31/07
		Rylan Bannon		New York-NL	Joey Gallo	Clayton Beeter	8/2/22
		Yusniel Diaz		Oakland	Yonny Hernandez	Money	12/15/22
		Breyvic Valera		Philadelphia	Garrett Cleavinger		12/29/20
		Dean Kremer		Pittsburgh	David Freese	Jesus Valdez	8/31/18
Boston	Mookie Betts, David Price, Cash	Alex Verdugo, Connor Wong, Jeter Downs	2/10/20	St. Louis	Jedd Gyrko, Cash, Int. Bonus Slot	Jeffrey Abreu, Tony Cingrani	7/31/19 4/1/18
				San Diego	Yasmani Grandal, Joe Wieland, Zach Eflin	Matt Kemp, Tim Federowicz, cash	12/18/14
Chicago-AL	Jake Peter	Three-team trade w/KC	1/4/2018				
Chicago-NL	Chris Martin	Zach McKinstry	7/30/22	San Francisco	Mark Sweeney	Travis Denker	8/9/07
Cincinnati	Jeter Downs, Josiah Gray, Homer Bailey	Matt Kemp, Yasiel Puig, Kyle Farmer, Alex Wood, Cash	12/21/18	Seattle	Cash	Jake Lamb	8/2/22
				Texas	Yu Darvish	Willie Calhoun, Brandon Davis AJ Alexy	7/31/17
Cleveland	PTBNL/Cash	Carlos Frias	1/30/17	Tampa Bay	J.P. Foyereisen	Jeff Belge	12/14/22
Colorado	Juan Nicasio	Noel Cuevas	11/24/14	Toronto	Nick Frasso, Moises Brito	Mitch White	8/2/22
Detroit	Cody Ross	Steve Colyer	4/1/04	Washington	Trea Turner, Max Scherzger	Josiah Gray, Keibert Ruiz Donovan Casey, Gerardo Carrillo	7/30/21
Houston	Tyler White	Andre Scrubb	7/25/19				
Kansas City	Danny Duffy	PTBNL	7/29/21				
Los Angeles-AL	Howie Kendrick	Andrew Heaney	12/10/14				
Miami	Miguel Rojas	Jacob Amaya	1/11/23				

Note: Trade involves Major League roster

Dodgers All-Time Record Vs. Each Major League Franchise

OPPONENT	WIN	LOSS	TIE	OPPONENT	WIN	LOSS	TIE
Giants	1,263	1,274	17	Senators*	61	39	1
Braves	1,202	1,037	22	Old Orioles*	45	56	4
Reds	1,201	1,155	13	Mariners	23	16	0
Phillies	1,181	926	15	Rangers	20	13	0
Pirates	1,155	1,011	14	Athletics	16	23	0
Cardinals	1,075	1,104	18	Blue Jays	14	7	0
Cubs	1,066	1,047	14	Tigers	14	11	0
Padres	509	415	1	White Sox	13	15	0
Astros	394	328	0	Twins	13	6	0
Mets	355	277	1	Rays	10	7	0
Rockies	297	206	0	Orioles	9	6	0
Expos-Nationals	293	204	0	Red Sox	9	9	0
Diamondbacks	251	188	0	Royals	9	6	0
Marlins	119	96	0	Yankees	8	8	0
Brewers	91	67	0	Guardians	8	7	0
Spiders*	81	59	1				
Angels	67	73	0				
Colonels*	61	39	1				

* - 19th century NL teams.

** According to Sportradar



**GET AUTHENTIC,
ON-FIELD GEAR FROM
THE OFFICIAL SOURCE.**



A  Fanatics Experience

LA

DODGER STADIUM





Dodger Stadium celebrated its 60th anniversary in 2022 and this year will mark the 62nd season of operation for the venerable ballpark that opened on April 10, 1962. It is the third oldest park in Major League Baseball, behind Boston's Fenway Park (1912) and Chicago's Wrigley Field (1914).

In 2022, Dodger Stadium hosted the Major League Baseball All-Star Game for the second time in its existence, following the 1980 Midsummer Classic. By all accounts, the All-Star Game, the Home Run Derby and the Futures Game were a major success for the Dodgers and the city of Los Angeles as more than 152,000 baseball fans attended the three days of events and flooded Downtown L.A.

The stadium has undergone numerous upgrades and renovations over the years, the latest being the Centerfield Plaza, which debuted to fans in 2021. For the first time, the stadium added a front door, with almost two acres of unique food offerings, entertainment and kids areas, retail locations, sponsor activations, more social- and standing-room areas and greater access for those with special needs. In addition, it is the home for the Jackie Robinson Statue, the Sandy Koufax statue that was dedicated in 2022, "Legends of Dodger Baseball" plaques and exhibits as well as displays that pay tribute to countless moments in Dodger history.

Dodger Stadium's rich history began with club president Walter O'Malley's foresight over six decades ago. During much of the 1950s, he lobbied for a new stadium to be built for his Brooklyn club, but when a deal could not be reached in 1957, the Dodgers made the unprecedented move to California. In September of that year, the city of Los Angeles agreed to give 300 acres of land to the Dodgers in exchange for the deed to Los Angeles' Wrigley Field and their commitment to construct a 50,000-seat stadium. While Dodger Stadium was being built, the Dodgers played at the Los Angeles Memorial Coliseum from 1958 through 1961, before Opening Day, April 10, 1962, when the Dodgers finally played in their new home before 52,564 fans.

The Dodgers enter their 62nd season of play at Dodger Stadium (capacity: 56,000) in 2023 with a 2,814-2,013 (.583) record in 4,827 regular season games. The stadium has hosted 99 Dodger Postseason games with the Dodgers holding a 59-40 record (.596), including 27 games (17-10, .630) during 10 World Series (1963, '65, '66, '74, '77, '78, '81, '88, 2017, 2018). Since Dodger Stadium's opening in 1962, Los Angeles has the best home winning percentage in the National League and the second best regular season home record in the Majors, behind only the Yankees' .603 (2,850-1,880).

History


- The first game in Dodger Stadium history was held on April 10, 1962. Left-hander Johnny Podres made the start against the Cincinnati Reds. Kay O’Malley, wife of Dodger President Walter O’Malley, threw out the ceremonial first pitch to catcher John Roseboro.
- Hall of Famer Willie Stargell is the only player to twice hit a ball out of Dodger Stadium (Aug. 5, 1969 and May 8, 1973). Mike Piazza is the only Dodger to clear the roof (Sept. 21, 1997).
- Of the seven Dodger World Series championships, the only title clinched on their home field was 1963 when Los Angeles swept the Yankees, capped by a 2-1 victory in Game 4.
- The only All-Star Game in Dodger Stadium history was the 1980 Mid-Summer Classic, won by the NL, 4-2. It was announced last year, that Dodger Stadium will also host the 2020 All-Game Game.
- The only perfect game in Dodger history was pitched by Sandy Koufax at Dodger Stadium in a 1-0 victory against the Chicago Cubs on Sept. 9, 1965.

International

- Dodger Stadium played host to the 1984 Olympic Baseball tournament, the opening ceremonies of the 1991 United States Olympic Festival and the finals of both the 2009 and 2017 World Baseball Classics.
- In 1966, the Dodgers received a 10-foot-tall stone lantern gift from Japanese Hall of Famer Sotaro Suzuki as a token of friendship between the Dodgers and Japan. The Dodgers rededicated the stone lantern in 2003 and maintain it and the surrounding Japanese garden, located in the hills above parking lot 6.



Sandy Koufax celebrates recording the final out of the 1963 World Series.



Dodger Stadium played host to the NHL's Stadium Series on January 25, 2014, as the Anaheim Ducks faced the Los Angeles Kings in a regular season game.

- Entertainers to perform at Dodger Stadium include: AC/DC, Beyoncé, Billy Joel, Bruno Mars, Guns N' Roses, The Rolling Stones, The Beatles, KISS, Madonna, The Bee Gees, Elton John, Simon and Garfunkel, John Legend, Luke Bryan, Michael Jackson, David Bowie, Genesis, Eric Clapton, U2, the Dave Matthews Band, Bruce Springsteen, Paul McCartney and The Three Tenors.
- The Harlem Globetrotters played an exhibition game at Dodger Stadium on Feb. 4, 1964. The basketball court was placed on the infield.
- Dodger Stadium has played host to a rugby match (2015), a soccer game (2013) and the National Hockey League's first regular-season outdoor game in California on Jan. 25, 2014, between the Los Angeles Kings and Anaheim Ducks.

Original Construction

- Elevations at "Chavez Ravine" ranged from 400 feet to 700 feet above sea level. More than eight million cubic yards of earth was moved to reshape the area.
- Dodger Stadium was designed by Emil Praeger and was the first privately financed stadium since Yankee Stadium, built by a brewery in 1923.
- The Dodgers played at the Los Angeles Coliseum from 1958-61, and groundbreaking ceremonies for the original Dodger Stadium construction were held on Sept. 17, 1959.
- There were more than 25,000 separate pieces of precast concrete used to build the original Dodger Stadium.
- The original dugout level seats at Dodger Stadium were inspired by a similar layout of dugout seats at Korakuen Stadium, where the Dodgers played during their 1956 Japan goodwill tour. Club seats have since been replaced by the Dugout Club Seats.
- Dodger Stadium was designed so that each of the nine levels of the park has entries at grade as the hillside rises around the structure. The engineers used the terrain of the site to allow access directly from each level without requiring fans to use stairs or an elevator.
- The original color scheme of Dodger Stadium, which is evident in the seats today, is a result of the study of popular colors in the 1960s, reflective of the California spirit.
- The distinctive inverted precast panels of the Top Deck and the zig-zag roof of the pavilions are unique architectural features.

Unique Events

- In November 2022, Dodger Stadium was the site for the final three North American shows played by legendary entertainer, Elton John. Nearly 150,000 music fans packed the stadium over the fall weekend.
- Dodger Stadium is part of the fabric of Los Angeles and during the COVID-19 pandemic the Dodgers opened the stadium and its parking lots in 2020 for communal benefit, including serving as a supersite where over a million tests were administered at one of the country's largest vaccination sites. Additionally, the stadium's Top Deck served as one of Los Angeles County's busiest Vote Centers for the 2020 Presidential Election.
- Pope John Paul II celebrated a Mass at Dodger Stadium on Sept. 16, 1987. The event drew a stadium-record crowd of 63,000.



A birds-eye view of the Dodger Stadium construction and terraced parking at Chavez Ravine.

Dodger Stadium Firsts

Game: April 10, 1962 (Cincinnati Reds 6, Dodgers 3)
American League Game: April 17, 1962 Los Angeles Angels vs. Kansas City (Athletics win, 5-3)
Dodger victory: April 11, 1962 (Dodgers 6, Cincinnati 2)
Pitch: Johnny Podres, Dodgers vs. Cincinnati, April 10, 1962
Batter: Eddie Kasko, Cincinnati vs. Dodgers, April 10, 1962 (double)
Dodger Batter: Maury Wills, April 10, 1962 (groundout)
Winning Pitcher: Bob Purkey, Cincinnati, April 10, 1962
Losing Pitcher: Johnny Podres, Dodgers, April 10, 1962
Winning Dodger Pitcher: Sandy Koufax, Dodgers vs. Cincinnati, April 11, 1962, complete game, 6-2

Dodger Lineup

April 10, 1962 vs. Cincinnati HP umpire: Dusty Boggess

Maury Wills SS
 Jim Gilliam 2B
 Wally Moon LF
 Duke Snider RF
 John Roseboro C
 Ron Fairly 1B
 Daryl Spencer 3B
 Willie Davis CF
 Johnny Podres P



Opening Day April 10, 1962

Hit: Eddie Kasko, Cincinnati, April 10, 1962 (double to lead off game)
First Dodger batter: Maury Wills, April 10, 1962 (groundout)
Hit by a Dodger: Duke Snider, April 10, 1962 vs. Cincinnati, single to lead off second inning
Double by a Dodger: Ron Fairly, April 10, 1962 vs. Cincinnati, fourth inning
Triple: Daryl Spencer, Dodgers vs. Cincinnati, April 10, 1962, ninth inning
Home Run: Wally Post, Cincinnati, April 10, 1962, seventh inning, off Johnny Podres
Home Run by a Dodger: Jim Gilliam, April 11, 1962 vs. Cincinnati, third inning off Moe Drabowsky
Home Run Out of Stadium: Willie Stargell, Pittsburgh, Aug. 6, 1969 off Alan Foster
Grand Slam Home Run: Brooks Robinson, Baltimore vs. Angels, May 6, 1962, off Ken McBride
Grand Slam by a Dodger: Willie Davis, July 2, 1962 (1st gm) vs. Cincinnati, 4th inning off Jack Hamilton
Run Scored: Eddie Kasko, Cincinnati, April 10, 1962, first inning
Run Scored by a Dodger: Jim Gilliam, April 10, 1962 vs. Cincinnati, fourth inning
Run Batted In: Vada Pinson, Cincinnati, April 10, 1962, first inning (single)
RBI by a Dodger: Ron Fairly, April 10, 1962, fourth inning (two-run double)
Base on Balls: Tommy Harper, Cincinnati, April 10, 1962, second inning
Base on Balls by a Dodger: John Roseboro, April 10, 1962, second inning
Strikeout: Gordy Coleman, Cincinnati, April 10, 1962, by Johnny Podres, second inning
Strikeout by a Dodger batter: Daryl Spencer, April 10, 1962, by Bob Purkey, Cincinnati, seventh inning
Pinch Hitter: Tim Harkness, Dodgers, April 10, 1962, eighth inning (groundout)
Pinch Hit: Andy Carey, Dodgers, April 10, 1962, ninth inning (single)
Sacrifice bunt: Cookie Rojas, Cincinnati, April 10, 1962, first inning
Sacrifice fly: Gordy Coleman, Cincinnati, April 11, 1962
Stolen Base: John Roseboro, Dodgers vs. Cincinnati, April 11, 1962
Double Play: Dodgers, April 10, 1962, First Inning (Maury Wills to Jim Gilliam to Ron Fairly)
Hit Batsman: John Roseboro, Dodgers vs. Cincinnati, April 10, 1962 (by Bill Henry)
No-Hitter: Bo Belinsky, Los Angeles Angels, May 5, 1962 vs. Baltimore, 2-0
No-Hitter by a Dodger: Sandy Koufax, June 30, 1962 vs. New York Mets, 5-0
Perfect Game: Sandy Koufax, Sept. 9, 1965 vs. Chicago Cubs, 1-0
No-Hitter by an Opponent: Dennis Martinez, Montreal, July 28, 1991, perfect game, 2-0
Shutout: Jim Kaat, Minnesota vs. Los Angeles Angels, April 22, 1962, 5-0
Shutout by a Dodger: Sandy Koufax, June 18, 1962 vs. St. Louis, 1-0
Shutout by an Opponent: Al McBean, Pittsburgh, April 29, 1962 (second game), 1-0
Wild Pitch: Sandy Koufax, Dodgers vs. Cincinnati, April 11, 1962
Balk: Moe Drabowsky, Cincinnati, April 11, 1962
Hit by a Pitcher: Johnny Podres, Dodgers, April 10, 1962, fifth inning (double)
Extra-Inning Game: April 19, 1962, 12 innings, Los Angeles Angels 6, Kansas City Athletics 4
Extra-Inning Dodger Game: May 1, 1962, 16 innings, Dodgers 6, Chicago Cubs 5
World Series Game: Dodgers vs. New York Yankees, Oct. 5, 1963 (Game 3; Dodgers win, 1-0)
NLCS Game: Dodgers vs. Pittsburgh, Oct. 8, 1974 (Game 3, Pirates win, 7-0)
Division Series Game: Dodgers vs. Houston, Oct. 9, 1981 (Game 3, Dodgers win, 6-1)
Rainout: April 14, 1963, Los Angeles Angels vs Chicago White Sox
Dodger rainout: April 21, 1967, vs. St. Louis
Doubleheader: April 29, 1962, Dodgers swept by Pittsburgh
Exhibition game: April 6, 1963, Dodgers vs. Los Angeles Angels
Interleague game: June 17, 1997, Dodgers 4, Anaheim Angels 3



Los Angeles Attendance Highlights

Record At The Turnstile: In 2019, the Dodgers set a single-season franchise attendance record with 3,974,309 (49,066 average) in 81 home dates, which included 28 sellouts. The attendance mark led Major League Baseball, the seventh consecutive year the Dodgers have done so, and represented the 10th largest single-season mark in Major League history (third largest in NL history). It marked the second consecutive year that the Dodgers established a single-season attendance record after drawing 3,857,500 in 82 home dates in 2018 (47,042 average). Los Angeles also led MLB in combined home/road attendance, drawing 6,681,929.

MLB Leaders: MLB Leaders: Since moving to Los Angeles in 1958, the Dodgers have led the National League in attendance 36 times, including posting the highest attendance in the Majors in 32 of those 36 years (see previous page for individual seasons). Los Angeles has led the Majors in attendance for the last eight full seasons since 2013, including 2022.

Sellouts: The Dodgers established a club record with 37 sellouts in 1983.

Largest Single-Game Crowd: The Dodgers drew 57,097 fans on April 13, 2009 for an 11-1 Opening Day victory over the Giants, the largest regular season crowd in Dodger Stadium history and one of three times that the club has drawn more than 56,000 at Chavez Ravine (also: March 31, 2011 vs. SF, Aug. 21, 2012 vs. SF).

Largest Single-Game Postseason Crowd: During the postseason, the largest Dodger Stadium crowd is 56,800 – done three times during the 2008 NLCS vs. Philadelphia – Oct. 12, 13, 15.

Over Three Million: The Dodgers hold the Major League record for drawing more than three million fans on 33 occasions, while also topping the big leagues in number of times topping 2.5 million (47). Los Angeles surpassed 2 million fans for an MLB record 47 consecutive seasons (1973-2019).

Turnstiles: The Dodgers established a then-Major League record when they drew 3,608,881 fans in 1982. The NL implemented a new attendance counting system in 1993, and the Rockies recorded the largest single-season total in Major League history with 4,483,350 fans in their first Major League season. Through the 1992 season, attendance figures in the NL were counted by the number of fans in attendance and the AL counted total tickets sold. Both leagues – currently count total tickets sold.

For The Record Book: On May 7, 1959, the Dodgers and Yankees played before an exhibition crowd of 93,103 at the Los Angeles Coliseum in honor of Roy Campanella, the highest single-game attendance mark for a Major League game.

World's Greatest: The Dodgers in 2005 were honored by the Guinness Book of World Records as having the “Highest Cumulative Attendance for a Baseball Franchise” dating back to 1901.

Top 20 NL Attendance Marks	
TEAM (YEAR)	TOTAL
1. Colorado (1993)	4,483,350
2. New York (2008)	4,042,045
3. Los Angeles (2019)	3,974,309
4. Colorado (1996)	3,891,014
5. Colorado (1997)	3,888,453
6. Atlanta (1993)	3,884,720
7. Los Angeles (2018)	3,857,500
8. Los Angeles (2007)	3,857,036
9. New York (2007)	3,853,949
10. Colorado (1998)	3,789,347
11. Los Angeles (2014)	3,782,337
12. Los Angeles (2017)	3,765,856
13. Los Angeles (2015)	3,764,815
14. Los Angeles (2009)	3,761,651
15. Los Angeles (2006)	3,758,545
16. Los Angeles (2013)	3,743,527
17. Los Angeles (2008)	3,730,750
18. Los Angeles (2016)	3,703,312
19. Philadelphia (2011)	3,608,718
20. Philadelphia (2010)	3,647,249

Campo Las Palmas

The Dodgers were the first MLB club to establish a baseball academy in the Dominican Republic when they first opened the doors of Campo Las Palmas in 1987. Former Dodger President Peter O’Malley and former Dodger Scout and Vice President Ralph Avila arranged for the Dodgers to purchase land in San Antonio de Guerra on which Campo Las Palmas was constructed. The Dodgers, under ownership by Mark Walter and Guggenheim Baseball Management, expanded the campus with the purchase of a neighboring parcel and the total complex is now 70 acres.



Campo Las Palmas celebrated its 30th anniversary in 2017 with extensive improvements and an expansion of the state-of-the-art facility. In 1987, the original facility consisted of four structures, which has now grown to 10 buildings of nearly 100,000 total square feet following the 2017 expansion. The newly renovated Campo Las Palmas houses 96 players, 19 coaches and support staff, while training facilities include three and one-half fields, a covered batting cage large enough to accommodate infield practice, a mile running track, conditioning and weight room and training areas within the clubhouse.


Designed to expand the campus qualities of the original complex and encourage continuing education during time in camp, new buildings at Campo Las Palmas feature four classrooms, a quiet room and a social area for players. Additional updates include the Jackie Robinson Hall which functions as a movie

house that uses English-language films as part of language learning and is a place where players can spend time with their families when they visit Campo Las Palmas. A community field for little league play is near the entrance, and fruit trees and a vegetable garden near the new kitchen mark the team’s commitment to nutrition.

Camelback Ranch-Glendale



Camelback Ranch-Glendale (CR-G) is in its 15th season (opened in 2009) as the Spring Training home of the Dodgers and White Sox this year. CR-G is one of the largest stadiums in the Cactus League and features unique grounds that include picturesque walking trails, a five-acre lake and an orange grove – a nod to the Dodgers' previous spring home in Vero Beach, FL, where they trained for 61 years. The CR-G campus has become home for all Dodger minor league operations throughout the year, including the franchise's teams in the



Architect: HKS, Dallas
Groundbreaking: Nov. 5, 2007
First Game: March 1, 2009 vs CWS

Rookie-level Arizona League, Fall Instructional League and Arizona Fall League.

The award-winning stadium offers more than 10,300 fixed seats and grass seating for 3,000-plus fans. An orange grove – a touch of Dodgertown, Southern California and Arizona – is located beyond the left-field wall of replica Dodger Stadium.

The Dodgers set a CR-G total attendance record in 2017, with 165,911 in 17 home dates. The club's record for average attendance was set in 2016, when the club hosted 155,841 fans in 15 home dates (average of 10,389).

Dodgertown In Vero Beach

Dodgertown in Vero Beach was the Spring Training home of the Dodgers for 61 years from 1948-2008 and home to some of the most memorable players and personalities of both Brooklyn and Los Angeles lore. The personalized street signs within the complex honored such Hall of Famers as Jackie Robinson, Sandy Koufax, Roy Campanella, Duke Snider, Pee Wee Reese, Don Drysdale, Tommy Lasorda, Walter Alston, Don Sutton, Vin Scully and Jaime Jarrín.



The Dodgers first set up camp at the invitation of a local businessman, Bud Holman, after the city needed a tenant to occupy a former World War II Naval Air Station. The club brought its minor league operations to Vero Beach in 1948, and in 1952 Dodger President Walter O'Malley and New York-based architect Emil Praeger decided to build an intimate-style stadium with unobstructed views. "Holman Stadium," named by O'Malley after Bud Holman, was officially dedicated on March 11, 1953. The camp became the most unique baseball training facility in the country, a destination for international baseball visitors. The complex also grew into six practice fields, four indoor batting and pitching tunnels, a pool, tennis court and more.

On March 17, 2008, the final Spring Training contest took place at Holman Stadium and at its conclusion, the Dodgers formed a "bat tunnel" for Hall of Famer Tommy Lasorda as he walked off the field for the final time in Vero Beach. In November 2014, Historic Dodgertown - Vero Beach was designated as a "Florida Heritage Landmark" and a Historical Marker was unveiled on the property.

Dodger Spring Training Record

YEAR	W-L-T	ATTEND. (# G)	YEAR	W-L-T	ATTEND. (# G)	YEAR	W-L-T	ATTEND. (# G)
1958	15-16-0	9,218 (3)	1981	12-14-0	55,342 (12)	2004	12-22-0	64,414 (15)
1959	12-10-0	11,022 (4)	1982	12-12-0	59,573 (11)	2005	14-14-3	62,582 (16)
1960	12-10-0	10,080 (4)	1983	11-17-0	65,815 (13)	2006	15-13-5	72,478 (17)
1961	13-15-0	---	1984	13-13-0	62,739 (11)	2007	17-16-1	76,899 (15)
1962	18-12-0	13,461 (5)	1985	16-11-0	70,939 (13)	2008	11-18-4	90,913 (14)
1963	12-15-0	18,214 (6)	1986	12-16-1	84,428 (15)	2009	15-22-0	131,134 (14)
1964	9-16-0	17,515 (6)	1987	12-15-0	72,491 (12)	2010	11-17-2	124,501 (14)
1965	17-11-0	20,507 (7)	1988	21-11-0	72,899 (15)	2011	14-21-1	103,114 (15)
1966	10-16-0	10,407 (4)	1989	16-16-0	78,903 (14)	2012	15-15-4	121,769 (15)
1967	11-16-0	16,244 (7)	1990	8-4-0	22,640 (5)	2013	13-20-3	133,460 (17)
1968	14-13-0	14,018 (5)	1991	15-18-0	84,551 (13)	2014	7-12-5	114,402 (12)
1969	12-13-0	9,531 (10)	1992	12-18-0	85,332 (14)	2015	16-11-8	147,066 (15)
1970	17-8-0	15,113 (8)	1993	13-16-1	55,031 (12)	2016	13-17-3	155,841 (15)
1971	13-9-0	17,648 (10)	1994	15-15-0	75,987 (13)	2017	18-17-2	165,911 (17)
1972	10-7-0	14,437 (6)	1995	*21/7*-8/5-0	47,228 (21)	2018	17-15-1	152,305 (15)
1973	15-12-0	17,639 (7)	1996	17-9-0	62,066 (13)	2019	14-15-3	141,687 (15)
1974	17-7-0	20,355 (7)	1997	13-11-1	61,991 (13)	2020	10-7-1	95,948 (10)
1975	19-9-0	31,478 (9)	1998	18-10-1	56,941 (14)	2021	13-11-5	30,344 (14)
1976	10-3-0	17,458 (5)	1999	21-9-1	65,191 (13)	2022	5-9-4	121,340 (11)
1977	17-7-0	33,617 (9)	2000	12-18-0	69,593 (16)	Total	870-846-68	
1978	10-14-0	45,256 (10)	2001	18-13-2	56,398 (13)	Home attendance does not include games played at Dodger Stadium.		
1979	13-10-0	52,935 (10)	2002	12-17-4	66,318 (15)	N/A – Not available		
1980	10-7-1	39,629 (9)	2003	15-15-1	53,699 (14)	*March 2 - April 1/April 13-24		

Dodger Spring Training Sites

1901	Charlotte, NC	1919-20	Jacksonville, FL	1941-42	Havana, Cuba
1902-06	Columbia, SC	1921	New Orleans, LA	1943-45	Bear Mountain, NY
1907-09	Jacksonville, FL	1922	Jacksonville, FL	1946	Daytona Beach, FL
1910-12	Hot Springs, AR	1923-32	Clearwater, FL	1947	Havana, Cuba
1913-14	Augusta, GA	1933	Miami, FL	1948	Ciudad Trujillo, D.R.
1915-16	Daytona Beach, FL	1934-35	Orlando, FL	1948-2008	Vero Beach, FL
1917-18	Hot Springs, AR	1936-40	Clearwater, FL	2009-present	Glendale, AZ

MLB™



Official App of the **LOS ANGELES DODGERS**

Get access to everything Dodgers everywhere you go. MLB is the #1 app for live Dodgers baseball. Delivering live audio broadcasts with your favorite announcers, customizable favorite team features, breaking news, video highlights and much more.



PLAYER DEVELOPMENT



HERE
TO PLAY
LA



Oklahoma City Dodgers
Triple-A Pacific Coast League
8th Season as Dodger Affiliate
2022: 84-66, 2nd Pacific Coast League East

Manager: Travis Barbery
Hitting Coach: Manny Burriss
Pitching Coach: Doug Mathis
Pitching Coach: Justin DeFratus
Bench Coach: Chris Gutierrez
Athletic Trainer: Chelsea Willette
Athletic Trainer: Griffin Boyte
Performance Coach: Paul Fournier
Video/Development Associate: Harrison Schnurbusch



Tulsa Drillers
Double-A Texas League
8th Season As Dodger Affiliate
2022: 69-77, 3rd Texas League North

Manager: Scott Hennessey
Hitting Coach: Lou Iannotti
Pitching Coach: Ryan Dennick
Pitching Coach: Durin O'Linger
Bench Coach: Juan Apodaca
Athletic Trainer: Jesse Guffey
Performance Coach: Noah Huff
Video/Development Associate: Mikael Mogues



Great Lakes Loons
Advanced-A Midwest League
16th season as Dodger Affiliate
2022: 76-55, 2nd Midwest League East

Manager: Daniel Nava
Hitting Coach: O'Koyea Dickson
Pitching Coach: David Anderson
Pitching Coach: Richard De Los Santos
Bench Coach: Elian Herrera
Athletic Trainer: Ikuo Kato
Performance Coach: Ethan Quarles
Video/development Associate: Joe Manno



Rancho Cucamonga Quakes
Single-A California League
12th Season As Dodger Affiliate
2022: 2 68-64, 3rd California League South

Manager: John Shoemaker
Hitting Coach: Dylan Nasiatka
Pitching Coach: Ramon Troncoso
Pitching Coach: Sean Coyne
Bench Coach/Hitting Coach: Ronny Paulino
Athletic Trainer: Akinori Maeda
Performance Coach: Taylor Miller
Video/development Associate: Ben Castiglia



ACL Dodgers
Rookie-level Arizona Complex League
2022: 25-29, 5th ACL West

Manager: Jair Fernandez
Hitting Coach: Danny Dorn
Hitting Coach: Blake Gallen
Hitting Coach: Johermyn Chavez
Pitching Coach: Andres Urbina
Pitching Coach: Luis Vasquez
Bench Coach: Johan Garcia
Coach/Complex Coordinator: Fumi Ishibashi
Coach/Baseball Tech Associate: Zoe Hicks
Athletic Trainer: Alfredo Casillas
Assistant Athletic Trainer: Zoe Hicks
Performance Coach: Jose Gutierrez
Performance Associate: Irma Maldonado
Performance Operations Assistant: Marlon Cairo
Video/Development Associate: Jade Gortarez
Video/Development Associate: Joe Nadler



DSL Dodgers Shoemaker/Bautista
Rookie-level Dominican Summer League
2022 (Mega): 37-22, 1st DSL Northwest
2022 (Bautista): 34-25, 3rd DSL Northwest

Manager: Cordell Hipolito
Manager: Dunior Zepa
Hitting Coach: Sergio Mendez
Hitting Coach: Juan Diaz
Hitting Coach: Audy Ciriacó
Coach: Leury Bonilla
Latin America Defensive Coordinator: Pedro Mega Sr.
Advisor, Campo Las Palmas: Antonio Bautista
Pitching Coach: Raldel Chacon
Pitching Coach: Hector Rodriguez
Pitching Coach: Eduardo Dominguez
Pitching Coach: Roberto Giron
Latin America Medical Coordinator: Jorge Gonzalez
Athletic Trainer: Jorge Rodriguez
Physiotherapist: Walter LaChapel
Performance Coach: Rafa Sepulveda
Performance Coach: George Drullard
Performance Coach: Walter Lindo
Nutrition Coordinator: Julissa Gomez
Video/Development Associate: Jerry Chavarria
Video/Development Associate: James Keller

Dodger Organization League Champions 1958-2022

Year	Team (League)	Manager	Year	Team (League)	Manager
1958	Macon (South Atlantic)	Danny Ozark	1987	Albuquerque (Pacific Coast)	Terry Collins
	Montreal (International)	Clay Bryant		Sarasota (Gulf Coast)	Joe Alvarez
1959	Green Bay (Three – I)	Stan Wasiak	1988	Great Falls (Pioneer)	Tim Johnson
1960	Atlanta (Southern Assn)	Rube Walker		Santo Domingo (Dominican)	Elvio Jimenez
	Reno (California)	Tom Saffell	1989	Bakersfield (California)	Tim Johnson
	Spokane (Pacific Coast)	Preston Gomez		Great Falls (Pioneer)	Joe Vavra
1961	Great Falls (Pioneer)	Albert Ronning		Santo Domingo (Dominican)	Teddy Martinez
	Reno (California)	Roy Smalley	1990	Albuquerque (Pacific Coast)	Kevin Kennedy
1964	Salisbury (Western Carolinas)	George Scherger		Great Falls (Pioneer)	Joe Vavra
1965	Albuquerque (Texas)	Roy Hartsfield		Kissimmee (Gulf Coast)	Ivan DeJesus
1966	Ogden (Pioneer)	Tommy Lasorda		Vero Beach (Florida State)	Joe Alvarez
	Tri-City (Northwest)	Duke Snider	1992	La Vega (Dominican)	Antonio Bautista
1967	Albuquerque (Texas)	Duke Snider	1993	La Vega (Dominican)	Antonio Bautista
	Ogden (Pioneer)	Tommy Lasorda	1994	Albuquerque (Pacific Coast)	Rick Dempsey
1968	Ogden (Pioneer)	Tommy Lasorda	1995	San Bernardino (California)	Ron Roenicke
	Tri-City (Northwest)	Don LeJohn	1996	La Romana (Dominican)	Antonio Bautista
1969	Ogden (Pioneer)	Ray Malgradi		Savannah (South Atlantic)	John Shoemaker
	Rogue Valley (Northwest)	Bill Berrier		Yakima (Northwest)	Joe Vavra
1970	Albuquerque (Texas)	Del Crandall	1997	La Romana (Dominican)	Jose Salado
	Bakersfield (California)	Don LeJohn		San Antonio (Texas)	Ron Roenicke
	Spokane (Pacific Coast)	Tommy Lasorda	1999	San Bernardino (California)	Rick Burleson
1972	Albuquerque (Pacific Coast)	Tommy Lasorda	2000	San Bernardino (California)	Dino Ebel
	El Paso (Texas)	Monty Basgall		Santo Domingo (Dominican)	Pedro Mega
1977	Lethbridge (Pioneer)	Gail Henley		Yakima (Northwest)	Butch Hughes
	Lodi (California)	Stan Wasiak	2001	Jacksonville* (Southern)	John Shoemaker
1978	Albuquerque (Pacific Coast)	Del Crandall	2002	Great Falls (Pioneer)	Dann Bilardello
1979	Lethbridge (Pioneer)	Gail Henley	2005	Jacksonville (Southern)	John Shoemaker
1980	Albuquerque (Pacific Coast)	Del Crandall	2011	AZL Dodgers (Arizona)	Jody Reed
	Lethbridge (Pioneer)	Gail Henley	2015	Rancho Cucamonga (California)	Bill Haselman
1981	Albuquerque (Pacific Coast)	Del Crandall	2016	Great Lakes (Midwest)	Gil Velazquez
	Lodi (California)	Terry Collins	2017	Ogden (Pioneer)	Mark Kertenian
1982	Albuquerque (Pacific Coast)	Del Crandall		DSL Dodgers 1 (DSL)	Austin Chubb
1983	Bradenton (Gulf Coast)	Gary LaRocque	2018	Tulsa (Texas)	Scott Hennessey
	Vero Beach (Florida State)	Stan Wasiak		Rancho Cucamonga (California)	Drew Saylor

*co-champions

Dodgers' All-Time Minor League Records

Batting Records:

Career	
Games	1,252
Norm Larker (1949-57)	
At-Bats	4,571
Norm Larker (1949-57)	
Runs	740
Norm Larker (1949-57)	
Hits	1,362
Norm Larker (1949-57)	
Doubles	271
Norm Larker (1949-57)	
Triples	74
Bert Hamric and Charlie Neal	
Home Runs	208
Jim Gentile (1952-59)	
RBI	681
Norm Larker (1949-57)	
Stolen Bases	304
Wayne Kirby	

Single Season

Batting Average	.436
Fran Bonair (1957, Reno)	
Games	147
Tom Paciorek (1972, Albuquerque)	
At-Bats	637
Jasper Spears (1955, St.Paul)	
Runs	162

Tom Humber (1947, Great Falls)	
Hits	216
Willie Davis (1960, Spokane)	
Doubles	.54
Delwyn Young (2007, Las Vegas)	
Triples	.26
Willie Davis (1960, Spokane)	
Home Runs	.44
Greg Brock (1982, Albuquerque)	
Phil Hiatt (2001, Las Vegas)	
RBI	153
William Gabler (1951, Santa Barbara)	
Slugging Percentage	.727
Phil Hiatt (2001, Las Vegas)	
On-Base Percentage	.535
Ray Perry (1954, Bakersfield)	
Stolen Bases	120
Alan Wiggins (1980, Lodi)	
Walks	184
Ray Perry (1954, Bakersfield)	

Pitching Records:

Career	
Games	328
Jose Garcia	
Innings	1,837.0
Bill Harris	
Wins	133
Bill Harris	

Losses	97
Bill Harris	
Strikeouts	1,029
Bill Harris	

Single Season

Games	75
Dan Ricabal (1997, Vero Beach)	
Games Started	.34
Ralph Mauriello (1955, Mobile)	
Complete Games	.29
Bill Harris (1952, Miami)	
Wins	.26
Larence Manier (1951, Great Falls)	
Losses	.18
Jack Banta (1945, Montreal)	
Winning Percentage	.909
Geoff Zahn (1972, Albuquerque)	
Ken Howell (1988, Albuquerque)	
Earned Run Average	.142
John Van Cuyk (1946, Ft. Worth)	
Innings	294.0
Bill Harris (1952, Miami)	
Strikeouts	301
Stan Williams (1955, Newport)	
Saves	.34
Joe Jacobsen (1995, Vero Beach)	
Shutouts	6
Five Pitchers Tied	

P L A Y E R D E V E L O P M E N T

Branch Rickey Minor League Player and Pitcher Of The Year

Year	Player of the Year	Pitcher of the Year
1989	Mike Huff, Albuquerque (OF)	Jim Poole, Vero Beach (LHP)
1990	Henry Rodriguez, San Antonio (OF)	Jamie McAndrew, Bakersfield/San Antonio (RHP)
1991	Eric Karros, Albuquerque (IB)	Pedro Martinez, San Antonio/Albuquerque (RHP)
1992	Mike Piazza, San Antonio/Albuquerque (C)	Todd Williams, Bakersfield/San Antonio (RHP)
1993	Billy Ashley, Albuquerque (OF)	Kip Gross, Albuquerque (RHP)
1994	Billy Ashley, Albuquerque (OF)	Greg Hansell, Albuquerque (RHP)
1995	Adam Riggs, San Bernardino (INF)	Gary Rath, San Antonio/Albuquerque (LHP)
1996	Paul Konerko, San Antonio/Albuquerque (1B)	Billy Neal, Vero Beach (RHP)
1997	Paul Konerko, Albuquerque (INF)	Dennys Reyes, San Antonio/Albuquerque (LHP)
1998	Angel Peña, San Antonio (C)	Luke Prokopec, San Bernardino/San Antonio (RHP)
1999	Chin-Feng Chen, San Bernardino (OF)	Eric Gagné, San Antonio (RHP)
2000	Joe Thurston, San Bernardino (INF)	Carlos Garcia, San Bernardino (RHP)
2001	Phil Hlatt, Las Vegas (INF)	Ricardo Rodriguez, Vero Beach (LHP)
2002	Joe Thurston, Las Vegas (INF)	Edwin Jackson, South Georgia (RHP)
2003	Franklin Gutierrez, VB/Jacksonville (OF)	Greg Miller, Vero Beach/Jacksonville (LHP)
2004	Joel Guzman, Vero Beach/Jacksonville (OF)	Chad Billingsley, Vero Beach/Jacksonville (RHP)
2005	Andy LaRoche, Vero Beach/Jacksonville (IF)	Chad Billingsley, Jacksonville (RHP)
2006	James Loney, Las Vegas (1B)	Mark Alexander, Jacksonville/Las Vegas (RHP)
2007	Chin-lung Hu, Jacksonville/Las Vegas (IF)	James McDonald, Inland Empire/Jacksonville (RHP)
2008	Ivan DeJesus, Jr., Jacksonville (IF)	James McDonald, Jacksonville/Los Angeles (RHP)
2009	Dee Gordon, Great Lakes (IF)	Scott Elbert, Chattanooga/Albuquerque/Los Angeles (LHP)
2010	Jerry Sands, Great Lakes/Chattanooga (IF/OF)	Rubby De La Rosa, Great Lakes/Chattanooga (RHP)
2011	Scott Van Slyke, Chattanooga (IF/OF)	Shawn Tolleson, Great Lakes/Rancho Cucamonga/Chattanooga (RHP)
2012	Joc Pederson, Rancho Cucamonga (OF)	John Ely, Albuquerque (RHP)
2013	Scott Schebler, Rancho Cucamonga (OF)	Zach Lee, Chattanooga (RHP)
2014	Joc Pederson, Albuquerque (OF)	Julio Urias, Rancho Cucamonga (LHP)
	Corey Seager, Rancho Cucamonga/Chattanooga (IF)	
2015	Alex Verdugo, Great Lakes/Rancho Cucamonga (OF)	Zach Lee, Oklahoma City/Los Angeles (RHP)
2016	Edwin Rios, Great Lakes/Rancho Cucamonga/Tulsa (IF)	Brock Stewart, Rancho Cucamonga/Tulsa/Oklahoma City/Los Angeles (RHP)
2017	Keibert Ruiz, Great Lakes/Rancho Cucamonga (C)	Walker Buehler, Rancho Cucamonga/Tulsa/Oklahoma City/Los Angeles (RHP)
2018	Gavin Lux, Rancho Cucamonga/Tulsa (IF)	Tony Gonsolin, Rancho Cucamonga/Tulsa (RHP)
2019	Gavin Lux, Tulsa/Oklahoma City/Los Angeles (IF)	Josiah Gray, Great Lakes/Rancho Cucamonga/Tulsa (RHP)
2021	Miguel Vargas, Great Lakes/Tulsa (IF)	Hyun-Il Choi, Great Lakes (RHP)
2022	Diego Cartaya, Great Lakes, Rancho Cucamonga (C)	Gavin Stone, Great Lakes/Tulsa/ OKC (RHP)

Dodger Prospects Appearing In All-Star Futures Game

1999: OF Chin-Feng Chen (World), RHP Luke Prokopec (World)	2011: OF Alfredo Silverio (World)
2000: OF Chin-Feng Chen (World), Randy Dorame (World)	2012: LHP Chris Reed (World)
2001: RHP Ricardo Rodriguez (World)	2013: OF Joc Pederson (US)
2002: IF Victor Diaz (World), RHP Ricardo Rodriguez (World)	2014: INF Corey Seager (US), LHP Julio Urias (World)
2003: OF Franklin Gutierrez (World), RHP Edwin Jackson (US)	2015: C Kyle Farmer (US), RHP Juan Gonzalez (World)
2004: IF Joel Guzman (World), C Koyie Hill (US)	2016: INF Willie Calhoun (US), RHP Jharel Cotton (World)
2005: IF Andy LaRoche (US), C Russell Martin (World)	2017: OF Alex Verdugo (World), RHP Yadier Alvarez (World)
2006: IF Joel Guzman (World), IF Chin-lung Hu (World)	2018: C Keibert Ruiz (World), OF Yussniel Diaz (World)
2007: IF Chin-lung Hu (World)*, LHP Clayton Kershaw (US)	2019: IF Gavin Lux (US), RHP Dustin May (US)
2008: IF Ivan DeJesus Jr. (World)	2021: Michael Busch (West), Andre Jackson (West)
2009: IF Pedro Baez (World)	2022: Diego Cartaya (NL), Miguel Vargas (NL), Bobby Miller (NL)
2010: IF Pedro Baez (World), IF Dee Gordon (US)	* Futures Game MVP

Dodgers' First-Round Draft Selections

Year	Player	Pos	Year	Player	Pos	Year	Player	Pos
1965	John Wyatt	INF	1986	Mike White	OF	2004	Justin Orenduff*	RHP
1966	Larry Hutton	RHP	1987	Dan Opperman	RHP	2005	Luke Hochevar*	RHP
1967	Don Denbow	INF	1988	Bill Bene	RHP	2006	Clayton Kershaw	LHP
1968	Bobby Valentine	OF	1989	Kiki Jones	RHP		Bryan Morris	RHP
1969	Terry McDermott	C		Tom Goodwin	OF		Preston Mattingly*	INF
1970	Jim Haller	RHP		Jamie McAndrew*	RHP	2007	Chris Withrow	RHP
1971	Rick Rhoden	RHP	1990	Ronnie Walden	LHP		James Adkins*	LHP
1972	John Harbin	INF	1991	None		2008	Ethan Martin	RHP
1973	Ted Farr	C	1992	Ryan Luzinski*	C	2009	Aaron Miller*	LHP
1974	Rick Sutcliffe	RHP		Michael Moore*	OF	2010	Zach Lee	RHP
1975	Mark Bradley	INF	1993	Darren Dreifort	RHP	2011	Chris Reed	LHP
1976	Mike Scioscia	C	1994	Paul Konerko	C	2012	Corey Seager	SS
1977	Bob Welch	RHP	1995	David Yocum	LHP	2013	Chris Anderson	RHP
1978	None		1996	Damian Rolls	INF	2014	Grant Holmes	RHP
1979	Steve Howe	LHP	1997	Glenn Davis	1B	2015	Walker Buehler	RHP
	Steve Perry	RHP	1998	Bubba Crosby	OF		Kyle Funkhouser*	RHP
1980	Ross Jones	INF	1999	Jason Repko*	INF	2016	Gavin Lux	SS
1981	Dave Anderson	INF	2000	Ben Diggins	RHP	2017	Jeren Kendall	OF
1982	Franklin Stubbs	1B	2001	None		2018	J.T. Ginn	RHP
1983	Erik Sonberg	LHP	2002	James Loney	1B	2019	Kody Hoese	IF
1984	Dennis Livingston	RHP		Greg Miller*	LHP		Michael Busch*	IF
1985	Chris Gwynn	OF	2003	Chad Billingsley	RHP	2020	Bobby Miller	RHP
			2004	Scott Elbert	LHP	2021	Maddux Bruns	LHP
				Blake DeWitt	3B			

* First-round supplemental pick

2022 First-Year Player Draft

Rd.	Overall	Player	School	DOB	POS	B/T	Ht	Wt
2	40	Dalton Rushing	Louisville	2/21/01	C	L/R	6-1	220
3	105	Alex Freeland	Central Florida	8/24/01	SS	S/R	6-2	200
4	135	Nick Biddison	Virginia Tech	7/30/00	OF	R/R	5-10	190
5	165	Sean McLain	Arizona State	3/22/01	SS	R/R	5-11	170
6	195	Logan Wagner	P27 Academy	3/9/04	SS	S/R	6-1	200
7	225	Chris Campos	St. Mary's College	8/13/00	RHP	R/R	5-10	170
8	255	Taylor Young	Louisiana Tech	8/6/98	SS	R/R	5-9	170
9	285	Brandon Neeck	Virginia	10/19/99	LHP	R/L	6-1	190
10	315	Simon Reid	Westmont College	4/19/01	C	L/R	6-1	200
11	345	Kyle Nevin	Baylor	8/22/01	OF	R/R	6-4	200
12	375	Jacob Meador	Dallas Baptist	10/26/00	RHP	R/R	6-0	183
13	405	Chris Newell	Virginia	4/23/01	OF	L/L	6-3	200
14	435	Jose Izarra	Florida Southwestern CC	3/7/02	SS	R/R	6-0	175
15	465	Nicolas Perez	B You Academy	9/20/04	SS	R/R	6-0	175
16	495	Jarod Karros	UCLA	11/16/00	RHP	R/R	6-7	195
17	525	Payton Martin	West Forsyth HS	5/19/04	RHP	R/R	6-0	170
18	555	Cameron Decker	Evansville HS	9/22/03	SS	S/R	6-1	205
19	585	Chris Alleyne	Maryland	11/13/98	OF	S/R	5-10	190
20	615	Carter McCulley	Pensacola HS	6/25/04	SS	S/R	6-4	185

* Player signed (Bold)

P L A Y E R D E V E L O P M E N T

Last Name	First Name	Pos	Ht	Wt	B/T	Birthdate	Born	School	Acquired
Duran	Carlos	RHP	6'8	230	R/R	7/30/2001	Nagua, DR	N/A	2018 IFA
Edwards	Jonathan	RHP	6'3	195	R/R	1/26/2000	Atlanta, GA	Georgia Southern	2021 draft NDFA
Emmett	Gabe	RHP	6'4	190	R/R	5/22/2001	Sacramento, CA	Folsom Lake CC	2021 draft (19th)
Erlin	Robbie	LHP	6'3	200	R/L	10/8/1990	Oakland, CA	Scotts Valley HS	MILB FA 2022
Espinosa	Andy	INF	5'11	195	R/R	1/25/2003	Santo Domingo Centro, DR	N/A	2020 IFA
Estevez	Anderson	RHP	6'2	185	R/R	12/12/2004	Santo Domingo, DR	N/A	2022 IFA
Familia	Railin	C	5'11	170	R/R	9/15/2004	Santo Domingo Centro, DR	N/A	2023 IFA
Feduccia	Hunter	C	6'2	215	L/R	6/5/1997	Lake Charles, LA	LSU	2018 draft (12th)
Feliz	Franklyn	RHP	6'3	210	R/R	12/4/2001	Azua, DR	N/A	2019 IFA
Fernandez	Yeiner	C	5'9	185	R/R	9/19/2002	Barquisimeto, VZ	N/A	2019 IFA
Figueroa	Derlin	INF	6'0	175	L/R	9/7/2003	Santo Domingo, DR	N/A	2021 IFA
Fischer	Tim	RHP	6'3	195	R/R	9/8/2004	Wenzenbach, GER	N/A	2023 IFA
Fisher	Braydon	RHP	6'3	205	R/R	7/26/2000	League City, TX	Clear Falls HS	2018 draft (4th)
Frasso	Nick	RHP	6'5	200	R/R	10/18/1998	Torrance, CA	Loyola Marymount	2022 trade (TOR)
Freeland	Alex	INF	6'2	200	S/R	8/24/2001	Louisville, KY	UCF	2022 draft (3rd)
Freitas	David	C	6'2	250	R/R	3/18/1989	Wilson, CA	Hawaii	MILB FA 2023
Froemke	Kyle	INF	6'5	210	R/R	12/15/1998	Yurosuka, +E5:H287JP	Oregon State	2021 draft NDFA
Galiz	Jesus	C	6'0	190	R/R	12/19/2003	Maracaibo, VZ	N/A	2021 IFA
Gamboia	Alec	LHP	6'0	210	L/L	1/17/1997	Madera, CA	Fresno CC	2019 draft (9th)
Garcia	Darol	INF	5'11	185	R/R	9/12/2002	Santo Domingo Centro, DR	N/A	2019 IFA
Garcia	Yunior	OF	6'1	225	R/R	7/29/2001	Bani, DR	N/A	2017 IFA
Gauthier	Austin	INF	5'11	190	R/R	5/7/1999	Cheyenne, WY	Hofstra	2021 draft NDFA
Geronimo	Domingo	RHP	5'11	175	R/R	10/7/2004	Azua, DR	N/A	2022 IFA
Godwin	Connor	RHP	6'4	210	R/R	3/28/2002	Elmira, NY	College of Central Florida	2022 draft NDFA
Gonzalez	Harold	INF	5'10	175	R/R	8/29/2006	Ciudad Ojeda, VZ	N/A	2023 IFA
Gonzalez	Jorge	RHP	6'5	225	R/R	8/30/2002	Sosua, DR	N/A	2019 IFA
Gonzalez	Jose	OF	6'2	180	L/R	1/29/2005	Bogota, COL	N/A	2023 IFA
Gonzalez	Joseilyn	RHP	5'9	170	R/R	4/8/2002	Santiago, DR	Citius Prep Baseball Academy	2021 draft NDFA
Guerra	Luis	INF	6'0	190	R/R	10/4/2003	Barcelona, VZ	N/A	2021 IFA
Guerrero	Eduardo	INF	6'2	165	S/R	5/9/2005	Maracaibo, VZ	N/A	2022 IFA
Gutierrez	Osvanni	RHP	6'4	180	R/R	5/24/2001	Mella, CUB	N/A	2018 IFA
Gutierrez	Roque	RHP	5'10	170	R/R	9/7/2002	Guasave, MEX	N/A	2020 IFA
Hagenman	Justin	RHP	6'2	220	R/R	10/7/1996	Voorhees, NJ	Penn State	2018 draft (23rd)
Harris	Ben	LHP	6'0	190	L/L	2/22/2000	Alpharetta, GA	Georgia	2021 draft (8th)
Henriquez	Edgardo	RHP	6'6	220	R/R	6/24/2002	Cumana, VZ	N/A	2018 IFA
Herder	Jholbran	RHP	6'2	170	R/R	11/2/2004	Guatire, VZ	N/A	2022 IFA
Hernandez	Jose	INF	6'1	175	R/R	12/31/1997	Barquisimeto, VZ	N/A	2019 IFA
Hernandez	Juan	RHP	6'2	190	R/R	11/19/2002	Dominican Republic	N/A	2022 IFA
Hernandez	Wilkerston	RHP	6'3	185	R/R	9/30/2003	El Tigre, VZ	N/A	2022 IFA
Herrera	Javier	INF	5'10	160	S/R	2/9/2005	Los Taques, VZ	N/A	2023 IFA
Herrera	Willians	RHP	6'4	185	R/R	3/12/2004	Maracay, VZ	N/A	2022 IFA
Heubeck	Peter	RHP	6'3	185	R/R	7/22/2002	Baltimore, MD	Gilman School	2021 draft (3rd)
Hewitt	Max	C	5'10	195	R/R	9/14/1997	Barrie, CAN	Oklahoma State	2021 draft NDFA
Heyward	Jason	OF	6'5	240	L/L	8/9/1989	Ridgewood, NJ	Henry County HS	MILB FA 2023
Hobbs	Michael	RHP	6'2	210	R/R	7/10/1999	Corona, CA	St. Mary's	2021 draft (10th)
Hoeser	Kody	INF	6'3	200	R/R	7/13/1997	Merrillville, IN	Tulane	2019 draft (1st)
Howard	Gaige	OF	6'1	205	L/L	5/22/1998	Burlingame, CA	New Orleans	2021 draft NDFA
Hudson	Bryan	LHP	6'8	220	L/L	5/8/1997	Godfrey, IL	Alton HS	MILB FA 2023
Hurt	Kyle	RHP	6'4	230	R/R	5/30/1998	Denville, NJ	USC	2021 trade (MIA)
Ibarra	Joel	RHP	6'0	200	R/R	7/10/2002	Hermosillo, MX	N/A	2019 IFA
Izarra	Jose	INF	6'0	175	R/R	3/7/2002	Maracaibo, VZ	Florida Southwestern State	2022 draft (14th)
January	Ryan	C	6'3	210	L/R	5/27/1997	Beverly, MA	San Jacinto CC	MilB R5 2020
Jeffrey	Madison	RHP	6'1	205	R/R	3/14/2000	Huntington, WV	West Virginia	2021 draft (15th)
Jerez	Anderson	RHP	5'10	185	R/R	7/19/2004	Santo Domingo, DR	N/A	2023 IFA
Jimenez	Jhonny	RHP	6'4	190	R/R	11/9/2003	Bonao, DR	N/A	2021 IFA
Johnson	Paris	OF	6'2	205	R/R	3/9/2005	Nassau, BAH	N/A	2023 IFA
Jones	Jahmai	INF	6'0	210	R/R	8/4/1997	Roswell, GA	Wesleyan HS	MilB FA 2022
Jones	James	LHP	6'3	205	L/L	9/24/1988	Brooklyn, NY	Long Island University	MILB FA 2023
Joseph	Luis	RHP	6'4	205	R/R	4/22/2003	Yaguajay, DR	N/A	2020 IFA
Karros	Jared	RHP	6'7	195	R/R	11/16/2000	Manhattan Beach, CA	UCLA	2022 draft (16th)
Kasowski	Marshall	RHP	6'3	230	R/R	3/10/1995	Conroe, TX	West Texas A&M	2017 draft (13th)
Keith	Damon	OF	6'2	210	R/R	5/28/2000	Oceanside, CA	Cal Baptist	2021 draft (18th)
Knack	Landon	RHP	6'3	215	R/R	7/15/1997	Bartlett, TN	ETSU	2020 draft (2nd)
Knowles	Antonio	RHP	6'0	195	R/R	1/15/2000	Key West, FL	Florida Southwestern State	2021 draft (13th)
Kolarek	Adam	LHP	6'3	215	L/L	1/14/1989	Baltimore, MD	Maryland	MILB FA 2023
Kopp	Ronan	LHP	6'8	235	L/L	7/29/2002	Baldwin Park, CA	South Mountain CC	2021 draft (12th)
Lantigua	Arnaldo	OF	6'2	200	R/R	12/19/2005	Puerto Plata, DR	N/A	2023 IFA
Lao	Sauryn	RHP	6'3	215	R/R	8/14/1999	Barahona, DR	N/A	2015 IFA
Lasso	Roger	OF	6'0	195	R/R	2/27/2004	Panama City, PAN	N/A	2021 IFA
Leasure	Jordan	RHP	6'3	200	R/R	8/15/1998	Brandon, FL	Tampa	2021 draft (14th)
Leon	Edgar	RHP	6'3	170	R/R	12/29/2004	La Guaira, VZ	N/A	2022 IFA
Lewis	Brandon	INF	6'3	215	R/R	10/23/1998	Granada Hills, CA	UC Irvine	2019 draft (4th)
Lewis III	Jimmy	RHP	6'6	205	R/R	11/2/2000	Jacksonville, FL	Lake Travis HS	2019 draft (2nd)
Liborious	Jecsuca	RHP	6'1	190	R/R	5/28/2005	Valencia, VZ	N/A	2023 IFA
Linan	Sean	RHP	6'0	180	R/R	11/7/2004	Cartagena, COL	N/A	2022 IFA
Lorenzo	Abel	C	6'0	160	L/R	8/14/2005	Bani, DR	N/A	2023 IFA
Liranzo	Thayron	C	6'3	215	S/R	7/5/2003	San Francisco de Macoris, DR	N/A	2021 IFA
Little	Jack	RHP	6'4	220	R/R	1/10/1998	Louisville, KY	Stanford	2019 draft (5th)

P L A Y E R D E V E L O P M E N T

Last Name	First	Pos	Ht	Wt	B/T	Birthdate	Born	School	Acquired
Santana	Martin	RHP	6'6	205	R/R	1/30/2001	Higüey, DR	N/A	2017 IFA
Santana	Waylin	RHP	6'1	170	R/R	3/13/2003	El Seibo, DR	N/A	2019 IFA
Santillan	Pedro	RHP	6'3	215	R/R	7/7/2001	Chihuahua, MX	N/A	2021 IFA
Scott	Taylor	RHP	6'3	190	R/R	6/1/1992	Johannesburg, RSA	Notre Dame Prep HS	MiLB FA 2023
Serunkuma	Ben	RHP	5'10	170	R/R	9/19/2001	Kiwoko, UGA	N/A	2022 IFA
Sevilya	Enrike	RHP	6'1	175	R/R	7/27/2005	Moscow, RUS	N/A	2022 IFA
Sheehan	Emmet	RHP	6'4	220	R/R	11/15/1999	New York, NY	Boston College	2021 draft (6th)
Simarra	Yoryi	RHP	6'1	165	R/R	12/10/1999	Cartagena, COL	N/A	2022 IFA
Smith	Julian	LHP	6'3	205	L/L	6/6/1997	Concord, NC	Catawba Valley CC	2018 draft (15th)
Sosa	Victor	OF	5'11	190	L/L	1/7/2003	Valencia, VZ	N/A	2019 IFA
Stone	Gavin	RHP	5'11	185	R/R	6/5/1997	Lake City, AR	Central Arkansas	2020 draft (5th)
Stowers	Josh	OF	6'0	200	R/R	2/25/1997	Chicago, IL	Louisville	2022 MiLB R5
Suarez	Christian	LHP	5'11	195	L/L	11/25/2000	Maracay, VZ	N/A	2018 IFA
Sublette	Ryan	RHP	6'2	200	R/R	10/1/1998	Chicago, IL	Texas Tech	2021 draft (7th)
Suero	Wander	RHP	6'4	215	R/R	9/15/1991	Sabana Larga, DR	N/A	MiLB FA 2023
Tapia	German	OF	6'2	170	R/R	9/19/2003	San Pedro de Macoris, DR	N/A	2022 trade (TB)
Taylor	Carson	C	6'2	210	S/R	6/2/1999	Atlanta, GA	Virginia Tech	2020 draft (4th)
Tello	Angel	RHP	6'4	170	R/R	1/26/2004	Chitre, PAN	N/A	2021 IFA
Tiburcio	David	RHP	6'2	210	R/R	12/29/2001	New York, NY	N/A	2020 IFA
Tillero	Jesus	RHP	6'0	190	R/R	5/2/2006	Coro, VZ	N/A	2023 IFA
Torrez	Jose	C	6'1	195	R/R	10/5/2004	Sebacó, NIC	N/A	2023 IFA
Tyranski	Mitchell	LHP	6'3	205	L/L	9/2/1997	Birmingham, MI	Michigan State	2019 draft (12th)
Valdez	Joan	RHP	6'5	195	R/R	3/10/1999	San Pedro de Macoris, DR	N/A	2016 IFA
Valdez	Luis	LHP	6'2	165	L/L	7/18/2003	Navojua, MX	N/A	2019 IFA
Valladares	Jefferson	C	6'0	195	R/R	5/30/2002	Barquisimeto, VZ	N/A	2019 IFA
Vargas	Imanol	INF	6'2	215	L/R	6/29/1998	Bonao, DR	N/A	2017 IFA
Vargas	Joendry	INF	6'4	175	R/R	11/8/2005	Monte Plata, DR	N/A	2023 IFA
Ventura	Robinson	RHP	6'1	170	R/R	6/28/2006	Punto Fijo, VZ	N/A	2023 IFA
Vilchez	Michael	RHP	6'1	190	R/R	6/3/2004	Willemstad, CUR	N/A	2021 IFA
Vogel	Jake	OF	5'11	185	R/R	10/12/2001	Newport Beach, CA	Huntington Beach HS	2020 draft (3rd)
Wagner	Logan	INF	6'1	200	S/R	3/9/2004	Aurora, IL	P27 Academy	2022 draft (6th)
Wallace	Callum	RHP	6'3	185	R/R	4/6/2004	Brisbane, AUS	N/A	2022 IFA
Ward	Ryan	OF	5'10	190	L/R	2/23/1998	Worcester, MA	Bryant	2019 draft (8th)
Washington	Mark	RHP	6'7	220	R/R	3/22/1996	Glen Mills, PA	Lehigh	2017 draft (25th)
Wepf	Lucas	RHP	6'5	200	L/R	12/23/1999	Toronto, CAN	Louisiana Lafayette	2022 draft NDFa
Williams	Kendall	RHP	6'6	200	R/R	8/24/2000	Olive Branch, MS	IMG Academy	2020 trade (TOR)
Williams	Luke	INF	6'1	190	R/R	8/9/1996	Park Ridge, IL	Dana Hills HS	MiLB FA 2023
Wroblecki	Justin	LHP	6'1	190	L/L	7/14/2000	Hoffman Estates, IL	Oklahoma State	2021 draft (11th)
Yamamoto	Jordan	RHP	6'0	190	R/R	5/11/1996	Pearl City, HI	St. Louis School	MiLB FA 2023
Yean	Reynaldo	RHP	6'4	200	R/R	1/4/2004	Sabana Grande de Boya, DR	N/A	2021 IFA
Young	Taylor	INF	5'9	170	R/R	8/6/1998	West Monroe, LA	Louisiana Tech	2022 draft (8th)
Yurchak	Justin	INF	6'2	210	L/R	9/17/1996	Albany, NY	SUNY Binghamton	2018 trade (CWS)
Zambrano	Jhan	RHP	6'1	220	R/R	12/21/2001	San Sebastian, VZ	N/A	2021 trade (TEX)
Zimmer	Bradley	OF	6'4	200	L/R	11/27/1992	San Francisco, CA	San Francisco	MiLB FA 2023

Player Development

Player Development**Director, Player Development:** Will Rhymes**Assistant Director, Player Development:** Matt McGrath**Sr. Manager, Minor League Education and Learning:** Cathy Lara**Manager, Minor League Administration:** Juliana Ortega**Manager, Player Development:** Andrea La Pointe**International Player Development:** Roman Barinas**Coordinator, Staff Development and Recruitment:** Chase Aldridge**Coordinator, Player Development:** James Weillbrenner**Player Development Consultant:** Adriana Urzua**Camelback Ranch****Manager, Arizona Operations:** Matt Peabody**Manager, Minor League Clubhouse:** Troy Timney**Coordinator, Baseball Operations Video:** Charles Wagner**Assistant, Player Development:** Alyne Moore**Assistant, Baseball Operations Video:** Cole Finnegan**Assistant Manager, Minor League Clubhouse:** Steve Moravecek**Campo Las Palmas****Sr. Manager, Campo Las Palmas:** Jesus Negrette**Manager, Campo Las Palmas:** Marian Vasquez**Operations Coordinator:** Jose Vargas**Manager, CLP Clubhouse Operations:** Julio Martinez**Roving Staff****Director, Pitching:** Rob Hill**Field Coordinator:** Shaun Larkin**Assistant Field Coordinator:** Austin Chubb**Latin America Field Coordinator:** Keyter Collado**Hitting Coordinator:** Jeff Salazar**Hitting Coordinator:** Brett Pill**Hitting Coordinator:** Tim Laker**Latin America Hitting Coordinator:** Carlos Asuaje**Pitching Coordinator:** Don Alexander**Latin America Pitching Coordinator:** Luis Meza**Pitching Performance Coordinator:** Ian Walsh**Coordinator, Pitching Analytics:** Brent Minta**Rehab Coordinator:** Ezra Bye**Outfield and Baserunning Coordinator:** Jason Bourgeois**Catching Coordinator:** Rocky Gale**Director, Strong Mind Cultural Initiatives:** Leo Ruiz**Strong Mind Coordinator:** AJ LaLonde**Coach, Strong Mind:** Adam Law**Special Assistant, Player Development:** Dontrelle Willis**Special Assistant, Player Development:** Charlie Hough**Special Assistant, Player Development:** Tyson Ross**Special Assistant, Player Development:** Joel Peralta**Special Assistant, Player Development:** Placido Polanco**Minor League Medical and Performance****Director, MiLB Player Performance:** Brian Stoneberg**Minor League Medical Coordinator:** Vic Scarpone**Assistant Coordinator, Minor League Medical:** Jimmy Southard**Minor League Performance Coordinator:** Carl Kochan**Physical Therapist:** Jozef Palasiewicz**Return to Play Coordinator:** Dan Byrne

Scouting Department

VP, Amateur/International Scouting: David Finley

VP, Director, Amateur Scouting: Billy Gasparino

Assistant Director, Amateur Scouting: Zach Fitzpatrick

Assistant Director, International Scouting: Matthew Doppelt

Manager, Amateur Scouting: Jalen Phillips

Special Advisor: Paul Cogan

Athleticism Development Coordinator: Tyler Norton

Global Crosschecker: John Green

National Crosscheckers: Brian Stephenson, Rob St. Julien

National Pitching Crosschecker: Jack Cressend

Regional Crosscheckers: Jon Adkins, Brian Compton, Stephen Head, Brian Kraft, Alan Matthews

Area Scouts:

Tim Adkins

Garrett Ball

Clint Bowers

Paul Brazon

Tom Kunis

Marty Lamb

Benny Latino

Brent Mayne

Paul Murphy

Tom Myers

John Pyle

Jonah Rosenthal

Wes Sargent

Mitch Schulewitz

Jeffrey Stevens

Logan Crook

David Pearson

Kelvin Colon

Junior Area Scouts:

Will Johnson

Part-Time Scout: Luis Faccio

VP, Player Personnel: Galen Carr

Manager, Pro Scouting: Luke Geoghegan

Special Assistant to Pro Scouting: Jeff McAvoy

Special Assignment Scouts: Vance Lovelace, Matt Smith

Professional Scouts:

Tyodus Meadows

Scott Groot

Peter Bergeron

Jason Lynn

Franco Frias

Lee Tackett

Jack Murphy

Greg Golson

Stephen Lyons

Sam Ray

Carlos Jose Lugo

Tim Schmidt

Advisor, Pacific Rim: Yogo Suzuki

Scouting Department

International Department**VP, International Scouting:** Ismael Cruz**Assistant Director, International Scouting:** Matthew Doppelt**Supervisor, Dominican Republic:** Manelik Pimentel**Supervisor, Venezuela:** Andres Simancas**Director, Pacific Rim:** Jon Deeble**Manager, International Scouting:** Javier Camps**Crosscheckers:**

Miguel Benitez

Jose Briceno

Carlos Gonzalez

Richard Jimenez

James Kang

Laiky Uribe

Scouts:

Rafael Arcila

Jean Castro

Rolando Chirino

Franyelyn Diaz

Luis Esteban

Cristian Guzman

Yoon Tae 'Dean' Kim

Dawlyn Lantigua

San-Tai 'Allen' Lin

Alant Moncion

Miguel Orozco

Wilmer Pereira

Nestor Perez

Juvenal Soto

Domingo Toribio

Oswaldo Villalobos

Coaches:

Alejandro Bautista

International Development:

Leon Canelon

Video Scout

Emmanuel Rosa

Video Associate:

Fernando Gil



THE BEST SEAT IN THE HOUSE



**SPECTRUM
SPORTSNET** 

HISTORY & RECORDS

LA



HERE
TO PLAY

Brooklyn/Los Angeles Dodgers Individual Single-Season Records

Batting Records:

Highest Batting Average 393
 Babe Herman (1930)
Highest Slugging Percentage 678
 Babe Herman (1930)
Highest On-Base Percentage 455
 Babe Herman (1930)
Most Games **165
 Maury Wills (1962)
Most Games (Brooklyn) 158
 Carl Furillo, Gil Hodges (1951)
Most At-Bats 695
 Maury Wills (1962)
Most At-Bats (Brooklyn) 667
 Carl Furillo (1951)
Most Runs 148
 Hub Collins (1890)
 Since 1900 143
 Babe Herman (1930)
Most Hits 241
 Babe Herman (1930)
Most Singles 187
 Wee Willie Keeler (1899)
 Since 1900 179
 Wee Willie Keeler (1900)
 Maury Wills (1962)
Most Doubles 52
 John Frederick (1929)
Most Triples 26
 George Treadway (1894)
 Since 1900 22
 Hy Myers (1920)
Most Home Runs
(Left-Handed Batter) 49
 Shawn Green (2001)
Most Home Runs
(Right-Handed Batter) 48
 Adrian Beltre (2004)
Most Home Runs At Home 27
 Cody Bellinger (2019)
Most Home Runs On The Road 30
 Shawn Green (2001)
Most Home Runs In One Month 15
 Duke Snider (August, 1953)
 Pedro Guerrero (June, 1985)
Most Home Runs, Rookie Season 39
 Cody Bellinger (2017)
Most Grand Slams 3
 Kal Daniels (1990)
 Mike Piazza (1998)
 Adrian Beltre (2004)
 Matt Kemp (2009)
Chris Taylor (2017)
Most Extra-Base Hits 94
 Babe Herman (1930)
Most Total Bases 416
 Babe Herman (1930)
Most Runs Batted In 153
 Tommy Davis (1962)
Most Runs Batted In (Brooklyn) 142
 Roy Campanella (1953)
Most Walks 148
 Eddie Stankoy (1945)
Most Strikeouts 178
Chris Taylor (2018)

Most Strikeouts (Brooklyn) 115
 Dolph Camilli (1941)
Fewest Strikeouts (150 Games) 15
 Jim Johnston (1923)
Most Hit By Pitch 20
 Hughie Jennings (1900)
Most Sacrifices
(including sacrifice flies) 39
 Jake Daubert (1915)
Most Sacrifice Hits 32
 Jim Casey (1907)
Most Sacrifice Flies **19
 Gil Hodges (1954)
Most Stolen Bases 104
 Maury Wills (1962)
Most Stolen Bases (Brooklyn) 88
 Monte Ward (1892)
 Since 1900 67
 Jimmy Sheppard (1903)
Most Stolen Bases of Home 7
 Pete Reiser (1947)
Most Pinch-Hits 18
 Dave Hansen (1993)
Most Pinch-Hits (Brooklyn) 16
 Sid Gautreaux (1936)
Most Pinch-Homers *7
 Dave Hansen (2000)
Most Grounded Into Double Plays 27
 Carl Furillo (1956) and Eric Karros (1996)
Fewest Grounded Into Double Plays 0
 Chase Utley (2016 - 512 at-bats)

Pitching Records:

Most Victories – (Right-Hander) 30
 Tom Lovett (1890)
 Since 1900 29
 Joe McGinnity (1900)
Most Victories – (Left-Hander) 27
 Sandy Koufax (1966)
Most Victories – (Left-Hander-Brooklyn)
 Nap Rucker (1911) 22
Highest Winning Percentage
 (Los Angeles)933 (14-1)
 Phil Regan (1966)
Highest Winning Percentage
 (Brooklyn)889 (16-2)
 Fred Fitzsimmons (1940)
Highest Winning Percentage
 (20-Game Winner)880 (22-3)
 Preacher Roe (1951)
Lowest Earned Run Average 1.58
 Rube Marquard (1916)
Most Games Lost 27
 George Bell (1910)
Most Games **106
 Mike Marshall (1974)
Most Games (Brooklyn) 62
 Clem Labine (1956)
Most Games Started 44
 Bill Terry (1890)
 George Haddock (1892)
 Brickyard Kennedy (1893)
 Since 1900 42
 Don Drysdale (1963 and 1965)
Most Complete Games 40
 Brickyard Kennedy (1893)
 Since 1900 38
 Oscar Jones (1904)

Most Games Finished 83
 Mike Marshall (1974)
Most Games Finished (Brooklyn) 47
 Clem Labine (1956)
Most Innings Pitched 382.2
 Brickyard Kennedy (1893)
 Since 1900 377.0
 Oscar Jones (1904)
Most Innings Pitched, Reliever **208.0
 Mike Marshall (1974)
Most Saves 55
 Eric Gagné (2003)
Most Saves (Brooklyn) 24
 Jim Hughes (1954)
Most Strikeouts 382
 Sandy Koufax (1965)
Most Strikeouts (Brooklyn) 262
 Dazzy Vance (1924)
Most Base on Balls 151
 Bill Donovan (1901)
Most Hit Batsmen 41
 Joe McGinnity (1900)
Most Wild Pitches 17
 Sandy Koufax (1958)
 Darren Dreifort (2000)
Most Wild Pitches (Brooklyn) 15
 Larry Cheney (1916)
Most Runs Allowed 188
 Harry McIntyre (1905)
Most Earned Runs Allowed 138
 Burleigh Grimes (1925)
Most Hits Allowed 364
 Joe McGinnity (1900)
Most Home Runs Allowed 38
 Don Sutton (1970)
Most Home Runs (Brooklyn) 35
 Don Newcombe (1955)
Most Shutouts (Left-Hander) 11
 Sandy Koufax (1963)
Most Shutouts (Right-Hander) 9
 Don Sutton (1972)
Most Shutouts (Brooklyn) 7
 Burleigh Grimes (1918)
 Whit Wyatt (1941)

Fielding Records:

Most Putouts 1,606
 Steve Garvey (1977)
Most Assists 560
 Bill Russell (1973)
Most Total Chances 1,669
 Steve Garvey (1977)
Most Double Plays 171
 Gil Hodges (1951)
Highest Fielding Average
 (By an Infielder)998
 Steve Garvey (1976) 1653 chances
Highest Fielding Average
 (By an Outfielder, min. 300 chances) *1.000
 Brett Butler (1991) 380 chances
 Brett Butler (1993) 375 chances
Fewest Errors
 (By an Infielder)
 Adrián González (2016) 1192 chances 2
 (By an Outfielder, min. 300 chances)
 Brett Butler (1991) 380 chances *0
 Brett Butler (1993) 375 chances
Most Errors 107
 Bill Joyce (1891)

Los Angeles Individual Single-Season Records (1958-2022)

Batting Records:

Highest Batting Average (Right-Handed)362
Mike Piazza (1997)

Highest Batting Average (Left-Handed)328
Wally Moon (1961)

Highest Slugging Pct. (Left-Handed)615
Reggie Smith (1977)

Highest Slugging Pct. (Right-Handed)643
Gary Sheffield (2000)

Highest On-Base Percentage (Left-Handed)438
Wally Moon (1960)
Gary Sheffield (2000)

Most Games**165
Maury Wills (1962)

Most At-Bats (Maury Wills (1962))695

Most Runs (Maury Wills (1962))130

Most Hits (Tommy Davis (1962))230

Most Singles (Maury Wills (1962))179

Most Doubles (Shawn Green (2003))49

Most Triples (Willie Davis (1970))16

Most Home Runs (Right-Handed) (Adrian Beltre (2004))48

Most Home Runs (Left-Handed) (Shawn Green (2001))49

Most Home Runs, One Month (Pedro Guerrero (June, 1985))15

Most Home Runs At Home (Cody Bellinger (2019))27

Most Home Runs On The Road (Shawn Green (2001))30

Most Grand Slams (Kal Daniels (1990))3
Mike Piazza (1998)
Adrian Beltre (2004)
Matt Kemp (2009)
Chris Taylor (2017)

Most Extra-Base Hits (Shawn Green (2001))84

Most Total Bases (Adrian Beltre (2004))376

Most Runs Batted In (Tommy Davis (1962))153

Most Bases on Balls (Jimmy Wynn (1975))110

Most Strikeouts178
Chris Taylor (2018)

Fewest Strikeouts (150 Games) (Jim Gilliam (1960))28

Most Hit By Pitch (Justin Turner (2017))19

Most Sacrifices (including sacrifice flies) (Jose Offerman (1993))33

Most Sacrifice Hits (Jose Offerman (1993))25

Most Sacrifice Flies (Reggie Smith (1978))13

Most Stolen Bases (Maury Wills (1962))104

Most Caught Stealing (Maury Wills (1965))31

Most Pinch-Hits (Dave Hansen (1993))18

Most GDP (Eric Karros (1996))27

Fewest GDP (Chase Utley (2016- 512 AB))0

Pitching Records:

Most Wins (Right-Hander) (Don Drysdale (1962))25

Most Wins (Left-Hander) (Sandy Koufax (1966))27

Most Wins (Reliever) (Ron Perranoski (1963))16

Highest Winning Percentage (.933 (14-1) Phil Regan (1966))166

Lowest Earned Run Average (Zack Greinke (2015))1.66

Most Losses (Claude Osteen (1968) and Don Sutton (1969))18

Most Games**106
Mike Marshall (1974)

Most Games Started (Don Drysdale (1963 and 1965))42

Most Complete Games (Sandy Koufax (1965 and 1966))27

Most Games Finished (RHP) (Mike Marshall (1974))83

Most Games Finished (LHP) (Ron Perranoski (1964))52

Most Innings Pitched (Sandy Koufax (1965))335.2

Most Innings Pitched, Reliever (Mike Marshall (1974))**208.0

Most Saves (Eric Gagné (2003))55

Most Strikeouts (LHP)382

Sandy Koufax (1965)251
Don Drysdale (1963)

Most Strikeouts (RHP)251
Don Drysdale (1963)

Most Bases On Balls (Fernando Valenzuela (1987))124
Chan Ho Park (2000)

Most Hit Batsmen (Don Drysdale (1961))20
Chan Ho Park (2001)

Most Wild Pitches (Sandy Koufax (1958))17
Darren Dreifort (2000)

Most Runs Allowed (Don Sutton (1970))127

Most Earned Runs Allowed (Don Sutton (1970))118

Most Hits Allowed (Claude Osteen (1967))298

Most Home Runs Allowed (Don Sutton (1970))38

Most Shutouts (Left-Hander) (Sandy Koufax (1963))11

Most Shutouts (Right-Hander) (Don Sutton (1972))9

Fielding Records:

Most Putouts (Steve Garvey (1977))1606

Most Assists (Bill Russell (1973))560

Most Total Chances (Steve Garvey (1977))1669

Most Double Plays (Steve Garvey (1976))138

Highest Fielding Percentage (By an Infielder)998
Steve Garvey (1976) 1653 chances

Highest Fielding Percentage (By an Outfielder, min. 300 chances)1,000
Brett Butler (1991) 380 chances
Brett Butler (1993) 375 chances

Fewest Errors (By an Infielder)2
Adrian Gonzalez (2016) 1192 chances
(By an Outfielder, min. 300 chances)*0
Brett Butler (1991) 380 chances
Brett Butler (1993) 375 chances

Most Errors (Jose Offerman (1992))42

*Co-holds Major League record for an outfielder with 150 or more games

Dodger Rookie Records (1890-2022)

Batting:

Games Played (Ted Sizemore (1969))159

At-Bats (Steve Sax (1982))638

Runs (Johnny Frederick (1929))127

Hits (Johnny Frederick (1929))206

Batting Average (Fielder Jones (1896))353

Slugging Average (Cody Bellinger (2017))581

Singles (Steve Sax (1982))146

Doubles (Johnny Frederick (1929))**52

Triples (Harry Lumley (1904))18

Home Runs (Cody Bellinger (2017))†39

RBI (Mike Piazza (1993))112

Extra-Base Hits (Johnny Frederick (1929))82

Total Bases (Johnny Frederick (1929))342

Walks (Jim Gilliam (1953))100

Strikeouts (Joc Pederson (2015))170

Fewest Strikeouts (Buddy Hassett (1936))**17

Stolen Bases (Steve Sax (1982))49

Sacrifice Hits (Jackie Robinson (1947))*28

Pitching:

Games (Yhency Brazoban (2005))74

Games Started (Henry Schmidt and Oscar Jones (1903))36

Complete Games (Joe Yeager (1898))32

Wins (Jeff Pfeffer (1914))23

Losses (Harry McIntyre (1905))25

Legend for Dodger records: **Major League Record *Co-Holds Major League Record †NL Record ‡Co-Holds NL Record §§Modern NL Record §Co-Holds Modern NL Record †Major League Record for 162-game season **Bold Type** - Current Dodger

Dodger Rookie Records (1890-22) (Continued)

Highest Winning Percentage789 (15-4) Joe Black (1952)	Most Hits Allowed 340 Harry McIntyre (1905)	Shutouts 8 Fernando Valenzuela (1981)
Lowest ERA 1.97 Jeff Pfeffer (1914)	Most Walks Allowed137 Hal Gregg (1944)	Saves 24 Takashi Saito (2006)
Innings 324 Oscar Jones (1903)	Strikeouts 236 Hideo Nomo (1995)	

Brooklyn/Los Angeles Single-Season Club Batting Records

Highest Batting Average313 (1894) Since 1900304 (1930)	Most Triples 130 (1894) Since 1900 99 (1920)	Most Stolen Bases 409 (1892) Since 1900 274 (1900)
Most Games 165 (1962)	Most Home Runs 279 (2019)	Most Hit by Pitch 125 (1899) Since 1900104 (2021)
Most At-Bats5642 (1982)	Most Grand Slams11(2021)	Most Left On Base1278 (1947)
Most Runs1021 (1894) Since 1900 955 (1953)	Most Pinch-Homers13 (2019)	Most Walks 732 (1947)
Most Hits 1654 (1930)	Most RBI 887 (1953)	Most Intentional BB 91 (1956)
Most Extra-Base Hits 601 (2019)	Most Total Bases2593 (2019)	Most Strikeouts 1436 (2018)
Most Singles 1223 (1925)	Highest Slugging Pct.483 (.2020)	Fewest Strikeouts318 (1922) Since 1900366 (1953)
Most Doubles 325 (2022)	Highest On-Base Pct.378 (1894) Since 1900366 (1953)	

Los Angeles Single-Season Club Batting Records

Highest Batting Average276 (2006)	Most Grand Slams 11 (2021)	Most Hit by Pitch 104 (2021)
Most Games 165 (1962)	Most Pinch-Hits81 (1992)	Most Walks 668 (2000)
Most At-Bats5642 (1982)	Most Pinch-Homers13 (2019)	Most Strikeouts 1436 (2018)
Most Runs886 (2019)	Most RBI 861 (2019)	Fewest Strikeouts 744 (1976)
Most Hits1552 (2006)	Most Total Bases2593 (2019)	Most Sacrifices 164 (1964)
Most Singles1128 (1970)	Most Extra-Base Hits 601 (2019)	Most Sacrifice Hits 120 (1964)
Most Doubles325 (2022)	Highest Slugging Pct.483 (2020)	Most Sacrifice Flies 64 (1974)
Most Triples 67 (1970)	Highest On-Base Pct.348 (2006)	Fewest GDP 79 (1965)
Most Home Runs 279 (2019)	Most Stolen Bases 198 (1962)	Most Left on Base1224 (2009)

Brooklyn Single-Season Club Batting Records

Highest Batting Average313 (1894)	Most Home Runs 208 (1953)	Most Stolen Bases 409 (1892)
Most Games 157 (1951)	Most Grand Slams 8 (1952)	Most Hit by Pitch 125 (1899) Since 1900: 81 (1900)
Most At-Bats5574 (1936)	Most Pinch-Homers 7 (1932)	Most Walks732 (1947)
Most Runs955 (1953)	Most RBI 887 (1953)	Most Intentional Walks91 (1956)
Most Hits 1654 (1930)	Most Total Bases2545 (1953)	Most Strikeouts 848 (1957)
Most Singles 1223 (1925)	Most Extra-Base Hits 541 (1953)	Fewest Strikeouts 318 (1922)
Most Doubles 303 (1930)	Highest Slugging Pct.474 (1953)	
Most Triples 130 (1894)	Highest On-Base Pct.378 (1894)	

Brooklyn/Los Angeles Single-Season Club Pitching Records

Most Saves 58 (2003)	Most Hits Allowed1,608 (1925)	Lowest ERA 2.12 (1916)
Most Complete Games135 (1904)	Fewest Hits Allowed1,024 (1918)	Most Wild Pitches 76 (2009)
Most Innings Pitched1,491 (1973)	Fewest Walks Allowed 258 (1919)	Most Homers Allowed 192 (1999)
Most Runs Allowed1,007 (1894)	Most Walks Allowed 671 (1946)	Fewest Homers Allowed 10 (1902)
Fewest Runs Allowed 463 (1918)	Most Strikeouts1,599 (2021)	Most Hit Batters 75 (2000)
Most Earned Runs Allowed 743 (1929)	Fewest Strikeouts 216 (1895)	Most Balks30 (1988)
Fewest Earned Runs Allowed 336 (1916)	Most Shutouts 24 (1963, 1988)	

Los Angeles Single-Season Club Pitching Records

Most Saves 58 (2003)	Most Hits Allowed1,524 (2006)	Most Homers Allowed 192 (1999)
Most Complete Games 58 (1965)	Fewest Walks Allowed 356 (1966)	Fewest Homers Allowed65 (1968)
Most Innings Pitched1,491 (1973)	Most Walks Allowed 614 (1959)	Most Hit Batters 75 (2000)
Most Runs Allowed787 (1999)	Most Strikeouts1,599 (2021)	Most Balks30 (1988)
Fewest Runs Allowed 490 (1966)	Fewest Strikeouts 747 (1976)	Most Intentional Walks101 (1967)
Most Earned Runs Allowed 718 (1999)	Most Shutouts 24 (1963, 1988)	Fewest Intentional Walks 9 (1974)
Fewest Earned Runs Allowed 425 (1966)	Lowest ERA2.62 (1966)	
Fewest Hits Allowed1,107 (2021)	Most Wild Pitches 76 (2009)	

Brooklyn Single-Season Club Pitching Records

Most Saves 37 (1955)	Most Hits Allowed1,608 (1925)	Most Homers Allowed171 (1956)
Most Complete Games135 (1904)	Fewest Hits Allowed 258 (1919)	Fewest Homers Allowed 10 (1902)
Most Innings Pitched1,433 (1940)	Most Walks Allowed 671 (1946)	Most Hit Batters 68 (1903)
Most Runs Allowed1,007 (1894)	Most Strikeouts 891 (1957)	Most Balks 12 (1950)
Fewest Runs Allowed 463 (1918)	Fewest Strikeouts 216 (1895)	
Most Earned Runs Allowed 743 (1929)	Most Shutouts 22 (1906, 1916)	
Fewest Earned Runs Allowed 336 (1916)	Lowest ERA2.12 (1916)	
Fewest Hits Allowed1,024 (1918)	Most Wild Pitches 70 (1894)	

Brooklyn/Los Angeles Single-Season Club Fielding Records

Highest Fielding Pct.988 (2004, 2015)	Fewest Assists1,303 (2021)	Most Double Plays 198 (1958)
Lowest Fielding Pct.924 (1891)	Most Total Chances6550 (1982)	Fewest Double Plays 73 (1891, 1906)
Since 1900937 (1905)	Fewest Total Chances5845 (1938)	Fewest Passed Balls 4 ('33, '51, '53-54)
Most Putouts4480 (2005)	Most Errors432 (1891)	Most Passed Balls 71 (1892)
Fewest Putouts3992 (1938)	Since 1900408 (1905)	Most Consecutive Errorless Games
Most Assists1946 (1982)	Fewest Errors73 (2004)13 (June 14-26, 2015)

Los Angeles Single-Season Club Fielding Records

Highest Fielding Pct.988 (2004, 2015)	Most Total Chances6550 (1982)	Most Passed Balls 24 (1973)
Lowest Fielding Pct.970 (1962)	Fewest Total Chances 5871 (2019)	Fewest Passed Balls 5 (2007, 2009)
Most Putouts4480 (2005)	Most Errors 193 (1962)	Most Consecutive Errorless Games
Fewest Putouts4105 (1958)	Fewest Errors73 (2004)13 (June 14-26, 2015)
Most Assists1946 (1982)	Most Double Plays 198 (1958)	
Fewest Assists1367 (2017)	Fewest Double Plays 94 (2021)	

Brooklyn/Los Angeles Club General Records

Most Games Played165 (1962)	Fewest Games Lost at Home:	Worst Road Winning Percentage:
Most Games Won:	Brooklyn17 (1953)	Brooklyn250 (19-57, 1905)
Brooklyn105 (1953)	Los Angeles22 (2019)	Los Angeles321 (26-55, 1992)
Los Angeles111 (2022)	Most Games Lost at Home:	Most Night Games Won:
Most Games Lost:	Brooklyn50 (1908)	Brooklyn80 (2022)
Brooklyn105 (1905)	Los Angeles44 (1992, 99)	Most Extra-Inning Games:
Los Angeles99 (1992)	Best Winning Percentage at Home:	Brooklyn25 (1910)
Best Winning Percentage:	Brooklyn779 (60-17, 1953)	Record: 10-14-1
Brooklyn682 (105-49, 1953)	Los Angeles728 (59-22, 2019)	LA27 (1967)
Los Angeles685 (111-51, 2022)	Worst Winning Percentage at Home:	Record: 10-17
Worst Winning Percentage:	Brooklyn351 (27-50, 1908)	Most Extra-Inning Games Won:
Brooklyn316 (48-104, 1905)	Los Angeles457 (37-44, 1992, 99)15 (1973)
Los Angeles389 (63-99, 1992)	Most Games Won on the Road:	Most Extra-Inning Games Lost:
Most Games Won in a Month:	Brooklyn51 (1952)17 (1967)
Brooklyn25 (July 1947, Aug. 1953)	Los Angeles54 (2022)	Most Wins from a Club at Home:
Los Angeles23 (Aug. 2013)	Fewest Games Won on the Road:16 vs. Pittsburgh (1890)**
Most Games Lost in a Month:	Brooklyn19 (1905)	Most Wins from a Club on the Road:
Brooklyn27 (Sept. 1908)	Los Angeles26 (1992)11 vs. Philadelphia (1945)*
Los Angeles20 (July 1968,	Most Games Lost on the Road:	Most Years Played:
June 79, Sept.-Oct. 92)	Brooklyn57 (1905)	Zack Wheat (1909-1926) and
Most Games Won at Home:	Los Angeles55 (1992)	Bill Russell (1969-1986)
Brooklyn60 (1953)	Fewest Games Lost on the Road:	Most Postponed Games:
Los Angeles59 (2019)	Brooklyn24 (1952)	Brooklyn20 (1952)
Fewest Games Won at Home:	Los Angeles27 (2022)	Los Angeles8 (1976)
Brooklyn27 (1908)	Best Winning Percentage on the Road:	Most Players Used in a Season:
Los Angeles37 (1992, 99)	Brooklyn680 (51-24, 1952)	Brooklyn55 (1944)
	Los Angeles667 (54-27, 2022)	Los Angeles61 (2022)
		Most Come-From Behind Wins:
		Brooklyn52 (1953)
		Los Angeles53 (2004)

Brooklyn/Los Angeles Consecutive Records

Individual Pitching:	(Sept. 12, 1966 vs. New York Mets)	Most Saves Converted **84
Shutout Innings: **59	Strikeouts, 1st Major League Game: 6	Eric Gagné
Orel Hershiser (Aug. 30-Sept. 28, '88)	Karl Spooner	(Aug. 28, 2002 - July 3, 2004)
Shutouts: **6	(Sept. 22, 1954 vs. New York Giants)	
Don Drysdale (May 14-June 4, 1968)	Pete Richert	
Games Pitched, Reliever: *13	(April 12, 1962 vs. Cincinnati)	
Mike Marshall (June 18-July 3, 1974)	Strikeouts at the Start of a Game: 9	
Games Won in a Season:	Aaron Harang	
Los Angeles: 13	(April 13, 2012 vs. San Diego)	
Phil Regan (May 17-Sept. 23, 1966)	Most Strikeouts, 2 Consec. Games: 31	
Brooklyn: 15	Sandy Koufax (Aug. 24 and 31, 1959)	
Dazy Vance (July 11-Sept. 18, 1924)	Most Strikeouts, 3 Consec. Games: 41	
Wins in a Season (Starting Pitcher):	Sandy Koufax	
Los Angeles: 12	(Aug. 24, 31 and Sept. 6, 1959)	
Burt Hooton (July 24 - Sept. 26, 1975)	Most Strikeouts, 4 Consec. Games: 50	
Clayton Kershaw (May 6-Sept. 1, 2017)	Hideo Nomo	
Losses in a Season:	(June 14, 19, 24 and 29, 1995)	
Los Angeles: 11	Most Walks, Inning 6	
Rick Honeycutt (May 18-Aug. 22, 1987)	Brickyard Kennedy	
Brooklyn: 14	(Aug. 31, 1900 - 2nd inning)	
James Pastorius (1908)	Most Strikeouts, 1st 2 Innings 7	
Strikeouts in a Game: 9	Darren Dreifort	
Aaron Harang	(May 22, 2003 vs. Colorado)	
(April 13, 2012 vs. San Diego)	Most Saves, Consecutive Games 6	
Strikeouts in a Game by a Reliever: 6	Eric Gagné (May 16-22, 2003)	
Pete Richert	Most Saves, One Season 55+	
(April 12, 1962 vs. Cincinnati)	Eric Gagné (2003)	
Ron Perranoski	Games Pitched, No Homers 104	
	Joe Beimel (2008)	

Brooklyn/Los Angeles Consecutive Records (Continued)

Extra-Base Hits (Game):5
 Steve Garvey (Aug. 28, 1977 vs. St. Louis)

Games with a Home Run:5
 Roy Campanella (June 11-17, 1950)
 Shawn Green (July 21-25, 2001)
 Matt Kemp (Sept. 28-Oct. 3, 2010)
 Joc Pederson (May 31-June 3, 2015)
 Max Muncy (August 15-21, 2019)

Home Runs, Three Games:**7
 Shawn Green (May 23-25, 2002)

Games Played:1,107
 Steve Garvey
 (Sept. 3, 1975--end of 1982 season)

Years Played All Games: 7
 Steve Garvey (1976-1982)

Stolen Bases:38
 Davey Lopes (June 10-Aug. 24, 1975)

Games With Run Scored: 13
 Zack Wheat (Aug. 18-Aug. 28, 1925)

Club Batting:

Games with a Homer:24
 (June 18-July 10, 1953)

Batters Reached Safely in an Inning:**19
 (May 21, 1952 vs. Cincinnati)

Hits, Game:*12
 (June 23, 1930 vs. Pittsburgh 6th and 7th innings)

Hits in an Inning:*10
 (June 23, 1930 vs. Pittsburgh, 6th inn.)

Home Runs in an Inning:*4
 (Sept. 18, 2006 vs. San Diego, 9th inn.)

Club General:

Games Won:15
 Brooklyn:

(Aug. 29-Sept. 6, 1924)
 Los Angeles: 13
 (May 21-June 1, 1962 and Sept. 16-30, 1965)

Games Lost:
 Brooklyn: 16 (1944)
 Los Angeles:11
 (Sept. 2-11, 2017)

Games Won From a Club on the Road:*18
 vs. Pittsburgh (1945-1946)

Doubleheaders Won in a Season:*4
 (Sept. 1-4, 1924)

Games with at Least One Double Play:23
 (Aug. 7-27, 1952)

Brooklyn/Los Angeles Single-Game Records

Club General:

Longest Game by Innings:26
 May 1, 1920 at Boston Braves (Dodgers and Braves tied 1-1)

Longest game in Major League History
 Los Angeles:22
 June 3, 1989 at Houston (Astros won 5-4)
 Aug. 23, 1989 at Montreal (Dodgers won 1-0)

Longest Game by Innings at Home: 19
 May 24, 1973 vs. New York (Mets won 7-3)

Longest 9-Inn. Home Game, Time: 4:19
 June 25, 2017 vs. Colorado

Longest 9-Inn. Road Game, Time:**4:27
 Oct. 5, 2001 at San Francisco

Longest Extra-Inn. Road Game, Time: 7:14
 June 3, 1989 at Houston
 Longest night game in N.L. history

Longest Extra-Inn. Home Game, Time: .. 6:05
 March 29, 2019 vs. Arizona

Shortest Road Game, Time:0:55
 Sept. 21, 1919 at Cincinnati

Shortest Home Game, Time:1:30
 May 20, 1972 vs. Houston

Most Players Used:28
 Sept. 13, 1982 vs. San Diego
 16 innings
 Sept. 15, 2015 vs. Colorado
 16 innings
 (NL record for an extra-inning game)
 9-Inning Game:26
 Oct. 6, 1985 vs. Cincinnati

Club Pitching:

Most Strikeouts: 26
 (June 2, 2017 at MIL.) - 12 Innings
 9-Inning Game: 18
 7 times; last time: May 15, 2015 vs. Colorado

Most Walks Allowed:17
 April 30, 1944 at New York Giants
 Los Angeles: 16
 (June 29, 1962 vs. New York)

Most Runs Allowed:28
 (Aug. 25, 1891 vs. Chicago)
 Since 1900:26
 (April 30, 1944 vs. New York Giants)
 Los Angeles:20
 (May 20, 1967 at Chicago)
 (May 5, 2001 at Chicago)

Most Runs Allowed - Inning:13
 June 25, 1910 at Boston - 1st Inn.
 Los Angeles:11
 April 23, 1999 vs. St. Louis - 3rd Inn.

Most Hits Allowed:27
 June 8, 1940 at Cincinnati
 Los Angeles:26
 May 13, 1958 vs. San Francisco
 July 17, 2007 vs. Philadelphia

No-Hitters:23
 Last time: **Walker Buehler**, Tony Cingrani, Yimi Garcia and Adam Liberatore (May 4, 2018 at San Diego in Mexico)

Opponent No-Hitters:223
 Last time -Zach Davies, Ryan Tepera, Andrew Chafin and Craig Kimbrel
 June 24, 2021 vs. Chicago

Most Pitchers Used:11
 Sept. 15, 2015 vs. Colorado (16 Innings)
 Sept. 3, 2022 vs. San Francisco (11 Innings)

9-Inning Game: 9
 Sept. 7, 2021 vs. STL

Most Pitchers Used in an Inning: 5
 May 21, 1927 vs. Chicago (9th Inning)
 Aug. 26, 1987 vs. N.Y. (8th Inning)
 Sept. 16, 1991 vs. Cin. (9th Inning)

Club Batting:

Most At-Bats:85
 May 1, 1920 at Boston (26 Innings)
 Los Angeles:80
 Aug. 23, 1989 at Mtl. (22 Innings)

Most Hits:28
 June 23, 1930 at Pittsburgh and Aug. 22, 1917 vs. Pit. (22 Innings)
 Los Angeles:25
 May 19, 2006 vs. Los Angeles (AL)
 June 27, 2011 at Minnesota

Most Hits in an Inning: 12
 May 21, 1952 vs. Cincinnati

Most Runs:25
 May 20, 1896 vs. Pittsburgh
 Sept. 23, 1901 vs. Cincinnati
 Los Angeles:22
 2x, last, July 10, 2021 vs. ARI

Most Runs in an Inning: 15
 May 21, 1952 vs. Cincinnati (1st inn.)
 Los Angeles:10
 June 28, 1969 at San Diego (3rd inn.)
 July 4, 1971 vs. San Fran. (8th inn.)
 Sept. 13, 1977 vs. San Diego (2nd inn.)
 May 6, 2005 at Cincinnati (1st inn.)
 April 26, 2008 vs. Colorado (1st inn.)

Most Doubles: 9
 July 24, 1894 vs. Boston
 June 4, 1939 vs. Philadelphia

Most Triples: 5
 Aug. 23, 1902 vs. Pittsburgh
 July 7, 1921 vs. New York
 July 25, 2014 at San Francisco

Most Bases-Loaded Triples: 2
 Aug. 25, 1917 and May 24, 1953

Most Triples in an Inning: 4
 Aug. 23, 1902 vs. Pit. (3rd Inning)

Most Home Runs: 8
 May 23, 2002 at Milwaukee, March 28, 2019 vs. ARI, July 10, 2021 vs. ARI
 Brooklyn:6
 June 28, 1924 vs. Philadelphia

Most Home Runs, Inning: 5

5 times, last: Sept. 29, 2021 vs. ARI

Most Grand Slams:2
 Sept. 23, 1901 at Cincinnati, Aug. 23, 1985 at Montreal, May 21, 2000 at Florida, May 2, 2021 vs. Milwaukee, July 10, 2021 vs. Arizona

Most RBI, Inning: 15
 May 21, 1952 vs. Cincinnati

Most Total Bases:48
 Aug. 20, 1974 vs. Chicago
 Brooklyn:46
 Sept. 23, 1939 at Philadelphia

Most Stolen Bases: 8
 Aug. 22, 1948 vs. Boston
 Aug. 24, 1974 vs. St. Louis

Most Reaching Base Safely in an Inn.: 19
 May 21, 1952 vs. Cincinnati

Most Walks:17
 Aug. 27, 1903 vs. Philadelphia

Most Hit Batters:4
 July 17, 1900 vs. New York Giants
 April 24, 2005 at Colorado
 July 3, 2006 vs. Arizona

Most Pinch-Hits:**6
 Sept. 9, 1926 vs. Philadelphia

Most Pinch-Hitters:*9
 Sept. 22, 1959 vs. St. Louis
 Sept. 1, 1982 vs. St. Louis (13 inn.)
 Sept. 8, 1985 vs. New York (14 inn.)

Most Pinch-Hitters in an Inning: 6
 Sept. 24, 2002 vs. Colorado

Most Sacrifice Hits in an Inning:*3
 May 23, 1972 vs. San Francisco

Most Runners Left on Base:25
 July 27, 1990 vs. Atlanta
 Brooklyn:20
 Aug. 21, 1954 vs. Milwaukee
 9-Inning Game:17
 April 11, 1977 vs. Atlanta

Most Grounded Into Double Plays: 5
 May 24, 1973 vs. New York
 Sept. 24, 2004 at San Francisco
 Sept. 8, 2009 at Arizona
 Aug. 27, 2015 at CIN

Most Plate App. without a Walk:**81
 Aug. 23, 1989 at Montreal

Largest Winning Margin: 21
 July 10, 2021 vs. Arizona (Dodgers won 22-1)
 Brooklyn:20
 May of 1982 vs. WAS

Largest Losing Margin:21
 June 8, 1940 vs. Cincinnati (Dodgers lost 23-2)
 Los Angeles:19
 May 5, 2001 at Chicago (Dodgers lost 20-1)

Biggest Shutout Victory:19-0
 (June 28, 1969 at San Diego)

Biggest Shutout Loss:18-0
 (Aug. 8, 1965 at Cincinnati)

Brooklyn/Los Angeles Single-Game Records (Continued)

Club Fielding:

Most Putouts (Extra Innings): 78
 May 1, 1920 at Boston

Most Assists (Extra Innings): 37
 Aug 17, 1902 vs. St. Louis

Most Double Plays: 6
 Aug 5, 1956 vs. St. Louis
 July 30, 2017 vs. San Francisco

Most Errors (Los Angeles): 7
 Sept. 4, 1972 vs. Cincinnati
 Sept. 11, 1992 vs. San Francisco
 Sept. 1, 1995 vs. Montreal

Individual Pitching:

Most Innings Pitched: *26
 Leon Cadore (May 1, 1920 at Boston)
 Los Angeles: 13
 Don Drysdale (May 22, 1959 vs. S.F.)
 Sandy Koufax (May 28, 1960 at Chi.)

Most Strikeouts in an Inning: *4
 Pete Richert (April 12, 1962 vs. Cin.)
 Don Drysdale (April 17, 1965 vs. Philadelphia)
 Darren Dreifort (May 22, 2003 vs. Colorado)
 Brad Penny (Sept. 23, 2006 vs. Arizona)
 Zack Greinke (July 25, 2014 at S.F.)
 Kenley Jansen (May 15, 2015 vs. COL)
 Sergio Santos (May 16, 2015 vs. COL)

Clayton Kershaw (June 11, 2021 vs. TEX)
 Chris Martin (August 15, 2022 at MIL)

Most Strikeouts in a Game
 Los Angeles: 18
 Sandy Koufax
 (Aug. 31, 1959 vs. San Francisco and
 April 24, 1962 at Chicago);
 Ramon Martinez . . . (June 4, 1990 vs. Atlanta)
 Brooklyn: 16
 Nap Rucker (1909)

Strikeouts, First Major League Game: *15
 Karl Spooner (Sept. 22, 1954 vs. NYG)

3 Strikeouts on 9 Pitches – Inning:
 D.C. Patty Ragan
 (Oct. 5, 1914 vs. Boston Braves – 8th);
 Dazzy Vance
 (Sept. 14, 1924 vs. Cincinnati – 3rd);
 Sandy Koufax
 (June 30, 1962 vs. New York – 1st;
 April 18, 1964 at Cincinnati – 3rd)
 Todd Worrell
 (Aug. 12, 1995 vs. Pittsburgh – 9th)
 Kenley Jansen
 (May 18, 2017 vs. Miami – 9th)
 Zac Rosscup
 (Aug. 19, 2018 at Seattle – 9th)
 Max Scherzer (Sep. 12, 2021 vs. SD – 2nd)

Most Wild Pitches: 5
 Larry Cheney (July 9, 1918 at St. Louis)

Most Walks Allowed: 11
 Harry McIntyre (Aug. 9, 1906 vs. Chicago)
 Sandy Burk (Sept. 23, 1910 vs. St. Louis)
 Van Lingle Mungo (June 9, 1932 vs. PHI)
 Hal Gregg (June 15, 1944 vs. NYG – 15 inn.)

Most Hits Allowed: 23
 Jeff Pfeffer (June 1, 1919 vs. PHI–19 inn.)

Most Home Runs Allowed: 6
 Hollis Thurston (Aug. 13, 1932 at NYG)

Most Home Runs, Innings: 4
 Ben Wade (May 28, 1954 at NYG– 8th inn)

Individual Batting:

Most At-Bats: 10
 Leon Cadore
 (May 1, 1920 at Boston, 26 innings)
 Jimmy Johnston
 (May 1, 1920 at Boston, 26 innings)
 Bernie Neis
 (May 1, 1920 at Boston, 26 innings)

Ivy Olson (May 1, 1920 at BSN, 26 Innings)
 Chuck Ward (May 1, 1920 at BSN, 26 inn.)
 John Shelby (June 3, 1989 at HOU, 22 inn.)

Most Runs Scored: *6
 Shawn Green (May 23, 2002 at Milwaukee)

Most Hits: 6
 George Cutshaw (Aug. 9, 1915 at Chicago)
 Jack Fournier (June 29, 1923 at Philadelphia)
 John DeBerry (June 23, 1929 vs. NYG, 14 inn.)
 Walter Gilbert (May 30, 1931 at NYG)
 Cookie Lavagetto (Sept. 23, 1939 at PHI)
 Willie Davis (May 24, 1973 vs. NYM–19 inn.)
 Paul Lo Duca (May 28, 2001 vs. COL – 11 inn.)
 Shawn Green (May 23, 2002 at Milwaukee)
 Chase Utley (July 6, 2016 vs. BAL – 14 inn.)

Most Hits, 1st Game in the Majors: 4
 Casey Stengel (Sept. 17, 1912 at Pittsburgh)

Most Singles: 6
 Willie Davis (May 24, 1973 vs. New York)

Most Doubles: 3
 By many players: Last time:
Freddie Freeman (May 17, 2022 vs. ARI)

Most Triples: 3
 Jimmy Sheekard (April 18, 1901 vs. PHI)
 Yasiel Puig (July 25, 2014 at SF)

Most Triples in an Inning: 2
 Bill Dahlen (Aug. 30, 1900–8th inning)

Most Home Runs: *4
 Gil Hodges (Aug. 31, 1950 vs. Boston)
 Shawn Green (May 23, 2002 at Milwaukee)

Consecutive Home Runs: 3
 Gene Hermanski (Aug. 4, 1948 vs. Chicago)
 Duke Snider (May 30, 1950 at Cincinnati)
 Roy Campanella (Aug. 26, 1950 at Cincinnati)
 Tom Brown (Sept. 18, 1950 vs. Chicago)
 Shawn Green (May 23, 2002 at Milwaukee)
 Hee-Seop Choi (June 12, 2005 vs. Minnesota)
 Juan Uribe (Sept. 9, 2013 vs. Arizona)
 Adrián González (April 8, 2015 vs. SD)
 Corey Seager (June 3, 2016 vs. Atlanta)

Most Extra-Base Hits: *5
 Steve Garvey (Aug. 28, 1977 vs. St. Louis)
 Shawn Green (May 23, 2002 at Milwaukee)

Most Total Bases: **19
 Shawn Green (May 23, 2002 at Milwaukee)
 Brooklyn 17
 Gil Hodges (Aug. 31, 1950 vs. Boston)

Most RBI: 9
 Gil Hodges (Aug. 31, 1950 vs. BOS)
 James Loney (Sept. 28, 2006 at Colorado)

Most RBI in an Inning: 6
 Cody Bellinger June 2, 2021 vs. STL

Most Stolen Bases: 5
 Davey Lopes (Aug. 24, 1974 vs. St. Louis)

Most Hit by Pitch (Los Angeles) *3
 Nomar Garciaparra July 3, 2006

Most Sacrifice Hits: 4
 Jake Daubert (Aug. 15, 1914 vs. Philadelphia)

Most Walks: 5
 Gene Hermanski (Sept. 22, 1949 vs. St. Louis)
 Greg Brock (May 17, 1983 at Montreal)
 Max Muncy April 25, 2021 vs. SD

Most Strikeouts: 5
 Bill Russell (June 9, 1971 vs. Philadelphia)
 Darryl Strawberry (May 1, 1991 at Montreal)
 Andrew Jones (July 12, 2008 vs. Florida)

Reached Base Safely: 7
 Cookie Lavagetto (Sept. 23, 1939 at PHI)

Reached Base Safely in an Inning: *3
 Pee Wee Reese (May 21, 1952 vs. Cincinnati)

By a Pitcher: 13
 Leon Cadore (May 1, 1920 at BOS, 26 INN)

Most Assists in an Inning:
 By a Pitcher 3
 Steve Wilson (Aug. 25, 1992 vs. Pittsburgh)
 Zack Greinke (June 13, 2015 at SD)

Clayton Kershaw (July 18, 2017 at CWS)
 Scott Alexander (June 5, 2018 at PIT)

By a Catcher 3
 Bruce Edwards (Aug. 15, 1946 vs. NYG)
 A.J. Ellis (May 23, 2014 at PHI)

Will Smith (Aug. 15, 2019 at MIA)

Most Chances:
 By an Infielder: 16
 Phil Lewis (July 20, 1905 vs. Cincinnati)
 Chase Utley (May 22, 2016 at San Diego)

By a Third Baseman: 13
 Tony Cucchinello (July 12, 1934 vs. Cincinnati)

By a First Baseman: 31
 Ed Konetchy (May 1, 1920 at BOS – 26 inn.)

Nine-inning game 22
 Jake Daubert (May 6, 1910 at BOS)

By a Catcher: 26
 Yasmani Grandal
 June 2, 2017 at Milwaukee – 12 Inn.,
 (NL record for an extra-inning game)

By a Pitcher: 13
 Leon Cadore (May 1, 1920 at BOS–26 inn)
 Elmer Stricklett
 (Sept. 11, 1906 vs. Philadelphia)


Most Putouts:
 Brooklyn: 30
 Ed Konetchy (May 1, 1920 at BOS–26 inn.)
 Los Angeles: 26
 Yasmani Grandal (June 2, 2017 at MIL – 12 Inn.)

Most Double Plays 5
 Teddy Martinez Aug. 21, 1977 at Chicago
 Olmedo Saenz (July 26, 2006 vs. San Diego)
 James Loney (Sept. 4, 2007 at Chicago (NL))

Most Runners Caught Stealing 6
 Bill Bergen Aug. 23, 1909 vs. St. Louis

Most Errors: 5
 Phillip Lewis (July 20, 1905 vs. Cincinnati)
 Charlie Babb (June 20, 1904 vs. NY Giants)

Most Errors, Inning: 3
 Davey Lopes (June 2, 1973 vs. Montreal – 1st)
 Jose Offerman (May 9, 1995 at SD – 4th)



Individual Fielding:

Most Assists:
 By an Infielder: 13
 Chase Utley (May 22, 2016 at San Diego)

By a Catcher: 7
 Bill Bergen (Aug. 23, 1909 vs. St. Louis)

H I S T O R Y A N D R E C O R D S

Brooklyn/Los Angeles Career Top 5 – Fielding

First Base: Garvey, Steve .996 Parker, Wes .996 González, Adrián .995 Murray, Eddie .995 Loney, James .994	Third Base: Uribe, Juan .978 Blake, Casey .966 Turner, Justin .965 Cox, Billy .964 Wallach, Tim .964	Outfield: Butler, Brett .996 Rosen, Goody .991 Pederson, Joc .990 Bellinger, Cody .989 Baker, Dusty .987 Pierre, Juan .987	Pitcher: Fitzsimmons, Freddie .985 Davis, Curt .985 Perez, Odalis .980 Ruether, Dutch .979 Vance, Dazzy .979 Hooton, Burt .978 Minimum: 300 Games For Each Position Except Pitcher. Pitcher Minimum: 200 Total Chances.
Second Base Robinson, Jackie .983 Grudzielanek, Mark .983 Cora, Alex .981 Neal, Charlie .980 Deshields, Delino .980	Shortstop: Izturis, Cesar .980 Anderson, Dave .970 Seager, Corey .969 Cora, Alex .969 Furcal, Rafael .967	Catcher: Ellis, A.J. .997 Grandal, Yasmani .995 Haller, Tom .991 Lo Duca, Paul .991 Martin, Russell .990	

Brooklyn/Los Angeles Single Season Fielding

First Base: Garvey, Steve 1981, .999 Parker, Wes 1968, .999 González, Adrián 2016, .998 Garvey, Steve 1976, .998 Muncy, Max 2021, .998	Third Base: Uribe, Juan 2013, .983 Beltre, Adrian 2004, .978 Cey, Ron 1979, .977 Wallach, Tim 1995, .976 Blake, Casey 2009, .973 Turner, Justin 2019, .973	Outfield: Butler, Brett 1991, 1.000 Butler, Brett 1993, 1.000 Ethier, Andre 2011, 1.000 Roberts, Dave 2002, 1.000 Grissom, Marquis 2001, 1.000 Landreaux, Ken 1981, 1.000	Pitcher: Vance, Dazzy 1928, 1.000 Casey, Hugh 1939, 1.000 Davis, Curt 1942, 1.000 Hooton, Joe 1947, 1.000 Fitzsimmons, F. 1939, 1.000 Ruether, Dutch 1922, 1.000
Second Base Ellis, Mark 2012, .994 Reed, Jody 1993, .993 Robinson, Jackie 1951, .992 Kendrick, Howie 2015, .990	Shortstop: Izturis, Cesar 2004, .985 Rollins, Jimmy 2015, .983 Izturis, Cesar 2002, .979 Seager, Corey 2017, .979 Wills, Maury 1971, .978	Catcher: Smith, Will 2022, .997 Grandal, Yasmani 2015, .997 Ellis, A.J. 2013, .997 Barajas, Rod 2011, .997	Pitchers Listed By Most Total Chances, No Errors. Catchers Minimum: Played At Least Half Of Team's Games.

Minimums: Played At Least 2/3 Of Team's Games For Each Position Except Catcher And Pitcher.

Brooklyn/Los Angeles Career Top 10 – Batting

Games: Wheat, Zack 2,322 Russell, Bill 2,181 Reese, Pee Wee 2,166 Hodges, Gil 2,006 Gilliam, Jim 1,956 Davis, Willie 1,952 Snider, Duke 1,923 Furillo, Carl 1,806 Garvey, Steve 1,727 Karros, Eric 1,601	Doubles: Wheat, Zack 464 Snider, Duke 343 Garvey, Steve 333 Reese, Pee Wee 330 Furillo, Carl 324 Davis, Willie 321 Gilliam, Jim 304 Ethier, Andre 303 Karros, Eric 302 Hodges, Gil 294	Total Bases: Wheat, Zack 4,003 Snider, Duke 3,669 Hodges, Gil 3,357 Davis, Willie 3,094 Reese, Pee Wee 3,038 Garvey, Steve 3,004 Furillo, Carl 2,922 Karros, Eric 2,740 Gilliam, Jim 2,530 Russell, Bill 2,471	Walks: Reese, Pee Wee 1,210 Gilliam, Jim 1,036 Hodges, Gil 925 Snider, Duke 893 Cey, Ron 765 Robinson, Jackie 740 Wheat, Zack 632 Lopes, Davey 603 Camrilli, Dolph 584 Scioscia, Mike 567
At-Bats: Wheat, Zack 8,859 Reese, Pee Wee 8,058 Davis, Willie 7,495 Russell, Bill 7,318 Gilliam, Jim 7,119 Hodges, Gil 6,881 Snider, Duke 6,640 Garvey, Steve 6,543 Furillo, Carl 6,378 Wills, Maury 6,156	Triples: Wheat, Zack 171 Davis, Willie 110 Myers, Hy 97 Daubert, Jake 87 Snider, Duke 82 Hummel, John 82 Reese, Pee Wee 80 Sheckard, Jimmy 76 Daly, Tom 76 Johnston, Jimmy 73	Extra-Base Hits: Snider, Duke 814 Wheat, Zack 766 Hodges, Gil 703 Davis, Willie 585 Karros, Eric 582 Garvey, Steve 579 Furillo, Carl 572 Reese, Pee Wee 536 Ethier, Andre 499 Kemp, Matt 476	Slugging Pct. (1,800+ AB): Sheffield, Gary .573 Piazza, Mike .572 Herman, Babe .557 Snider, Duke .553 Fournier, Jack .552 Guerrero, Pedro .512 Green, Shawn .510 Mondesi, Raul .504 Seager, Corey .504 Campanella, Roy .500
Runs: Reese, Pee Wee 1,338 Wheat, Zack 1,255 Snider, Duke 1,199 Gilliam, Jim 1,163 Hodges, Gil 1,088 Davis, Willie 1,004 Robinson, Jackie 947 Furillo, Carl 895 Griffin, Mike 882 Wills, Maury 876	Home Runs: Snider, Duke 389 Hodges, Gil 361 Karros, Eric 270 Campanella, Roy 242 Cey, Ron 228 Garvey, Steve 211 Kemp, Matt 203 Furillo, Carl 192 Piazza, Mike 177 Guerrero, Pedro 171	Batting Avg. (1,800+ AB): Keeler, Wee Willie .360 Herman, Babe .339 Fournier, Jack .337 Piazza, Mike .331 Wheat, Zack .317 Mota, Manny .315 Jones, Fielder .313 Sheffield, Gary .312 Robinson, Jackie .311 Walker, Dixie .311	Pinch-Hits: Hansen, Dave 110 Mota, Manny 106 Gwynn, Chris 52 Saenz, Olmedo 49 Snider, Duke 43 Webster, Mitch 43 Ethier, Andre 40 Sharperson, Mike 39 Hatcher, Mickey 38 Monday, Rick 34
Hits: Wheat, Zack 2,804 Reese, Pee Wee 2,170 Davis, Willie 2,091 Snider, Duke 1,995 Garvey, Steve 1,968 Russell, Bill 1,926 Furillo, Carl 1,910 Gilliam, Jim 1,889 Hodges, Gil 1,884 Wills, Maury 1,732	RBI: Snider, Duke 1,271 Hodges, Gil 1,254 Wheat, Zack 1,223 Furillo, Carl 1,058 Garvey, Steve 992 Karros, Eric 976 Reese, Pee Wee 885 Campanella, Roy 856 Davis, Willie 849 Cey, Ron 842	Stolen Bases: Wills, Maury 490 Lopes, Davey 418 Davis, Willie 335 Daly, Tom 298 Sax, Steve 290 Griffin, Mike 264 Reese, Pee Wee 232 Sheckard, Jimmy 212 Gilliam, Jim 203 Wheat, Zack 203	

Los Angeles Career Top - 10 Batting

Games:		Doubles:		Total Bases:		Walks:	
Russell, Bill	2,181	Garvey, Steve	333	Davis, Willie	3,094	Cey, Ron	765
Davis, Willie	1,952	Davis, Willie	321	Garvey, Steve	3,004	Gilliam, Jim	631
Garvey, Steve	1,727	Ethier, Andre	303	Karros, Eric	2,740	Lopes, Davey	603
Karros, Eric	1,601	Karros, Eric	302	Russell, Bill	2,471	Scioscia, Mike	567
Wills, Maury	1,593	Russell, Bill	293	Cey, Ron	2,321	Parker, Wes	532
Cey, Ron	1,481	Kemp, Matt	240	Kemp, Matt	2,237	Fairly, Ron	522
Ethier, Andre	1,455	Turner, Justin	235	Ethier, Andre	2,224	Ethier, Andre	519
Scioscia, Mike	1,441	Cey, Ron	223	Wills, Maury	2,045	Karros, Eric	517
Fairly, Ron	1,306	Scioscia, Mike	198	Guerrero, Pedro	1,843	Russell, Bill	483
Parker, Wes	1,288	Parker, Wes	194	Baker, Dusty	1,779	Wills, Maury	456
At-Bats:		Triples:		Extra-Base Hits:		Plate Appearances:	
Davis, Willie	7,495	Davis, Willie	110	Davis, Willie	585	Davis, Willie	8,035
Russell, Bill	7,318	Russell, Bill	57	Karros, Eric	582	Russell, Bill	8,021
Garvey, Steve	6,543	Wills, Maury	56	Garvey, Steve	579	Garvey, Steve	7,027
Wills, Maury	6,156	Roseboro, John	44	Ethier, Andre	499	Wills, Maury	6,745
Karros, Eric	6,002	Butler, Brett	41	Kemp, Matt	476	Karros, Eric	6,624
Cey, Ron	5,216	Lopes, Davey	39	Cey, Ron	469	Cey, Ron	6,108
Ethier, Andre	4,800	Mondesi, Raul	37	Turner, Justin	398	Ethier, Andre	5,425
Lopes, Davey	4,590	Garvey, Steve	35	Russell, Bill	396	Lopes, Davey	5,308
Kemp, Matt	4,531	Sax, Steve	35	Mondesi, Raul	390	Scioscia, Mike	5,057
Scioscia, Mike	4,373	Ethier, Andre	34	Guerrero, Pedro	364	Kemp, Matt	5,002
Runs:		Home Runs:		Batting Avg. (1,800+ Ab):		Slugging Pct. (1,800+AB):	
Davis, Willie	1,004	Karros, Eric	270	Plazza, Mike	.331	Sheffield, Gary	.573
Wills, Maury	876	Cey, Ron	228	Mota, Manny	.315	Plazza, Mike	.572
Garvey, Steve	852	Garvey, Steve	211	Sheffield, Gary	.312	Guerrero, Pedro	.512
Russell, Bill	796	Kemp, Matt	203	Guerrero, Pedro	.309	Green, Shawn	.510
Lopes, Davey	759	Plazza, Mike	177	Davis, Tommy	.304	Mondesi, Raul	.504
Karros, Eric	752	Guerrero, Pedro	171	Garvey, Steve	.301	Seager, Corey	.504
Cey, Ron	715	Mondesi, Raul	163	Butler, Brett	.298	Howard, Frank	.495
Kemp, Matt	712	Ethier, Andre	162	Seager, Corey	.297	Kemp, Matt	.494
Ethier, Andre	641	Green, Shawn	162	Turner, Justin	.296	Turner, Justin	.490
Gilliam, Jim	630	Turner, Justin	156	Kemp, Matt	.292	Muncy, Max	.489
Hits:		RBI:		Stolen Bases:		Pinch-Hits:	
Davis, Willie	2,091	Garvey, Steve	992	Wills, Maury	490	Hansen, Dave	110
Garvey, Steve	1,968	Karros, Eric	976	Lopes, Davey	418	Mota, Manny	106
Russell, Bill	1,926	Davis, Willie	849	Davis, Willie	335	Gwynn, Chris	52
Wills, Maury	1,732	Cey, Ron	842	Sax, Steve	290	Saenz, Olmedo	49
Karros, Eric	1,608	Kemp, Matt	733	Butler, Brett	179	Webster, Mitch	43
Cey, Ron	1,378	Ethier, Andre	687	Kemp, Matt	170	Ethier, Andre	40
Ethier, Andre	1,367	Russell, Bill	627	Russell, Bill	167	Sharperson, Mike	39
Kemp, Matt	1,322	Baker, Dusty	586	Mondesi, Raul	140	Hatcher, Mickey	38
Sax, Steve	1,218	Guerrero, Pedro	585	Pierre, Juan	134	Monday, Rick	34
Lopes, Davey	1,204	Turner, Justn	574	Gordon, Dee	130		



Former first baseman Eric Karros holds the distinction as Los Angeles' home run king (270).

Brooklyn/Los Angeles Career Top - 10 Pitching

Wins: Sutton, Don 233 Drysdale, Don 209 Kershaw, Clayton 197 Vance, Dazzy 190 Kennedy, Brickyard 174 Koufax, Sandy 165 Grimes, Burleigh 158 Osteen, Claude 147 Valenzuela, Fernando 141 Podres, Johnny 136	Games Started: Sutton, Don 533 Drysdale, Don 465 Kershaw, Clayton 398 Osteen, Claude 335 Kennedy, Brickyard 332 Vance, Dazzy 326 Valenzuela, Fernando 320 Koufax, Sandy 314 Podres, Johnny 310 Hershiser, Orel 309	Complete Games: Kennedy, Brickyard 279 Vance, Dazzy 212 Grimes, Burleigh 205 Rucker, Nap 186 Drysdale, Don 167 Pfeffer, Jeff 157 Sutton, Don 156 Koufax, Sandy 137 Stein, Ed 136 McIntyre, Harry 119	Walks: Kennedy, Brickyard 1,128 Sutton, Don 996 Valenzuela, Fernando 915 Drysdale, Don 855 Koufax, Sandy 817 Vance, Dazzy 764 Grimes, Burleigh 744 Martinez, Ramon 704 Rucker, Nap 701 Mungo, Van Lingle 697
Losses: Sutton, Don 181 Drysdale, Don 166 Kennedy, Brickyard 150 Rucker, Nap 134 Vance, Dazzy 131 Osteen, Claude 126 Grimes, Burleigh 121 Valenzuela, Fernando 116 Hershiser, Orel 107 Podres, Johnny 104	Strikeouts: Kershaw, Clayton 2,807 Sutton, Don 2,696 Drysdale, Don 2,486 Koufax, Sandy 2,396 Vance, Dazzy 1,918 Valenzuela, Fernando 1,759 Hershiser, Orel 1,456 Podres, Johnny 1,331 Martinez, Ramon 1,312 Welch, Bob 1,292	Innings Pitched: Sutton, Don 3,816.1 Drysdale, Don 3,432.1 Kennedy, Brickyard 2,857.0 Vance, Dazzy 2,758.0 Kershaw, Clayton 2,581.0 Grimes, Burleigh 2,425.2 Osteen, Claude 2,397.1 Rucker, Nap 2,375.1 Valenzuela, Fernando 2,348.2 Koufax, Sandy 2,324.1	Shutouts: Sutton, Don 52 Drysdale, Don 49 Koufax, Sandy 40 Rucker, Nap 38 Osteen, Claude 34 Vance, Dazzy 30 Valenzuela, Fernando 29 Pfeffer, Jeff 25 Hershiser, Orel 24 Podres, Johnny 23 Welch, Bob 23
Games: Jansen, Kenley 702 Sutton, Don 550 Drysdale, Don 518 Brewer, Jim 474 Perranoski, Ron 457 Labine, Clem 425 Kershaw, Clayton 401 Hough, Charlie 401 Koufax, Sandy 397 Broxton, Jonathan 386	Saves: Jansen, Kenley 350 Gagné, Eric 161 Shaw, Jeff 129 Worrell, Todd 127 Brewer, Jim 125 Perranoski, Ron 101 Howell, Jay 85 Broxton, Jonathan 84 Labine, Clem 83 Saito, Takashi 81	Hits: Sutton, Don 3,291 Kennedy, Brickyard 3,102 Drysdale, Don 3,084 Vance, Dazzy 2,579 Grimes, Burleigh 2,547 Osteen, Claude 2,350 Valenzuela, Fernando 2,099 Rucker, Nap 2,089 Podres, Johnny 2,009 Hershiser, Orel 1,976	Era (1,100+ Innings): Pfeffer, Jeff 2.31 Rucker, Nap 2.42 Kershaw, Clayton 2.48 Koufax, Sandy 2.76 Smith, Sherry 2.91 Drysdale, Don 2.95 Scanlan, Doc 2.96 John, Tommy 2.97 Singer, Bill 3.03 Osteen, Claude 3.09

Los Angeles Career Top 10 - Pitching

Wins: Sutton, Don 233 Kershaw, Clayton 197 Drysdale, Don 187 Koufax, Sandy 156 Osteen, Claude 147 Valenzuela, Fernando 141 Hershiser, Orel 135 Martinez, Ramon 123 Welch, Bob 115 Hooton, Burt 112	Games Started: Sutton, Don 533 Drysdale, Don 424 Kershaw, Clayton 398 Osteen, Claude 335 Valenzuela, Fernando 320 Hershiser, Orel 309 Koufax, Sandy 286 Welch, Bob 267 Hooton, Burt 265 Martinez, Ramon 262	Complete Games: Drysdale, Don 156 Sutton, Don 156 Koufax, Sandy 133 Valenzuela, Fernando 107 Osteen, Claude 100 Hershiser, Orel 65 Hooton, Burt 61 Singer, Bill 52 Podres, Johnny 50 Welch, Bob 47	Walks: Sutton, Don 996 Valenzuela, Fernando 915 Drysdale, Don 763 Koufax, Sandy 709 Martinez, Ramon 704 Hershiser, Orel 667 Kershaw, Clayton 629 Park, Chan Ho 596 Osteen, Claude 568 Welch, Bob 565
Losses: Sutton, Don 181 Drysdale, Don 152 Osteen, Claude 126 Valenzuela, Fernando 116 Hershiser, Orel 107 Kershaw, Clayton 87 Welch, Bob 86 Hooton, Burt 84 Koufax, Sandy 77 Martinez, Ramon 77	Strikeouts: Kershaw, Clayton 2,807 Sutton, Don 2,696 Drysdale, Don 2,283 Koufax, Sandy 2,214 Valenzuela, Fernando 1,759 Hershiser, Orel 1,456 Martinez, Ramon 1,312 Welch, Bob 1,292 Nomo, Hideo 1,200 Park, Chan Ho 1,177	Innings Pitched: Sutton, Don 3,816.1 Drysdale, Don 3,112.1 Kershaw, Clayton 2,581.0 Osteen, Claude 2,397.1 Valenzuela, Fernando 2,348.2 Hershiser, Orel 2,180.2 Koufax, Sandy 2,119.2 Hooton, Burt 1,861.0 Welch, Bob 1,820.2 Martinez, Ramon 1,731.2	Shutouts: Sutton, Don 52 Drysdale, Don 45 Koufax, Sandy 38 Osteen, Claude 34 Valenzuela, Fernando 29 Hershiser, Orel 24 Welch, Bob 23 Hooton, Burt 22 Martinez, Ramon 20 Singer, Bill 18
Games: Jansen, Kenley 605 Sutton, Don 550 Brewer, Jim 474 Drysdale, Don 459 Perranoski, Ron 457 Kershaw, Clayton 401 Hough, Charlie 401 Broxton, Jonathan 386 Hershiser, Orel 353 Osteen, Claude 339	Saves: Jansen, Kenley 350 Gagné, Eric 161 Shaw, Jeff 129 Worrell, Todd 127 Brewer, Jim 125 Perranoski, Ron 101 Howell, Jay 85 Broxton, Jonathan 84 Saito, Takashi 81 Niedener, Tom 64	Hits: Sutton, Don 3,291 Drysdale, Don 2,792 Osteen, Claude 2,350 Valenzuela, Fernando 2,099 Hershiser, Orel 1,976 Kershaw, Clayton 1,955 Hooton, Burt 1,659 Welch, Bob 1,631 Koufax, Sandy 1,572 Martinez, Ramon 1,518	ERA (900+ Innings): Kershaw, Clayton 2.48 Koufax, Sandy 2.64 Messersmith, Andy 2.67 John, Tommy 2.97 Drysdale, Don 2.98 Singer, Bill 3.03 Osteen, Claude 3.09 Sutton, Don 3.09 Reuss, Jerry 3.11 Hershiser, Orel 3.12

Brooklyn/Los Angeles Single-Season Top 10 – Batting

At-Bats:

1. Wills, Maury	695 (1962)
2. Izturis, Cesar	670 (2004)
3. Pierre, Juan	668 (2007)
4. Furillo, Carl	667 (1951)
5. Davis, Tommy	665 (1962)
6. Garvey, Steve	659 (1975)
7. Garvey, Steve	658 (1980)
8. Furcal, Rafael	654 (2006)
9. Olson, Ivy	652 (1921)
9. Turner, Trea	652 (2022)

Plate Appearances:

1. Wills, Maury	759 (1962)
2. Reese, Pee Wee	743 (1949)
3. Furcal, Rafael	736 (2006)
4. Butler, Brett	730 (1991)
5. Pierre, Juan	729 (2007)
6. Izturis, Cesar	728 (2004)
7. Lopes, Davey	726 (1975)
8. Stanky, Eddie	726 (1945)
9. Furillo, Carl	724 (1951)
10. Butler, Brett	716 (1993)

Runs:

1. Collins, Hub	148 (1890)
2. Herman, Babe	143 (1930)
3. Griffn, Mike	140 (1895)
Keeler, Willie	140 (1899)
5. Griffn, Mike	136 (1897)
6. Daly, Tom	135 (1894)
7. Jones, Fielder	134 (1897)
8. Reese, Pee Wee	132 (1949)
Snider, Duke	132 (1953)
10. Wills, Maury	130 (1962)

Hits:

1. Herman, Babe	241 (1930)
2. Davis, Tommy	230 (1962)
3. Wheat, Zack	221 (1925)
4. O'doul, Lefty	219 (1932)
5. Herman, Babe	217 (1929)
6. Keeler, Willie	215 (1899)
7. Wheat, Zack	212 (1924)
8. Garvey, Steve	210 (1975)
Sax, Steve	210 (1986)
10. Keeler, Willie	209 (1901)

Batting Average: (3.1 PA/G)

1. Herman, Babe	.393 (1930)
2. Herman, Babe	.381 (1929)
3. Keeler, Willie	.377 (1899)
4. Wheat, Zack	.375 (1924)
5. Keeler, Willie	.368 (1900)
O'doul, Lefty	.368 (1932)
7. Piazza, Mike	.362 (1997)
8. Burns, Oyster	.361 (1894)
9. Wheat, Zack	.359 (1925)
10. Walker, Dixie	.357 (1944)

Singles:

1. Keeler, Willie	187 (1899)
2. Keeler, Willie	179 (1900)
Wills, Maury	179 (1962)
4. Keeler, Willie	176 (1901)
5. Davis, Willie	167 (1962)
6. Wills, Maury	165 (1965)
7. Pierre, Juan	164 (2007)
Stock, Milt	164 (1925)
9. Keeler, Willie	163 (1902)
10. Butler, Brett	162 (1991)

Doubles:

1. Frederick, John	52 (1929)
2. Green, Shawn	49 (2003)
3. Herman, Babe	48 (1930)
4. Parker, Wes	47 (1970)
Freeman, Freddie	47 (2022)
6. Frederick, John	44 (1930)
Green, Shawn	44 (2000)
Seager, Corey	44 (2019)
9. Herman, Babe	43 (1931)
Galan, Augie	43 (1944)
Sax, Steve	43 (1986)

Triples:

1. Treadway, George	26 (1894)
2. Myers, Hy	22 (1920)
3. Brouthers, Dan	20 (1892)
Corcoran, Tom	20 (1894)
5. Sheckard, Jimmy	19 (1901)
6. Burns, Oyster	18 (1892)
Lumley, Harry	18 (1904)
8. Kelley, Joe	17 (1900)
Reiser, Pete	17 (1941)
Gilliam, Jim	17 (1953)

Home Runs:

1. Green, Shawn	49 (2001)
2. Beltre, Adrian	48 (2004)
3. Bellinger, Cody	47 (2019)
4. Snider, Duke	43 (1956)
Sheffield, Gary	43 (2000)
6. Snider, Duke	42 (1953)
Hodges, Gil	42 (1954)
Snider, Duke	42 (1955)
Green, Shawn	42 (2002)
10. Campanella, Roy	41 (1953)

RBI:

1. Davis, Tommy	153 (1962)
2. Campanella, Roy	142 (1953)
3. Snider, Duke	136 (1955)
4. Fournier, Jack	130 (1925)
Herman, Babe	130 (1930)
Hodges, Gil	130 (1954)
Snider, Duke	130 (1954)
8. Burns, Oyster	128 (1890)
9. Wright, Glenn	126 (1930)
Snider, Duke	126 (1953)
Kemp, Matt	126 (2011)

Total Bases:

1. Herman, Babe	416 (1930)
2. Snider, Duke	378 (1954)
3. Beltre, Adrian	376 (2004)
4. Snider, Duke	370 (1953)
Green, Shawn	370 (2001)
6. Davis, Tommy	356 (1962)
7. Piazza, Mike	355 (1997)
8. Kemp, Matt	353 (2011)
9. Bellinger, Cody	351 (2019)
10. Herman, Babe	348 (1929)

Stolen Bases:

1. Wills, Maury	104 (1962)
2. Wills, Maury	94 (1965)
3. Ward, Monte	88 (1892)
4. Collins, Hub	85 (1890)
5. Lopes, Davey	77 (1975)
6. Sheckard, Jimmy	67 (1903)
7. Gordon, Dee	64 (2014)
Pierre, Juan	64 (2007)
9. Lopes, Davey	63 (1976)
10. Lopes, Davey	59 (1974)

Walks:

1. Stanky, Eddie	148 (1945)
2. Stanky, Eddie	137 (1946)
3. Camilli, Dolph	119 (1938)
4. Reese, Pee Wee	116 (1949)
5. Galan, Augie	114 (1945)
6. Camilli, Dolph	110 (1939)
Wynn, Jimmy	110 (1975)
8. Butler, Brett	108 (1991)
Wynn, Jimmy	108 (1974)
10. Hodges, Gil	107 (1952)

Slugging Percentage:

1. Herman, Babe	.678 (1930)
2. Snider, Duke	.647 (1954)
3. Sheffield, Gary	.643 (2000)
4. Piazza, Mike	.638 (1997)
5. Beltre, Adrian	.629 (2004)
Bellinger, Cody	.629 (2019)
7. Snider, Duke	.628 (1955)
8. Snider, Duke	.627 (1953)
9. Herman, Babe	.612 (1929)
10. Campanella, Roy	.611 (1953)

On-Base Percentage:

1. Herman, Babe	.455 (1930)
2. Fournier, Jack	.440 (1952)
3. Robinson, Jackie	.438 (1949)
Moon, Wally	.438 (1960)
Sheffield, Gary	.438 (2000)
6. Herman, Babe	.436 (1929)
Stanky, Eddie	.436 (1946)
Robinson, Jackie	.436 (1951)
9. Walker, Dixie	.434 (1944)
10. Smith, Reggie	.432 (1977)

Extra-Base Hits:

1. Herman, Babe	94 (1930)
2. Snider, Duke	89 (1954)
3. Snider, Duke	84 (1953)
Green, Shawn	84 (2001)
Bellinger, Cody	84 (2019)
4. Frederick, John	82 (1929)
Snider, Duke	82 (1955)
8. Beltre, Adrian	80 (2004)
9. Snider, Duke	78 (1956)
Betts, Mookie	78 (2022)

Pinch-Hits:

1. Hansen, Dave	18 (1993)
2. Webster, Mitch	17 (1992)
3. Gautreaux, Sid	16 (1936)
4. Mota, Manny	15 (1974)
Goodson, Ed	15 (1976)
Mota, Manny	15 (1979)
Hansen, Dave	15 (2000)
Saenz, Olmedo	15 (2004)
Saenz, Olmedo	15 (2006)
10. Mota, Manny	14 (1977)
Whitfield, Terry	14 (1985)
Hatcher, Mickey	14 (1990)
Saenz, Olmedo	14 (2007)
Young, Delwyn	14 (2008)
Loretta, Mark	14 (2009)
Pierre, Juan	14 (2009)

Brooklyn/Los Angeles Single-Season Top 10 - Pitching

Games:

1. Marshall, Mike	106 (1974)
2. Quantrill, Paul	89 (2003)
3. Quantrill, Paul	86 (2002)
4. Beimel, Joe	83 (2007)
5. Broxton, Jonathan	83 (2007)
6. Martin, Tom	80 (2003)
7. Sanchez, Duaner	79 (2005)
8. Hough, Charlie	77 (1976)
Shaw, Jeff	77 (2001)
Gagné, Eric	77 (2002, '03)
Belisario, Ronald	77 (2013)

Games Started:

1. Terry, Bill	44 (1890)
Haddock, George	44 (1892)
Kennedy, Brickyard	44 (1893)
4. Lovett, Tom	43 (1891)
5. Stein, Ed	42 (1892)
Drysdale, Don	42 (1963)
Drysdale, Don	42 (1965)
8. 9 Tied With 41	

Complete Games:

1. Kennedy, Brickyard	40 (1893)
2. Lovett, Tom	39 (1890)
Lovett, Tom	39 (1891)
Haddock, George	39 (1892)
5. Terry, Bill	38 (1890)
Stein, Ed	38 (1892)
Stein, Ed	38 (1894)
Kennedy, Brickyard	38 (1898)
Jones, Oscar	38 (1904)
10. 2 Tied With 36	

Innings:

1. Kennedy, Brickyard	382.2 (1893)
2. Haddock, George	381.1 (1892)
3. Stein, Ed	377.1 (1892)
4. Jones, Oscar	377.0 (1904)
5. Lovett, Tom	372.0 (1890)
6. Terry, Bill	370.0 (1890)
7. Lovett, Tom	365.2 (1891)
8. Kennedy, Brickyard	360.2 (1894)
9. Stein, Ed	359.0 (1894)
10. Donovan, Bill	351.0 (1901)

Wins:

1. Lovett, Tom	30 (1890)
2. Haddock, George	29 (1892)
McGinnity, Joe	29 (1900)
4. Hughes, Jim	28 (1899)
Vance, Dazzy	28 (1924)
6. Stein, Ed	27 (1892)
Stein, Ed	27 (1894)
Newcombe, Don	27 (1956)
Koufax, Sandy	27 (1966)
10. Terry, Bill	26 (1900)
Koufax, Sandy	26 (1965)

Winning Pct. (Min.15 Decisions):

1. Gonsolin, Tony	.941 (2022)
2. Regan, Phil.	.933 (14-1) 1966
3. Fitzsimmons, F.	.889 (16-2) 1940
4. Roe, Preacher	.880 (22-3) 1951
5. Kershaw, Clayton	.875 (21-3) 2014
6. Urias, Julio	.870 (20-3) 2021
7. Hershiser, Orel	.864 (19-3) 1985
Greinke, Zack	.864 (19-3) 2015
9. Wood, Alex	.842 (16-3) 2017
Perranoski, Ron	.842 (16-3) 1963

Strikeouts:

1. Koufax, Sandy	382 (1965)
2. Koufax, Sandy	317 (1966)
3. Koufax, Sandy	306 (1963)
4. Kershaw, Clayton	301 (2015)
5. Koufax, Sandy	269 (1961)
6. Vance, Dazzy	262 (1924)
7. Drysdale, Don	251 (1963)
8. Kershaw, Clayton	248 (2011)
9. Singer, Bill	247 (1969)
10. Drysdale, Don	246 (1960)

ERA (Min. 1.0 IP Per Team Game):

1. Marquard, Rube	1.58 (1916)
2. Greinke, Zack	1.66 (2015)
3. Garvin, Ned	1.68 (1904)
4. Koufax, Sandy	1.73 (1966)
5. Koufax, Sandy	1.74 (1964)
6. Kershaw, Clayton	1.77 (2014)
7. Kershaw, Clayton	1.83 (2013)
8. Wilhelm, Kaiser	1.87 (1908)
9. Koufax, Sandy	1.88 (1963)
10. Pfeffer, Jeff	1.91 (1916)

Shutouts:

1. Koufax, Sandy	11 (1963)
2. Sutton, Don	9 (1972)
3. Koufax, Sandy	8 (1965)
Drysdale, Don	8 (1968)
Valenzuela, Fernando	8 (1981)
Hershiser, Orel	8 (1988)
Belcher, Tim	8 (1989)
8. 5 Tied With 7	

Saves:

1. Gagné, Eric	55 (2003)
2. Gagné, Eric	52 (2002)
3. Jansen, Kenley	47 (2016)
4. Gagné, Eric	45 (2004)
5. Jansen, Kenley	44 (2014)
Worrell, Todd	44 (1996)
7. Shaw, Jeff	43 (2001)
8. Jansen, Kenley	41 (2017)
9. Saito, Takashi	39 (2007)
10. Jansen, Kenley	38 (2018)



2014 MVP Clayton Kershaw is in the top 10 for multiple single-season pitching records, including ERA, win percentage and strikeouts.

Los Angeles Single-Season Top 10 – Batting

At-Bats:

1. Wills, Maury	695 (1962)
2. Izturis, Cesar	670 (2004)
3. Pierre, Juan	668 (2007)
4. Davis, Tommy	665 (1962)
5. Garvey, Steve	659 (1975)
6. Garvey, Steve	658 (1980)
7. Furcal, Rafael	654 (2006)
8. Turner, Trea	652 (2022)
9. Wills, Maury	650 (1965)
10. Garvey, Steve	648 (1979)

Runs:

1. Wills, Maury	130 (1962)
2. Green, Shawn	124 (2001)
3. Bellinger, Cody	121 (2019)
4. Davis, Tommy	120 (1962)
5. Betts, Mookie	117 (2022)
Freeman, Freddie	177 (2022)
7. Kemp, Matt	115 (2011)
8. Furcal, Rafael	113 (2006)
9. Butler, Brett	112 (1991)
10. Green, Shawn	110 (2002)

Hits:

1. Davis, Tommy	230 (1962)
2. Garvey, Steve	210 (1975)
Sax, Steve	210 (1986)
4. Wills, Maury	208 (1962)
5. Garvey, Steve	204 (1979)
6. Garvey, Steve	202 (1978)
7. Piazza, Mike	201 (1997)
8. Garvey, Steve	200 (1974)
Garvey, Steve	200 (1976)
Garvey, Steve	200 (1980)
Beltre, Adrian	200 (2004)

Batting Average:

1. Piazza, Mike	.362 (1997)
2. Piazza, Mike	.346 (1995)
Davis, Tommy	.346 (1962)
4. Guerrero, Pedro	.338 (1987)
5. Piazza, Mike	.336 (1996)
6. Beltre, Adrian	.334 (2004)
7. Sax, Steve	.332 (1986)
8. Murray, Eddie	.330 (1990)
9. Moon, Wally	.328 (1961)
10. Davis, Tommy	.326 (1963)
Grudzielanek, Mark	.326 (1999)

Singles:

1. Wills, Maury	179 (1962)
2. Davis, Willie	167 (1962)
3. Wills, Maury	165 (1965)
4. Pierre, Juan	164 (2007)
5. Butler, Brett	162 (1991)
6. Sax, Steve	157 (1986)
7. Buckner, Bill	154 (1976)
8. Wills, Maury	151 (1964)
9. Wills, Maury	150 (1961)
10. Butler, Brett	149 (1993)
Wills, Maury	149 (1971)

Doubles:

1. Green, Shawn	49 (2003)
2. Parker, Wes	47 (1970)
Freeman, Freddie	47 (2022)
3. Green, Shawn	44 (2000)
Seager, Corey	44 (2019)
5. Sax, Steve	43 (1986)
6. Mondesi, Raul	42 (1997)
Ethier, Andre	42 (2009)
8. González, Adrián	41 (2014)
Loney, James	41 (2010)

Triples:

1. Davis, Willie	16 (1970)
2. Gordon, Dee	12 (2014)
Lofton, Kenny	12 (2006)
4. Butler, Brett	11 (1992)
Moon, Wally	11 (1959)
Neal, Charlie	11 (1959)
7. Butler, Brett	10 (1993)
Wills, Maury	10 (1961)
Davis, Willie	10 (1962)
Wills, Maury	10 (1962)
Davis, Willie	10 (1968)
Davis, Willie	10 (1971)

Home Runs:

1. Green, Shawn	49 (2001)
2. Beltre, Adrian	48 (2004)
3. Bellinger, Cody	47 (2019)
4. Sheffield, Gary	43 (2000)
5. Green, Shawn	42 (2002)
6. Piazza, Mike	40 (1997)
7. Bellinger, Cody	39 (2017)
Kemp, Matt	39 (2011)
9. Piazza, Mike	36 (1996)
Sheffield, Gary	36 (2001)
Pederson, Joc	36 (2019)
Muncy, Max	36 (2021)

RBI:

1. Davis, Tommy	153 (1962)
2. Kemp, Matt	126 (2011)
3. Green, Shawn	125 (2001)
4. Piazza, Mike	124 (1997)
5. Beltre, Adrian	121 (2004)
6. Howard, Frank	119 (1962)
7. González, Adrián	116 (2014)
8. Garvey, Steve	115 (1977)
Bellinger, Cody	115 (2019)
10. Green, Shawn	114 (2002)

Total Bases:

1. Beltre, Adrian	376 (2004)
2. Green, Shawn	370 (2001)
3. Davis, Tommy	356 (1962)
4. Piazza, Mike	355 (1997)
5. Kemp, Matt	353 (2011)
6. Bellinger, Cody	351 (2019)
7. Mondesi, Raul	333 (1997)
9. Green, Shawn	325 (2002)
9. Garvey, Steve	322 (1977)
Garvey, Steve	322 (1979)
Sheffield, Gary	322 (2000)

Stolen Bases:

1. Wills, Maury	104 (1962)
2. Wills, Maury	94 (1965)
3. Lopes, Davey	77 (1975)
4. Gordon, Dee	64 (2014)
Pierre, Juan	64 (2007)
6. Lopes, Davey	63 (1976)
7. Lopes, Davey	59 (1974)
8. Sax, Steve	56 (1983)
9. Wills, Maury	53 (1964)
10. Young, Eric	51 (1999)

Walks:

1. Wynn, Jimmy	110 (1975)
2. Butler, Brett	108 (1991)
Wynn, Jimmy	108 (1974)
4. Smith, Reggie	104 (1977)
Sheffield, Gary	104 (1999)
6. Sheffield, Gary	101 (2000)
7. Lopes, Davey	97 (1979)
8. Gilliam, Jim	96 (1959)
Gilliam, Jim	96 (1960)
Cey, Ron	96 (1978)

Slugging Percentage:

1. Sheffield, Gary	.643 (2000)
2. Piazza, Mike	.638 (1997)
3. Beltre, Adrian	.629 (2004)
Bellinger, Cody	.629 (2019)
5. Piazza, Mike	.606 (1995)
6. Green, Shawn	.598 (2001)
7. Kemp, Matt	.586 (2011)
8. Seager, Corey	.585 (2020)
9. Sheffield, Gary	.583 (2001)
10. Bellinger, Cody	.581 (2017)

On-Base Percentage:

1. Moon, Wally	.438 (1960)
Sheffield, Gary	.438 (2000)
3. Smith, Reggie	.432 (1977)
4. Piazza, Mike	.431 (1997)
5. Guerrero, Pedro	.425 (1985)
6. Piazza, Mike	.422 (1996)
7. Guerrero, Pedro	.421 (1987)
8. Sheffield, Gary	.417 (2001)
9. Turner, Justin	.415 (2017)
10. Murray, Eddie	.414 (1990)

Extra-Base Hits:

1. Green, Shawn	84 (2001)
Bellinger, Cody	84 (2019)
3. Beltre, Adrian	80 (2004)
4. Betts, Mookie	78 (2022)
Mondesi, Raul	77 (1997)
6. Ethier, Andre	76 (2009)
Kemp, Matt	76 (2011)
8. Karros, Eric	74 (1999)
Green, Shawn	74 (2002)
10. Piazza, Mike	73 (1997)

Pinch-Hits:

1. Hansen, Dave	18 (1993)
2. Webster, Mitch	17 (1992)
3. Mota, Manny	15 (1974)
Goodson, Ed	15 (1976)
Mota, Manny	15 (1979)
Hansen, Dave	15 (2000)
Saenz, Olmedo	15 (2004)
Saenz, Olmedo	15 (2006)
9. 7 Players With 14	



Steve Sax's name can be found in several L.A. Dodger single-season record books.

Los Angeles Single-Season Top 10 – Pitching

Games:

1. Marshall, Mike	106 (1974)
2. Quantrill, Paul	89 (2003)
3. Quantrill, Paul	86 (2002)
4. Beimel, Joe	83 (2007)
Broxton, Jonathan	83 (2007)
6. Martin, Tom	80 (2003)
7. Sanchez, Duaner	79 (2005)
8. Hough, Charlie	77 (1976)
Shaw, Jeff	77 (2001)
Gagné, Eric	77 (2002)
Gagné, Eric	77 (2003)
Bellsario, Ronald	77 (2013)

Games Started:

1. Drysdale, Don	42 (1963)
Drysdale, Don	42 (1965)
3. Drysdale, Don	41 (1962)
Koufax, Sandy	41 (1965)
Koufax, Sandy	41 (1966)
Osteen, Claude	41 (1969)
Sutton, Don	41 (1969)
8. 8 Tied With 40	

Complete Games:

1. Koufax, Sandy	27 (1965)
Koufax, Sandy	27 (1966)
3. Drysdale, Don	21 (1964)
4. Koufax, Sandy	20 (1963)
Drysdale, Don	20 (1965)
Valenzuela, Fernando	20 (1986)
7. Drysdale, Don	19 (1962)
Messersmith, Andy	19 (1975)
9. Sutton, Don	18 (1972)
Valenzuela, Fernando	18 (1982)

Innings:

1. Koufax, Sandy	335.2 (1965)
2. Koufax, Sandy	323.0 (1966)
3. Messersmith, Andy	322.0 (1975)
4. Drysdale, Don	321.1 (1964)
5. Osteen, Claude	321.0 (1969)
6. Singer, Bill	316.0 (1969)
7. Drysdale, Don	315.1 (1963)
8. Drysdale, Don	314.1 (1962)
9. Koufax, Sandy	311.0 (1963)
10. Drysdale, Don	308.1 (1965)

Wins:

1. Koufax, Sandy	27 (1966)
2. Koufax, Sandy	26 (1965)
3. Drysdale, Don	25 (1962)
Koufax, Sandy	25 (1963)
5. Hershiser, Orel	23 (1988)
Drysdale, Don	23 (1965)
7. Sutton, Don	21 (1976)
Valenzuela, Fernando	21 (1986)
Kershaw, Clayton	21 (2011)
Kershaw, Clayton	21 (2014)

Winning Pct. (Minimum 15 Decisions):

1. Gonsolin, Tony	.941 (16-1) 2022
2. Regan, Phil	.933 (14-1) 1966
3. Kershaw, Clayton	.875 (21-3) 2014
4. Urias, Julio	.870 (20-3) 2021
5. Hershiser, Orel	.864 (19-3) 1985
Greinke, Zack	.864 (19-3) 2015
7. Wood, Alex	.842 (16-3) 2017
Perranoski, Ron	.842 (16-3) 1963
9. Koufax, Sandy	.833 (25-5) 1963
10. Kershaw, Clayton	.818 (18-4) 2017

Strikeouts:

1. Koufax, Sandy	382 (1965)
2. Koufax, Sandy	317 (1966)
3. Koufax, Sandy	306 (1963)
4. Kershaw, Clayton	301 (2015)
5. Koufax, Sandy	269 (1961)
6. Drysdale, Don	251 (1963)
7. Kershaw, Clayton	248 (2011)
8. Singer, Bill	247 (1969)
9. Drysdale, Don	246 (1960)
10. Drysdale, Don	242 (1959)
Valenzuela, Fernando	242 (1986)

ERA (Min. 1.0 IP Per Team Game):

1. Greinke, Zack	1.66 (2015)
2. Koufax, Sandy	1.73 (1966)
3. Koufax, Sandy	1.74 (1964)
4. Kershaw, Clayton	1.77 (2014)
5. Kershaw, Clayton	1.83 (2013)
6. Koufax, Sandy	1.88 (1963)
7. Hershiser, Orel	2.03 (1985)
8. Koufax, Sandy	2.04 (1965)
9. Sutton, Don	2.08 (1972)
10. Kershaw, Clayton	2.13 (2015)

Shutouts:

1. Koufax, Sandy	11 (1963)
2. Sutton, Don	9 (1972)
3. Koufax, Sandy	8 (1965)
Drysdale, Don	8 (1968)
Valenzuela, Fernando	8 (1981)
Hershiser, Orel	8 (1988)
Belcher, Tim	8 (1989)
8. Koufax, Sandy	7 (1964)
Drysdale, Don	7 (1965)
Osteen, Claude	7 (1969)
Messersmith, Andy	7 (1975)

Saves:

1. Gagné, Eric	55 (2003)
2. Gagné, Eric	52 (2002)
3. Jansen, Kenley	47 (2016)
4. Gagné, Eric	45 (2004)
5. Jansen, Kenley	44 (2014)
Worrell, Todd	44 (1996)
7. Shaw, Jeff	43 (2001)
8. Jansen, Kenley	41 (2017)
9. Saito, Takashi	39 (2007)
10. Jansen, Kenley	38 (2018)
Jansen, Kenley	38 (2021)

Los Angeles Batting Leaders 1958-2022

Year	Games	Runs	Hits	Singles	Doubles	Triples
1958	Gilliam (147)	Neal (87)	Gilliam (145)	Gilliam (113)	Gilliam (25)	Roseboro (9)
1959	Neal (151)	Neal (103)	Neal (177)	Gilliam (131)	Neal (30)	Moon, Neal (11)
1960	Gilliam (151)	Gilliam (96)	Wills (152)	Wills (135)	Larker (26)	Moon (6)
1961	Wills (148)	Wills (105)	Wills (173)	Wills (150)	Gilliam (26)	Wills (10)
1962	Wills (165) ***	Wills (130)	T. Davis (230)*	Wills (179)*	T. Davis (27)	Wills, W. Davis (10)
1963	W. Davis (156)	Wills (83)	T. Davis (181)	T. Davis (143)	Gilliam (27)	W. Davis (8)
1964	Wills (158)	W. Davis (91)	W. Davis (180)	Wills (151)	Roseboro (24)	W. Davis (7)
1965	Wills, Fairly (158)	Wills (92)	Wills (186)	Wills (165)*	Fairly (28)	Wills, Parker (7)
1966	Parker (156)	W. Davis (74)	W. Davis (177)	Wills (145)	W. Davis (31)	W. Davis (6)
1967	Fairly (153)	W. Davis (65)	W. Davis (146)	W. Davis (102)	Fairly (19)	W. Davis (9)
1968	W. Davis (160)	W. Davis (86)	W. Davis (161)	W. Davis (120)	Haller (27)	W. Davis (10)
1969	Sizemore (159)	Parker (76)	Sizemore (160)	Sizemore (131)	Davis, Parker (23)	W. Davis, Wills (8)
1970	Parker (161)*	W. Davis, Grabarkewitz (92)	Parker (196)	Parker (135)	Parker (47)*	W. Davis (16)*
1971	W. Davis (158)	W. Davis (84)	W. Davis (198)	Wills (149)	W. Davis (33)	W. Davis (10)
1972	W. Davis (149)	W. Davis (81)	W. Davis (178)	W. Davis (130)	W. Davis (22)	W. Davis (7)
1973	Russell (162)†	Ferguson (84)	W. Davis (171)	Buckner, Russell (130)	W. Davis (29)	W. Davis (9)
1974	Russell (160)	Wynn (104)	Garvey (200)	Garvey (144)	Garvey (32)	Paciorek, Russell (6)
1975	Garvey (160)	Lopes (108)	Garvey (210)	Garvey (148)	Garvey (38)	Garvey (6)
1976	Garvey (162)	Garvey (85)	Garvey (200)	Buckner (154)	Garvey (37)	Lopes (7)
1977	Garvey (162)*	Smith (104)	Garvey (192)	Russell (138)	Russell (28)	Russell (6)
1978	Garvey (162)*	Lopes (93)	Garvey (202)*	Russell (140)	Garvey (36)	Garvey (9)
1979	Garvey (162)	Lopes (109)	Garvey (204)	Garvey (143)	Garvey (32)	Lopes (6)
1980	Garvey (163)*	Cey (81)	Garvey (200)*	Garvey (146)	Garvey (27)	Baker, Law (4)
1981	Garvey (110) *	Garvey (63)	Baker (128)	Baker (99)	Garvey (23)	Landreaux (4)
1982	Garvey (162) *	Sax (88)	Sax (180)	Sax (146)	Garvey (35)	Sax, Landreaux (7)
1983	Guerrero (160)	Sax (94)	Sax (175)	Sax (147)	Guerrero (28)	Guerrero,Thomas (6)
1984	Sax (145)	Guerrero (85)	Guerrero (162)	Guerrero (113)	Guerrero (29)	Landreaux (5)
1985	Landreaux (147)	Guerrero (99)	Guerrero (156)	Sax (123)	Marshall (27)	Duncan (6)
1986	Sax (157)	Sax (91)	Sax (210)	Sax (157)	Sax (43)	Sax (4)
1987	Sax (157)	Guerrero (89)	Guerrero (184)	Sax (136)	Scioscia, Shelby (26)	Sax (7)
1988	Sax (160)	Gibson (106)	Sax (175)	Sax (147)*	Gibson (28)	Shelby (6)
1989	Murray (160)	Murray (66)	Randolph (155)	Randolph (136)	Hamilton (35)	Gibson, Gonzalez, Griffin, Hatcher (2)
1990	Murray (155)	Murray (96)	Murray (184)	Murray (133)	Brooks (28)	Harris (4)
1991	Butler (161)*	Butler (112)*	Butler (182)	Butler (162)*	Murray (23)	Samuel (6)
1992	Butler (157)	Butler (86)	Butler (171)	Butler (143)*	Karros (30)	Karros (11)
1993	Karros, Offerman (157)	Piazza (81)	Butler (181)	Butler (149)*	Snyder (33)	Butler (10)
1994	Wallach (113)	Butler (79)	Mondesi (133)	Butler (101)	Mondesi (27)	Butler (9)
1995	Karros (143)	Mondesi (91)	Karros (164)	Piazza (101)	Karros (29)	Mondesi, Offerman (6)
1996	Mondesi (157)	Mondesi (98)	Mondesi (188)	Piazza (132)	Mondesi (40)	DeShields (8)
1997	Karros (162)*	Piazza (104)	Piazza (201)	Piazza (128)	Mondesi (42)	Karros (9)
1998	Mondesi (148)	Mondesi (85)	Mondesi (162)	Karros (106)	Mondesi (26)	Mondesi (5)
1999	Mondesi (159)	Sheffield (103)	Karros (176)	Grudzielanek (124)	Karros (40)	Beltre, Mondesi
2000	Green (162)*	Sheffield (105)	Grudzielanek (172)	Grudzielanek (124)	Grudzielanek (5)	Grudzielanek, Cora (6)
2001	Green (161)	Green (124)	Green (184)	Green (100)	Green (31)	Goodwin (5)
2002	Beltre (159)	Green (110)	Green (166)	Lo Duca (114)	Lo Duca (38)	Roberts (7)
2003	Green (160)	Green (84)	Green (171)	Izturis, Lo Duca (112)	Green (49)	Izturis (6)
2004	Izturis (159)	Beltre (104)	Beltre (200)	Izturis (148)	Izturis, Beltre (32)	Izturis (9)
2005	Kent (149)	Kent (100)	Kent (160)	Kent (95)	Kent (36)	Repko (3)
2006	Furcal (159)	Furcal (113)	Furcal (196)	Furcal (140)	Furcal (29)	Lofton (12)
2007	Pierre (162)	Pierre (96)	Pierre (196)	Pierre (164)	Kent (36)	Pierre (8)
2008	Loney (161)	Kemp (93)	Kemp (176)	Loney (118)	Loney, Kemp (38)	Ethier, Loney (6)
2009	Ethier (160)	Kemp (97)	Kemp (180)	Furcal (123)	Ethier (42)	Pierre (8)
2010	Kemp (162)	Kemp (82)	Loney (157)	Loney (104)	Loney (41)	Furcal (7)
2011	Kemp (161)	Kemp (115)	Kemp (195)	Kemp (119)	Kemp (33)	Carroll, Gwynn (6)
2012	Ethier (149)	Ethier (79)	Ethier (158)	Ethier (101)	Ethier (36)	Gwynn (4)
2013	Gonzalez (157)	Gonzalez (69)	Gonzalez (171)	Gonzalez (117)	Ethier (33)	Crawford (3)
2014	Gonzalez (159)	Gordon/Puig (92)	Gordon (176)	Gordon (138)	Gonzalez (41)	Gordon (12)
2015	Gonzalez (156)	Gonzalez (76)	Gonzalez (157)	Kendrick (104)	Gonzalez (33)	Ethier (7)
2016	Seager (157)	Seager (105)	Seager (193)	Seager (122)	Seager (40)	Seager (5)
2017	Puig (152)	Bellinger (87)	Seager (159)	Seager (104)	Taylor (34)	Taylor (4)
2018	Bellinger (162)	Taylor (85)	Bellinger (145)	Kemp (88)	Taylor (35)	Taylor (8)
2019	Bellinger (156)	Bellinger (121)	Bellinger (170)	Turner (88)	Seager (44)+	Taylor (4)
2020	Muncy (58)	Betts (47)	Seager (65)	Betts (38)	Seager (12)	Taylor (2)
2021	J. Turner (151)	Muncy (95)	J. Turner (148)	J. Turner (99)	Betts (29)	Lux, Taylor (4)
2022	T. Turner (160)	Betts/Freeman (117)	Freeman (199)	T. Turner (130)	Freeman (47)	Lux (7)
L.A. Record	Wills (165)	Wills (130)	T. Davis (230)	Wills (179)	Green (49)	W. Davis (16)

H I S T O R Y A N D R E C O R D S

Los Angeles Batting Leaders 1958-2022 (Continued)

Year	Home Runs	Total Bases	RBI	Base on Balls	Hit by Pitch	Strikeouts
1958	Neal, Hodges (22)	Neal (207)	Furillo (83)	Gilliam (78)	Neal (5)	Zimmer (92)
1959	Hodges (25)	Neal (286)	Snider (88)	Gilliam (96)*	Demeter (6)	Hodges (92)
1960	Howard (23)	Moon (212)	Larker (78)	Gilliam (96)	Roseboro (4)	Howard (108)
1961	Roseboro (18)	Moon (234)	Moon (88)	Moon (89)	W. Davis (5)	Moon (79)
1962	Howard (31)	T. Davis (356)	T. Davis (153) *	Gilliam (93)	Roseboro (7)	Howard (108)
1963	Howard (28)	T. Davis (254)	T. Davis (88)	Gilliam (60)	T. Davis, Howard (4)	Howard (116)
1964	Howard (24)	W. Davis (253)	T. Davis (86)	Fairly (65)	Roseboro, T. Davis (4)	Howard (113)
1965	Lefebvre, Johnson (12)	Wills (214)	Fairly (70)	Fairly (76)	Johnson (16)	Parker (95)
1966	Lefebvre (24)	W. Davis (253)	Lefebvre (74)	Parker (69)	Johnson (14)	Parker (83)
1967	Ferrara (16)	W. Davis (209)	Fairly (55)	Parker (65)	Hunt (10)	Parker (83)
1968	Gabrielson (10)	W. Davis (226)	Haller (53)	Parker (49)	Fairly (4)	W. Davis (88)
1969	Kosco (19)	W. Davis (227)	Kosco (74)	Parker (56)	Sizemore (5)	Sudakis (94)
1970	Grabarkewitz (17)	Parker (281)	Parker (111)	Grabarkewitz (95)	Grabarkewitz (6)	Grabarkewitz (149)
1971	Allen (23)	W. Davis (281)	Allen (90)	Allen (93)	Buckner (5)	Allen (113)
1972	W. Davis, Robinson (19)	W. Davis (271)	W. Davis (79)	Parker (62)	Mota (5)	Robinson (76)
1973	Ferguson (25)	W. Davis (266)	Ferguson (88)	Ferguson (87)	W. Davis, Lopes (5)	Crawford (91)
1974	Wynn (32)	Garvey (301)	Garvey (111)	Wynn (108)	Cey (7)	Wynn (104)
1975	Cey (25)	Garvey (314)	Cey (101)	Wynn (110)	Yeager (8)	Yeager (93)
1976	Cey (23)	Garvey (284)	Cey, Garvey (80)	Cey (89)	Yeager (7)	Yeager (84)
1977	Garvey (33)	Garvey (322)	Garvey (115)	Smith (104)	Baker (6)	Monday (109)
1978	Smith (29)	Garvey (319)	Garvey (113)	Cey (96)	Cey (7)	Monday (100)
1979	Cey, Garvey, Lopes (28)	Garvey (322)	Garvey (110)	Lopes (97)	Lopes (4)	Lopes (88)
1980	Baker (29)	Garvey (307)	Garvey (106)	Cey (69)	Cey (5)	Cey (92)
1981	Cey (13)	Baker (178)	Garvey (64)	Cey (40)	Scioscia (4)	Guerrero (57)
1982	Guerrero (32)	Guerrero (308)	Guerrero (100)	Guerrero (65)	Guerrero (5)	Cey (99)
1983	Guerrero (32)	Guerrero (310)	Guerrero (103)	Brock (83)	Marshall (5)	Marshall (127)
1984	Marshall (21)	Guerrero (247)	Guerrero (72)	Scioscia (52)	Marshall (3)	Guerrero (105)
1985	Guerrero (33)	Guerrero (281)	Marshall (95)	Guerrero (83)	Guerrero (6)	Marshall (137)
1986	Stubbs (23)	Sax (279)	Madlock (60)	Scioscia (62)	Madlock (5)	Stubbs (107)
1987	Guerrero (27)	Guerrero (294)	Guerrero (89)	Guerrero (74)	Guerrero, Trevino, Marshall (4)	Shelby (97)
1988	Gibson (25)	Gibson (262)	Marshall (82)	Gibson (73)	Gibson, Marshall (7)	Shelby (128)
1989	Murray (20)	Murray (238)	Murray (88)	Murray (87)	Marshall (5)	Shelby (92)
1990	Daniels (27)	Murray (290)	Murray (95)	Murray (82)	Brooks (6)	Samuel (126)
1991	Strawberry (28)	Strawberry (234)	Strawberry (99)	Butler (108)*	Carter (7)	Samuel (133)
1992	Karros (20)	Karros (232)	Karros (88)	Butler (95)	Hernandez (4)	Karros (103)
1993	Piazza (35)	Piazza (307)	Piazza (112)	Butler (86)	Hernandez (5)	Snyder (147)
1994	Piazza (24)	Mondesi (224)	Piazza (92)	Butler (68)	Wallach (4)	Wallach (80)
1995	Karros, Piazza (32)	Karros (295)	Karros (105)	Offerman (69)	4 tied with 4	Karros (115)
1996	Piazza (36)	Mondesi (314)	Karros (111)	Piazza (81)	Mondesi (5)	DeShields (124)
1997	Piazza (40)	Piazza (355)	Piazza (124)	Zelle (85)	Zelle, Mondesi (6)	Gagne (120)
1998	Mondesi (30)	Mondesi (288)	Mondesi (90)	Sheffield (69)	Sheffield (6)	Mondesi (112)
1999	Karros, Sheffield (34)	Karros (318)	Karros (112)	Sheffield (101)	Grudzielanek (10)	Mondesi (134)
2000	Sheffield (43)	Sheffield (322)	Sheffield (109)	Sheffield (101)	Grudzielanek (9)	Karros (122)
2001	Green (49)	Green (370)	Green (125)	Sheffield (94)	Grudzielanek (11)	Green, Grissom (107)
2002	Green (42)	Green (320)	Green (114)	Green (93)	Lo Duca (10)	Green (112)
2003	Beltre (23)	Green (281)	Green (85)	Green (68)	Kinkade (16)	Green (112)
2004	Beltre (48)*	Beltre (376)	Beltre (121)	Bradley, Green (71)	Cora (18)	Bradley (123)
2005	Kent (29)	Kent (213)	Kent (105)	Kent (72)	Kent/Choi (8)	Werth (114)
2006	Drew/Garciaparra (20)	Furcal (291)	Drew (100)	Drew (89)	Kent/Garciaparra (8)	Drew (106)
2007	Kent (20)	Martin (253)	Martin (87)	Martin (67)	Martin (7)	Martin (89)
2008	Ethier (20)	Kemp (278)	Loney (90)	Martin (90)	Kent (7)	Kemp (153)
2009	Ethier (31)	Ethier (303)	Ethier (106)	Ethier (72)	Ethier (13)	Kemp (139)
2010	Kemp (28)	Kemp (271)	Kemp (89)	Ethier (59)	Blake (8)	Kemp (170)
2011	Kemp (39)	Kemp (353)	Kemp (126)	Kemp (74)	Kemp, Uribe (6)	Kemp (159)
2012	Kemp (23)	Ethier (256)	Ethier (89)	A. Ellis (65)	Ethier (9)	Ethier (124)
2013	Gonzalez (22)	Gonzalez (269)	Gonzalez (100)	Ethier (61)	Puig (11)	Gonzalez (98)
2014	Gonzalez (27)	Gonzalez (285)	Gonzalez (116)	Puig (67)	Puig (12)	Kemp (145)
2015	Gonzalez (28)	Gonzalez (274)	Gonzalez (90)	Pederson (92)	Turner (13)	Pederson (170)
2016	Grandal/Turner (27)	Seager (321)	Gonzalez/Turner (90)	Grandal (64)	Utley (11)	Seager (183)
2017	Bellinger (39)	Bellinger (279)	Bellinger (97)	Forsythe (69)	Turner (19)	Bellinger (146)
2018	Muncy (35)	Bellinger (262)	Kemp (85)	Muncy (79)	Turner (12)	Taylor (178)
2019	Bellinger (47)	Bellinger (351)*	Bellinger (115)	Bellinger (95)	Turner (14)	Muncy (149)
2020	Pollock/Betts (16)	Seager (124)	Seager (41)	Muncy (39)	Turner (6)	Muncy (60)
2021	Muncy (36)	Muncy (262)	Muncy (94)	Muncy (83)	Smith (18)	Taylor (167)
2022	Betts (35)	Freeman (313)	Free/T. Turner (100)	Muncy (90)	Smith (10)	Taylor (160)
L.A. Record	Green (49)	Beltre (376)	T. Davis (153)	Wynn (110)	Turner (19)	Taylor (178)

Record
 *League Leader **Major League Record †Tied for League Lead ‡All-Time Dodger Record

Los Angeles Batting Leaders 1958-2022 (Continued)

Year	Stolen Bases	Sacrifice Flies	Sacrifice Hits	Slugging Pct.	Batting Average
1958	Gilliam (18)	Furillo (7)	Zimmer (9)	Snider (.505)	Snider (.312)
1959	Gilliam (23)	Demeter (5)	Neal (21)*	Snider (.535)	Snider (.308)
1960	Wills (50)*	Larker (9)	Neal (14)	Howard (.464)	Larker (.323)
1961	Wills (35)*	Roseboro (6)	Wills (13)*	Snider (.562)	Moon (.328)
1962	Wills (104)*	T. Davis, W. Davis (8)	Gilliam (15)*	Howard (.560)	T. Davis (.346)*
1963	Wills (40)*	T. Davis, Roseboro (7)	Gilliam (12)	Howard (.518)	T. Davis (.326)*
1964	Wills (53)*	Howard (7)	Drysdale (14)	Howard (.432)	W. Davis (.294)
1965	Wills (94)*	W. Davis (7)	Parker (19)*	Johnson (.391)	Wills (.286)
1966	Wills (38)	W. Davis, Lefebvre (5)	Wills (13)	Fairly (.464)	W. Davis (.284)
1967	W. Davis (20)	Fairly (8)	Parker (10)	Ferrara (.467)	Ferrara (.277)
1968	W. Davis (36)	Haller (9)	Parker (12)	Gabrielson (.428)	Haller (.285)
1969	Wills (25)	Parker (6)	Mota (12)	W. Davis (.455)	Mota (.322)
1970	W. Davis (38)	Parker (8)	Mota (12)	Parker (.457)	Parker (.319)
1971	W. Davis (20)	Parker (8)	Mota (9)	Allen (.468)	W. Davis (.309)
1972	W. Davis (20)	W. Davis (7)	Sutton (11)	W. Davis (.441)	Mota (.323)
1973	Lopes (36)	Ferguson (10)	Russell (9)	McMullen (.482)	Mota (.314)
1974	Lopes (59)	Wynn (11)	Russell (11)	Wynn (.497)	Buckner (.314)
1975	Lopes (77)*	Cey (8)	Lopes (13)	Garvey (.476)	Garvey (.319)
1976	Lopes (63)*	Garvey (9)	Hooton (13)	Cey (.462)	Garvey (.317)
1977	Lopes (47)	Cey, Smith (7)	Hooton (14)	Smith (.576)	Smith (.307)
1978	Lopes (45)	Smith (13)*	Hooton (18)	Smith (.559)	Garvey (.316)
1979	Lopes (44)	Garvey (6)	Russell (14)	Cey (.499)	Garvey (.315)
1980	Law (40)	Baker (12)	Hooton (14)	Smith (.508)	Garvey (.304)
1981	Lopes (20)	Baker (5)	Hooton, Reuss, Thomas, Welch (7)	Cey (.474)	Baker (.320)
1982	Sax (49)	Garvey, Baker (9)	Reuss (16)	Guerrero (.536)	Guerrero (.304)
1983	Sax (56)	Baker (7)	Russell, Valenzuela (12)	Guerrero (.531)	Guerrero (.298)
1984	Sax (34)	Guerrero (8)	Russell, Honeycutt, Valenzuela (8)	Guerrero (.462)	Guerrero (.303)
1985	Duncan (38)	Landreaux (8)	Duncan (13)	Guerrero (.577)*	Guerrero (.320)
1986	Duncan (48)	Madlock (6)	Hershiser (10)	Guerrero (.541)	Sax (.332)
1987	Sax (37)	Shelby (9)	Hershiser (9)	Guerrero (.539)	Guerrero (.338)
1988	Sax (42)	Gibson (7)	Gibson (19)	Gibson (.483)	Gibson (.290)
1989	Gibson (12)	Murray (7)	Griffin (11)	Marshall (.408)	Randolph (.282)
1990	Samuel (38)	Brooks (11)	Sharperson (8)	Daniels (.531)	Murray (.320)
1991	Butler (38)	Murray (8)	Harris (12)	Strawberry (.491)	Butler (.296)
1992	Butler (41)	Benzinger, Karros, Webster (5)	Butler (24)	Karros (.426)	Butler (.309)
1993	Butler (39)	Wallach (9)	Offerman (25)	Piazza (.561)	Piazza (.318)
1994	Butler, DeShields (27)	Karros (11)	Butler (7)	Piazza (.541)	Piazza (.319)
1995	DeShields (39)	Kelly, Mondesi (7)	Offerman (10)	Piazza (.606)	Piazza (.346)
1996	DeShields (48)	Karros (8)	Castro, Gagne (4)	Piazza (.563)	Piazza (.336)
1997	Mondesi (32)	Karros (9)	Butler (15)	Piazza (.638)	Piazza (.362)
1998	Young (42)	Karros, Sheffield (7)	Vizcaino (10)	Sheffield (.535)	Sheffield (.316)
1999	Young (51)	Sheffield (9)	Brown (13)	Karros (.550)	Grudzielanek (.326)
2000	Green (24)	Karros (12)	Brown (14)	Sheffield (.643)	Sheffield (.325)
2001	Goodwin (22)	Lo Duca (9)	Park, Prokopec (7)	Green (.598)	Lo Duca (.320)
2002	Roberts (45)	Beltre (6)	Izturis, Perez (10)	Green (.558)	Green, Jordan (.285)
2003	Roberts (40)	Beltre, Green (6)	Cora (11)	Green (.460)	Cabrera (.282)
2004	Roberts (33)	Ross (5)	Cora, Izturis (12)	Beltre (.629)	Beltre (.334)
2005	Werth/A. Perez (11)	Ledee (6)	Penny/Lowe (9)	Kent (.512)	A. Perez (.297)
2006	Furcal (37)	Drew/Ethier (6)	Lowe (10)	Garcia/Karros (.505)	Ethier (.308)
2007	Pierre (64)	Ethier (8)	Pierre (20)	Kent (.500)	Kent (.302)
2008	Pierre (40)	Ethier, Loney (7)	Kershaw (9)	Ethier (.510)	Ethier (.305)
2009	Kemp (34)	Blake (10)	4 tied with 9	Ethier (.508)	Kemp (.297)
2010	Furcal (22)	Kemp (9)	Kershaw (18)	Ethier (.493)	Ethier (.292)
2011	Kemp (40)	Kemp (7)	Kershaw (11)	Kemp (.586)	Kemp (.324)
2012	Gordon (32)	Rivera (6)	Kershaw (14)	Ethier (.460)	Ethier (.284)
2013	Crawford (15)	Gonzalez (10)	Kershaw (9)	Gonzalez (.461)	Gonzalez (.293)
2014	Gordon (64)	Gonzalez (11)	Ryu (8)	Kemp (.506)	Puig (.296)
2015	Rollins (12)	Turner (4)	Anderson (9)	Gonzalez (.480)	Kendrick (.295)
2016	Kendrick (10)	Turner (8)	Maeda (8)	Seager (.512)	Seager (.308)
2017	Taylor (17)	Turner (7)	Kershaw (6)	Bellinger (.581)	Turner (.322)
2018	Puig (15)	Kemp (7)	Maeda (8)	Muncy (.582)	Turner (.312)
2019	Bellinger (15)	Verdugo (6)	Kershaw (15)*	Bellinger (.629)	Bellinger (.305)
2020	Betts (10)	Muncy, Pollock, Seager (2)	Barnes (2)	Rios (.645)	Turner (.307)
2021	Taylor (13)	Smith (11)	Urias (10)	Pollock (.536)	Seager (.306)
2022	T. Turner (27)	J. Turner (8)	Barnes (2)	Betts (.533)	Freeman (.325)
L.A. Wills (104)	Smith (13)	Offerman (25)	Sheffield (.643)	Piazza (.362)	

*League Leader ***Major League Record †Tied for League Lead ‡All-Time Dodger Record

H I S T O R Y A N D R E C O R D S

Los Angeles Pitching Leaders 1958-2022

Year	Games	Games Started	Complete Games	Innings Pitched	Strikeouts	Base on Balls
1958	Labine (52)	Podres (31)	Podres (10)	Drysdale (1212)	Podres (143)	Koufax (105)
1959	Labine (56)	Drysdale (36)	Drysdale (15)	Drysdale (271)	Drysdale (242)*	Drysdale (93)
1960	Roebuck (58)	Drysdale (38)	Drysdale (15)	Drysdale (269)	Drysdale (246)*	Koufax (100)
1961	Perranoski, Sherry (53)	Drysdale (37)	Koufax (15)	Koufax (256)	Koufax (269)*	Williams (108)
1962	Perranoski (70)*	Drysdale (41)*	Drysdale (19)	Drysdale (314.1)*	Drysdale (232)*	Williams (98)
1963	Perranoski (69)*	Drysdale (42)*	Koufax (20)	Drysdale (315.1)	Koufax (306)*	Miller (65)
1964	R. Miller (74)*	Drysdale (40)*	Drysdale (21)	Drysdale (321.1)*	Drysdale (237)	Drysdale (68)
1965	Miller (61)	Drysdale (42)*	Koufax (27)*	Koufax (335.2)*	Koufax (382)	Osteen (78)
1966	Regan (65)	Koufax (41)	Koufax (27)*	Koufax (329)*	Koufax (317)*	Koufax (77)
1967	Perranoski (70)	Osteen (39)	Osteen (14)	Osteen (288)	Drysdale (196)	Singer (61)
1968	Brewer (54)	Osteen, Singer (36)	Drysdale, Singer (12)	Singer (256)	Singer (227)	Singer (78)
1969	Mikkelsen (48)	Osteen, Sutton (41)	Singer, Osteen (16)	Osteen (321)	Singer (247)	Sutton (91)
1970	Brewer (58)	Sutton (38)	Osteen (11)	Sutton (260)	Sutton (201)	Foster (81)
1971	Brewer (55)	Osteen (38)	Downing, Sutton (12)	Sutton (265)	Sutton (194)	Downing (84)
1972	Brewer (51)	Osteen, Sutton (33)	Sutton (18)	Sutton (270)	Sutton (207)	Osteen (69)
1973	Brewer (56)	Messersmith, Osteen, Sutton (33)	Sutton (14)	Sutton (256.1)	Sutton (200)	Messersmith (77)
1974	Marshall (106) ***	Sutton (40)	Messersmith (13)	Messersmith (292.1)	Messersmith (221)	Messersmith (94)
1975	Marshall (57)	Messersmith (40)*	Messersmith (19)*	Messersmith (322)*	Messersmith (213)	Messersmith (96)
1976	Hough (77)	Sutton (34)	Sutton (15)	Sutton (267.2)	Sutton (161)	Sutton (82)
1977	Hough (70)	Sutton (33)	John (11)	Sutton (240.1)	Hooton (153)	Hough (70)
1978	Hough (55)	Sutton (34)	Sutton (12)	Sutton (238.1)	Sutton (238.1)	Rau (68)
1979	Hough (42)	Sutton (32)	Hooton (12)	Sutcliffe (242)	Sutton (146)	Sutcliffe (97)
1980	Castillo (61)	Hooton (33)	Reuss (10)	Reuss (229)	Welch (141)	Welch (79)
1981	Howe (41)	Valenzuela (25)	Valenzuela (11)*	Valenzuela (192)*	Valenzuela (180)*	Valenzuela (61)
1982	Howe (66)	Valenzuela, Reuss (37)	Valenzuela (18)	Valenzuela (285)	Valenzuela (193)	Valenzuela (83)
1983	Niedenfuher (66)	Valenzuela (35)	Valenzuela (9)	Valenzuela (257)	Valenzuela (199)	Valenzuela (93)
1984	Zachry (58)	Valenzuela (34)	Valenzuela (12)	Valenzuela (261)	Valenzuela (240)	Valenzuela (106)
1985	Niedenfuher (64)	Valenzuela (35)	Valenzuela (14)	Valenzuela (272.1)	Valenzuela (208)	Valenzuela (101)
1986	Howell (62)	Hershiser (35)	Valenzuela (20)*	Valenzuela (269.1)	Valenzuela (242)	Hershiser (86)
1987	Holton (53)	Hershiser, Welch (35)	Valenzuela (12)	Hershiser (264.2)	Welch (195)	Valenzuela (124)
1988	Peña (60)	Hershiser, Leary (34)	Hershiser (15)	Hershiser (267)*	Leary (100)	Hershiser (73)
1989	Howell (56)	Hershiser (33)	Belcher (10)	Hershiser (256.2)	Belcher (200)	Valenzuela (98)
1990	Crews (66)	R. Martinez, Morgan, Valenzuela (33)	R. Martinez (12)*	R. Martinez (234.1)	R. Martinez (223)	Valenzuela (77)
1991	Crews (60)	Belcher, R. Martinez, Morgan (33)	R. Martinez (6)	Morgan (236.1)	Belcher (156)	Belcher (75)
1992	Gott (68)	Hershiser (33)	Candiotti (6)	Hershiser (210.2)	Gross (158)	Ojeda (81)
1993	P. Martinez (65)	Hershiser (33)	Hershiser (5)	Hershiser (215.2)	Gross (150)	R. Martinez (104)
1994	Worrell (38)	R. Martinez (24)	Candiotti (6)	R. Martinez (170.0)	Gross (124)	R. Martinez (56)
1995	Worrell (59)	Candiotti, R. Martinez (30)	Valdes (6)	R. Martinez (206.1)	Nomo (236)	R. Martinez (81)
1996	Osuna (73)	Nomo, Valdes (33)	Nomo (3)	Nomo (228.1)	Nomo (234)	R. Martinez (86)
1997	Radinsky (75)	Nomo (33)	Park (2)	Nomo (207.1)	Nomo (233)	Nomo (92)
1998	Radinsky (62)	Park (34)	Perez (4)	Park (220.2)	Park (191)	Park (97)
1999	Borbon (70)	Brown (35)	Brown (5)	Brown (252.1)	Brown (221)	Park (100)
2000	Adams (66)	Park (34)	Brown (6)	Brown (230.0)	Park (217)	Park (124)
2001	Shaw (77)	Park (35)	Park (2)	Park (234.0)	Park (218)	Park (91)
2002	Quantril (86)	Nomo (34)	Perez (4)	Perez (222.1)	Nomo (193)	Ishii (106)
2003	Quantril (89)*	Nomo (33)	Nomo (2)	Nomo (218.1)	Brown (185)	Ishii (107)
2004	Gagné (70)	Weaver (34)	Ishii (2)	Weaver (220.0)	Weaver (153)	Ishii (95)
2005	Sanchez (79)	Low (35)	Weaver (3)	Weaver (224.0)	Weaver (157)	Low (55)
2006	Saito (72)	Low (34)	Low (1)	Low (218.0)	Penny (148)	Billingsley (58)
2007	Beimel, Broxton (83)	Penny (33)	Low (3)	Penny (208.0)	Low (147)	Penny (73)
2008	Beimel (71)	Low (34)	Kuroda (2)	Low (211.0)	Billingsley (201)	Billingsley (80)
2009	Sherrill (65)	Wolf (34)	Stults (1)	Wolf (214.1)	Kershaw (185)	Kershaw (91)
2010	Broxton, Troncoso (73)	Kershaw (32)	4 tied with 1	Kershaw (204.1)	Kershaw (212)	Kershaw (81)
2011	Guerrier (70)	Kershaw, Lilly (33)	Kershaw (5)	Kershaw (233.1)	Kershaw (248)	Billingsley (84)
2012	Belisario (68)	Capuano/Kershaw (33)	Kershaw (2)	Kershaw (227.2)	Kershaw (229)	Harang (85)
2013	Belisario (77)	Kershaw (33)	Kershaw (3)	Kershaw (236.0)	Kershaw (232)	Kershaw (52)
2014	Howell/Jansen (68)	Greinke/Haren (32)	Kershaw (6)	Greinke (202.1)	Kershaw (239)	Greinke (43)
2015	Howell (65)	Kershaw (33)	Kershaw (4)	Kershaw (232.2)	Kershaw (301)	Anderson (46)
2016	Blanton (75)	Maeda (32)	Kershaw (3)	Maeda (175.2)	Maeda (173)	Kazmir (59)
2017	Baez (66)	Kershaw (27)	Hill/Kershaw (1)	Kershaw (175.0)	Kershaw (202)	Hill (49)
2018	Alexander (73)	Wood (27)	None	Kershaw (161.1)	Kershaw (161.1)	Maeda (43)
2019	Baez (71)	Buehler (30)	Buehler (2)	Ryu (182.2)	Buehler (215)	Maeda (51)
2020	Jansen/Treinen (27)	Kershaw, May, Urias (10)	None	Kershaw (58.1)	Kershaw (62)	Urias (18)
2021	Treinen (72)	Buehler (33)	Bauer (1)	Buehler (207.2)	Buehler (212)	Buehler (52)
2022	Phillips (64)	Urias (31)	Buehler (1)	Anderson (178.2)	Urias (166)	Urias (41)
L.A. Record	Marshall (106)	Drysdale 42 (Twice)	Koufax 27 (Twice)	Koufax (335.2)	Koufax (382)	Valenzuela/Park (124)

***Major League Record †Tied for League Lead ‡All-Time Dodger Record

Los Angeles Pitching Leaders 1958-2022

Year	Shutouts	Saves	Wins	Losses	Winning Pct. (15 Or More Dec.)	ERA (90+ IP)
1958	Podres, Williams (2)	Labine (14)	Podres (13)	Podres (15)	Williams (.563)	Podres (3.73)
1959	Craig, Drysdale (4)	Labine (8)	Drysdale (17)	Drysdale (13)	Craig (.688)	Drysdale (3.45)
1960	Drysdale (5)	Roebuck (8)	Drysdale (15)	Drysdale (14)	Sherry, Williams (.583)	Drysdale (2.84)
1961	Drysdale (3)	L. Sherry (15)	Koufax, Podres (18)	Koufax (13)	Podres (.783)*	Koufax (3.52)
1962	Drysdale, Koufax (2)	Perranoski (19)	Drysdale (25)*	Podres (13)	Drysdale (.735)	Koufax (2.54)*
1963	Koufax (11)*	Perranoski (21)	Koufax (25)	Drysdale (17)	Perranoski (.842)*	Koufax (1.88)*
1964	Koufax (7)*	Perranoski (10)	Koufax (19)	Drysdale (16)	Koufax (.792)	Koufax (1.74)*
1965	Koufax (8)	Perranoski (11)	Koufax (26)*	Osteen (15)	Koufax (.765)*	Koufax (2.04)*
1966	Koufax (5)	Regan (21)*	Koufax (27)*	Drysdale (16)	Regan (.933)*	Koufax (1.73)*
1967	Osteen (5)	Perranoski (12)	Osteen (17)	Osteen (17)	Singer (.600)	Perranoski (2.45)
1968	Drysdale (8)	Brewer (14)	Drysdale (14)	Osteen (18)	Drysdale (.538)	Drysdale (2.15)
1969	Osteen (7)	Brewer (20)	Singer, Osteen (20)	Sutton (18)	Singer (.625)	Singer (2.34)
1970	Osteen, Sutton (4)	Brewer (24)	Osteen (16)	Osteen (14)	Sutton (.536)	Brewer, Vance (3.13)
1971	Downing (5)	Brewer (22)	Downing (20)	Singer (17)	Downing (.690)	Brewer (1.89)
1972	Sutton (9)*	Brewer (17)	Osteen (20)	Singer (16)	John (.688)	Sutton (2.08)
1973	Messersmith, Osteen, Sutton (3)	Brewer (20)	Sutton (18)	Osteen (11)	John (.696)*	Sutton (2.42)
1974	Sutton (5)	Marshall (21)	Messersmith (20)	Marshall (12)	John (.813)*	Marshall (2.42)
1975	Messersmith (7)*	Marshall (13)	Messersmith (19)	Marshall, Messersmith (14)	Hooton (.720)	Messersmith (2.29)
1976	Hooton, Sutton (4)	Hough (18)	Sutton (21)	Hooton (15)	Rhoden (.800)*	Hough (2.20)
1977	John, Sutton (3)	Hough (22)	John (20)	Hough (12)	John (.741)	Hooton (2.62)
1978	Hooton, Rhoden, Welch (3)	Forster (22)	Hooton (19)	Sutton (11)	Hooton (.655)	Welch (2.03)
1979	Hooton, Rau, Reuss, Sutcliffe, Sutton (1)	Castillo (7)	Sutcliffe (17)	Sutton (15)	Sutcliffe (.630)	Hooton (2.97)
1980	Reuss (6)*	Howe (17)	Reuss (18)	Goltz (11)	Reuss (.750)	Sutton (2.21)*
1981	Valenzuela (8)*	Howe (8)	Valenzuela (13)	Goltz, Valenzuela (7)	Reuss (.714)	Hooton (2.28)
1982	Reuss, Valenzuela (4)	Howe (13)	Valenzuela (19)	Valenzuela (13)	Reuss (.621)	Howe (2.08)
1983	Valenzuela (4)	Howe (18)	Valenzuela, Welch (15)	Welch (12)	Valenzuela (.600)	Welch (2.65)
1984	Peña, Hershiser (4)	Niedenfufer (11)	Welch (13)	Valenzuela (17)	Peña (.667)	Peña (2.48)*
1985	Hershiser, Valenzuela (5)	Niedenfufer (19)	Hershiser (19)	Honeycutt (12)	Hershiser (.864)	Hershiser (2.03)
1986	Valenzuela, Welch (3)	Howell (12)	Valenzuela (21)*	Hershiser (14)	Valenzuela (.656)	Valenzuela (3.14)
1987	Welch (4)	Peña, Young (11)	Hershiser (16)	Hershiser (16)	Welch (.625)	Hershiser (3.06)
1988	Hershiser (8)*	J. Howell (21)	Hershiser (23)	Leary (11)	Hershiser (.742)	Peña (1.91)
1989	Belcher (8)*	J. Howell (28)	Belcher, Hershiser (15)	Hershiser (15)	Hershiser (.555)	Hershiser (2.31)
1990	Morgan (4)	J. Howell (16)	R. Martinez (20)	Morgan (15)	R. Martinez (.769)	Crews (2.77)
1991	R. Martinez (4)	J. Howell (16)	R. Martinez (17)	R. Martinez (13)	Morgan (.583)	Belcher (2.62)
1992	Astacio (4)	Mcdowell (14)	Candiotti (11)	Candiotti, Hershiser (15)	Candiotti (.423)	Candiotti (3.00)
1993	R. Martinez (3)	Gott (25)	Astacio (14)	Hershiser (14)	P. Martinez (.667)	P. Martinez (2.61)
1994	R. Martinez (3)	Worrell (11)	R. Martinez (12)	Astacio (8)	R. Martinez (.631)	Gross (3.60)
1995	Nomo (3)	Worrell (32)	R. Martinez (17)	Candiotti (14)	R. Martinez (.708)	Nomo (2.54)
1996	R. Martinez, Nomo (2)	Worrell (44)	Nomo (16)	Candiotti, Nomo (11)	R. Martinez (.714)	Nomo (3.19)
1997	Astacio (1)	Worrell (35)	Nomo, Park (14)	Nomo (12)	R. Martinez (.667)	Valdes (2.65)
1998	Perez, Valdes (2)	Shaw (25)	Park (15)	Dreifort (12)	Park (.625)	R. Martinez (2.83)
1999	Brown, Dreifort, Valdes (1)	Shaw (34)	Brown (18)	Dreifort (13)	Brown (.667)	Brown (3.00)
2000	Brown, Park, Dreifort (1)	Shaw (27)	Park (18)	Park (10)	Brown (.684)	Brown (2.58)*
2001	Park (1)	Shaw (43)	Park (15)	Park (11)	Adams (.600)	Brown (2.65)
2002	Perez (2)	Gagné (52)	Perez (15)	Ashby (13)	Nomo (.727)	Perez (3.00)
2003	Nomo (2)	Gagné (55)	Nomo (16)	Nomo (13)	Brown (.607)	Mota (1.97)
2004	Ishii (2)	Gagné (45)	Ishii, Lima, Weaver (13)	Weaver (13)	Lima (.722)	Perez (3.25)
2005	Lowe/Weaver (2)	Brazoban (21)	Weaver (14)	Lowe (15)	Carrara (.636)	Lowe (3.61)
2006	None	Saito (24)	Lowe/Penny (16)	Penny (9)	Lowe (.667)	Lowe (3.63)
2007	None	Saito (39)	Penny (16)	Lowe (14)	Penny (.800)	Penny (3.03)
2008	Kuroda (2)	Saito (18)	Billingsley (16)	Lowe (11)	Billingsley (.615)	Billingsley (3.14)
2009	Stults (1)	Broxton (36)	Billingsley (12)	Billingsley (11)	Wolf (.611)	Kershaw (2.79)
2010	4 Tied With 1	Worrell (22)	Kershaw (13)	Kuroda (13)	Kershaw (.565)	Kershaw (2.91)
2011	Kershaw (2)	Guerra (21)	Kershaw (21)	Kuroda (8)	Kershaw (.631)	Kershaw (2.28)
2012	Kershaw (2)	Jansen (25)	Kershaw (14)	Capuano (12)	Kershaw (.609)	Kershaw (2.53)
2013	Kershaw (2)	Jansen (28)	Kershaw (16)	Kershaw (9)	Greinke (.789)	Kershaw (1.83)
2014	Kershaw (2)	Jansen (44)	Kershaw (21)	Haren (11)	Kershaw (.875)	Kershaw (1.77)
2015	Kershaw (3)	Jansen (36)	Greinke (19)	Anderson (9)	Greinke (.864)	Greinke (1.66)
2016	Kershaw (3)	Jansen (47)	Maeda (16)	Maeda (16)	Kershaw (.750)	Kershaw (1.69)
2017	None	Jansen (41)	Kershaw (18)	Ryu (9)	Wood (.842)	Kershaw (2.31)
2018	None	Jansen (38)	Hill (11)	Maeda (10)	Hill (.688)	Buehler (2.62)
2019	Ryu (1)	Jansen (33)	Kershaw (16)	Maeda (8)	Buehler (.778)*	Ryu (2.32)*
2020	None	Jansen (11)	Kershaw (6)	Trenin (3)	None	None
2021	None	Jansen (38)	Urias (20)	Kershaw (8)	Urias (.870)	Buehler (2.47)
2022	Buehler (1)	Kimbrel (22)	Urias (17)	Urias/Kimbrel (7)	Gonsolin (.941)	Gonsolin (2.24)
L.A.	Koufax (11)	Gagné (55)	Koufax (27)	Osteen, Sutton (18)	Gonsolin (.941)	Greinke (1.66)

Record **†League Leader** *****Major League Record** **‡Tied For League Lead** **‡All-Time Dodger Record**

H I S T O R Y A N D R E C O R D S

Los Angeles Career Game Leaders By Position

First Base

1. Eric Karros	1579
2. Steve Garvey	1470
3. Wes Parker	1108
4. James Loney	860
5. Adrián González	704

Third Base:

1. Ron Cey	1468
2. Adrian Beltre	957
3. Justin Turner	885
3. Jim Gilliam	761
5. Jeff Hamilton	390

Catcher:

1. Mike Scioscia	1395
2. John Roseboro	1199
3. Steve Yeager	1181
4. Russell Martin	701
5. Mike Piazza	700

Pitcher:

1. Kenley Jansen	701
2. Don Sutton	550
3. Jim Brewer	474
4. Don Drysdale	459
5. Ron Perranoski	457

Second Base:

1. Davey Lopes	1150
2. Steve Sax	1070
3. Jim Lefebvre	613
4. Charlie Neal	523
5. Jeff Kent	497

Shortstop:

1. Bill Russell	1746
2. Maury Wills	1497
3. Rafael Furcal	608
4. Corey Seager	606
5. Jose Offerman	571

Outfield:

1. Willie Davis	1906
2. Andre Ethier	1322
3. Matt Kemp	1201
4. Dusty Baker	1092
5. Raul Mondesi	899

Los Angeles Team Home Run Totals

Year	Dodgers			Opponents			Dodgers			Opponents			
	At LA	Away	Totals	At LA	Home	Totals	Year	At LA	Away	Totals	At LA	Home	Totals
1958	92	80	172	101	72	173	1991	57	51	108	46	50	96
1959	82	66	148	90	67	157	1992	26	46	72	33	49	82
1960	89	37	126	97	57	154	1993	66	64	130	48	55	103
1961	83	74	157	109	58	167	1994	47	68	115	49	41	90
1962	47	93	140	39	76	115	1995	62	78	140	48	77	125
1963	42	68	110	43	68	111	1996	62	88	150	49	76	125
1964	26	53	79	38	50	88	1997	85	89	174	76	87	163
1965	26	52	78	41	86	127	1998	78	81	159	65	70	135
1966	43	65	108	36	48	84	1999	92	95	187	102	90	192
1967	36	46	82	35	58	93	2000	108	103	211	85	91	176
1968	25	42	67	24	41	65	2001	94	112	206	95	89	184
1969	40	57	97	55	67	122	2002	73	82	155	86	79	165
1970	34	53	87	82	82	164	2003	68	56	124	72	55	127
1971	43	52	95	56	54	110	2004	100	103	203	87	86	173
1972	46	52	98	37	46	83	2005	80	69	149	90	92	182
1973	63	47	110	62	67	129	2006	88	65	153	78	74	152
1974	68	71	139	51	61	112	2007	69	60	129	72	74	146
1975	64	54	118	52	52	104	2008	71	66	137	49	74	123
1976	42	49	91	48	49	97	2009	70	75	145	57	70	127
1977	96	95	191	65	54	119	2010	61	59	120	67	67	134
1978	78	71	149	59	48	107	2011	53	64	117	67	65	132
1979	106	77	183	55	46	101	2012	59	57	116	67	55	122
1980	82	66	148	58	47	105	2013	65	73	138	65	62	125
1981	38	44	82	33	21	54	2014	71	63	134	81	61	142
1982	57	81	138	35	46	81	2015	97	90	187	69	76	145
1983	74	72	146	49	48	97	2016	101	88	189	68	97	165
1984	49	53	102	40	36	76	2017	115	106	221	88	96	184
1985	47	82	129	54	48	102	2018	119	116	235	95	84	179
1986	57	73	130	46	69	115	2019	143	136	279	103	82	185
1987	52	73	125	56	74	130	2020	64	54	118	35	31	66
1988	49	50	99	38	46	84	2021	140	97	237	91	70	161
1989	37	52	89	46	49	95	2022	106	106	212	90	62	152
1990	54	75	129	73	64	137	Totals	4345	4414	8859	3942	4012	7964

Dodger Career Home Run Leaders By Position

Pitcher	Catcher	First Base	Second Base	Third Base
Don Drysdale 28	Roy Campanella 239	Gil Hodges 326	Davey Lopes 98	Ron Cey 228
Don Newcombe 11	Mike Piazza 176	Eric Karros 269	Jackie Robinson 80	Adrian Beltre 145
Fernando Valenzuela 8	Steve Yeager 92	Steve Garvey 195	Jeff Kent 73	Justin Turner 143
Claude Osteen 6	John Roseboro 89	Dolph Camilli 139	Charlie Neal 59	Pedro Guerrero 49
Dazzy Vance 6	Yasmani Grandal 89	Adrián González 101	Jim Lefebvre 53	Casey Blake 48
Darren Dreifort 6	Mike Scioscia 68	Jack Fournier 82	Jim Gilliam 38	Tim Wallach 47

Shortstop	Left Field	Center Field	Right Field
Pee Wee Reese 122	Dusty Baker 139	Duke Snider 355	Carl Furillo 175
Corey Seager 100	Zack Wheat 130	Willie Davis 154	Shawn Green 140
Glenn Wright 44	Gary Sheffield 113	Matt Kemp 137	Raul Mondesi 129
Rafael Furcal 43	Tommy Davis 49	Joc Pederson 70	Andre Ethier 128
Hanley Ramirez 41	Kal Daniels 48	Johnny Frederick 67	Frank Howard 106
Bill Russell 39	Pedro Guerrero 48	Cody Bellinger 60	Mike Marshall 101
			Yasiel Puig 101

Dodger Single-Season Home Run Leaders By Position

Pitcher	HR	Year	Catcher	HR	Year	First Base	HR	Year
Don Drysdale	7	1958	Roy Campanella	40	1953	Gil Hodges	42	1954
Don Drysdale	7	1965	Mike Piazza	40	1997	Gil Hodges	40	1951
Don Newcombe	7	1955	Mike Piazza	36	1996	Cody Bellinger	39	2017
Don Drysdale	5	1961	Mike Piazza	35	1993	Dolph Camilli	34	1941
Don Drysdale	4	1959	Roy Campanella	32	1951	Eric Karros	34	1996
Eight Players	3		Roy Campanella	32	1955	Eric Karros	34	1999
Second Base			Third Base			Shortstop		
Jeff Kent	29	2005	Adrian Beltre	48	2004	Corey Seager	26	2016
Davey Lopes	28	1979	Pedro Guerrero	32	1983	Corey Seager	22	2017
Charlie Neal	20	1958	Todd Zeile	31	1997	Glenn Wright	22	1930
Jeff Kent	20	2007	Ron Cey	30	1977	Trea Turner	21	2022
Jackie Robinson	19	1951, '52	Ron Cey	28	1979	Hanley Ramirez	19	2013
Charlie Neal	19	1959	Ron Cey	28	1980	Corey Seager	19	2019
Left Field			Center Field			Right Field		
Gary Sheffield	43	2000	Duke Snider	42	1955	Shawn Green	49	2001
Gary Sheffield	36	2001	Duke Snider	42	1956	Shawn Green	42	2002
Gary Sheffield	34	1999	Duke Snider	41	1953	Babe Herman	35	1930
Dusty Baker	30	1977	Duke Snider	40	1954	Cody Bellinger	35	2019
Dusty Baker	29	1980	Duke Snider	40	1955	Raul Mondesi	33	1990
Kal Daniels	27	1990	Matt Kemp	39	2011	Mookie Betts	33	2022

Dodgers To Homer From Both Sides Of The Plate In A Game

Player	First Pitcher (Inning)	Second Pitcher (Inning)	Date And Opponent
Jim Russell	Harry Brecheen (1)	Red Munger (5)	July 26, 1950 vs. St. Louis
Maury Willis	Bob Moorhead (5)	Vinegar Bend Mizell (9)	May 30, 1962 At New York (NL)
Jim Lefebvre	Sammy Ellis (1)	Gerry Arrigo (4)	May 7, 1966 At Cincinnati
Wes Parker	Gordie Richardson (7)	Jack Hamilton (9)	June 5, 1966 At New York (NL)
Eddie Murray	Eric Gunderson (3)	Randy O'neal (7)	April 18, 1990 At San Francisco
Eddie Murray	Bruce Hurst (2)	Eric Show (11)	June 9, 1990 At San Diego
Milton Bradley	Chris Capuano (3)	Ricky Bottalico (9)	April 18, 2005 At Milwaukee
Milton Bradley	Horacio Ramirez (4)	Chris Reitsma (9)	May 13, 2005 vs. Atlanta
Jose Cruz Jr.	Jason Schmidt (1)	Scott Eyre (8)	Sept. 7, 2005 vs. San Francisco
Orlando Hudson	Chris Smith (6)	Mitch Stetter (8)	July 12, 2009 At Milwaukee
Yasmani Grandal	Tyler Chatwood (2)	Boone Logan (7, Gs)	Sept. 22, 2016 vs. Colorado
Yasmani Grandal	Jhoulys Chacin (3)	Jose M. Torres (8)	April 3, 2017 vs. San Diego
Yasmani Grandal	Aaron Nola (4)	Adam Morgan (6)	July 24, 2018 At Philadelphia

Dodgers With Three Or Four Homers In A Game

4	Gil Hodges	Aug. 31, 1950 Vs. Boston	3	Shawn Green	Aug. 15, 2001 Vs. Montreal
4	Shawn Green	May, 23, 2002 At Milwaukee	3	Hee-Seop Choi	June 12, 2005 Vs. Minnesota
3	Jack Fournier	July 13, 1926 At St. Louis	3	Andre Ethier	June 26, 2009 Vs. Seattle
3	Gene Hermanski	Aug. 5, 1948 Vs. Chicago (NL)	3	Juan Uribe	Sept. 9, 2013 Vs. Arizona
3	Duke Snider	May 30, 1950 Vs. Philadelphia	3	Adrián González	April 8, 2015 Vs. San Diego
3	Roy Campanella	Aug. 26, 1950 At Cincinnati	3	Corey Seager	June, 3, 2016 Vs. Atlanta
3	Tommy Brown	Sept. 18, 1950 Vs. Chicago (NL)	3	Yasmani Grandal	July 8, 2016 Vs. San Diego
3	Duke Snider	June 1, 1955 Vs. Milwaukee	3	Adrián González	Aug. 22, 2016 At Cincinnati
3	Don Demeter	April 21, 1959 Vs. San Francisco	3	Corey Seager	June 20, 2017 Vs. New York (NL)
3	Jim Wynn	May 11, 1974 At San Diego	3	Yasiel Puig	Sept. 15, 2018 At St. Louis
3	Davey Lopes	Aug. 20, 1974 At Chicago (NL)	3	Justin Turner	May 7, 2019 vs. Atlanta
3	Cory Snyder	April 17, 1994 At Pittsburgh	3	AJ Pollock	Sept. 6, 2019 vs. San Francisco
3	Mike Piazza	June 29, 1996 At Colorado	3	Mookie Betts	August 13, 2020 vs. SD
3	Kevin Elster	April 11, 2000 At San Francisco			

Recent Los Angeles Regular Season Grand Slams

Date	Player	Opp.	Pitcher	Inning	Date	Player	Opp.	Pitcher	Inning
9/24/06	Nomar Garciaparra	vs. ARI	Luis Vizcaino	9	9/22/16	Yasmani Grandal	vs. COL	Boone Logan	7
9/28/06	James Loney	at COL	Byung-Hyun Kim	2	9/24/16	Josh Reddick	vs. COL	Christian Bergman	7
4/21/07	Russell Martin	vs. PIT	Shawn Chacon	10	4/3/17	Joc Pederson	vs. SD	Jhoulys Chacin	3
4/26/08	Matt Kemp	vs. COL	Mark Redman	1	5/6/17	Cody Bellinger	at SD	Miguel Diaz	9
4/19/09	Matt Kemp	vs. COL	Matt Belisle	5	5/8/17	Chris Taylor	vs. PIT	Trevor Williams	1
5/7/09	Matt Kemp	vs. WAS	Jordan Zimmerman	1	6/3/17	Chris Taylor	at MIL	Carlos Torres	9
7/10/09	Matt Kemp	at MIL	Carlos Villanueva	10	6/11/17	Corey Seager	vs. CIN	Raisel Iglesias	8
7/22/09	Manny Ramirez*	vs. CIN	Nick Masset	6	6/30/17	Austin Barnes	at SD	Clayton Richard	1
8/20/09	Russell Martin	vs. CHC	Angel Guzman	6	7/1/17	Chris Taylor	at SD	Craig Stammen	7
9/19/09	Ronnie Belliard	vs. SF	Brad Penny	1	8/21/17	Curtis Granderson	at PIT	Gerrit Cole	7
4/16/10	Andre Ethier	vs. SF	Todd Wellemeyer	2	4/16/18	Yasmani Grandal	at SD	Kasuhisa Makita	9
5/6/10	Andre Ethier	vs. MIL	Latroy Hawkins	9	6/22/18	Cody Bellinger	at NYM	Zack Wheeler	6
8/27/10	Casey Blake	at COL	Matt Belisle	8	6/23/18	Matt Kemp	at NYM	Robert Gsellman	8
9/29/10	Matt Kemp	at COL	Jhoulys Chacin	3	8/2/18	Cody Bellinger	vs. MIL	Jhoulys Chacin	3
5/24/11	Jerry Sands	at HOU	J.A. Haap	3	4/2/19	Cody Bellinger	vs. SF	Madison Bumgarner	3
6/4/11	Matt Kemp	at CIN	Logan Ondrusek	8	5/12/19	Corey Seager	vs. WAS	Kyle Barraclough	8
6/12/11	James Loney	at COL	Ubaldo Jimenez	3	5/24/19	David Freese	at PIT	Michael Feliz	1
8/30/11	Andre Ethier	vs. SD	Anthony Bass	2	6/18/19	Kike Hernandez	vs. SF	Trevor Gott	7
6/10/12	Andre Ethier	at SEA	Blake Beaven	2	8/1/19	Will Smith	vs. SD	Trey Wingenter	6
8/29/12	A.J. Ellis	at COL	Will Harris	8	9/22/19	Cody Bellinger	vs. COL	Jake McGee	5
6/6/13	Yasiel Puig	vs. ATL	Cory Gearrin	8	9/24/19	Max Muncy	at SD	Gerardo Reyes	4
5/1/15	Joc Pederson	vs. ARI	Rubby De La Rosa	2	5/2/21	AJ Pollock	at MIL	Alec Bettinger	1
6/2/15	Alex Guerrero	at COL	Rafael Betancourt	9	5/2/21	Matt Beatty	at MIL	Alec Bettinger	1
9/11/15	Justin Ruggiano	at ARI	Allen Webster	9	5/18/21	Gavin Lux	vs. ARI	Kevin Ginkel	7
8/29/12	A.J. Ellis	at COL	Will Harris	8	5/23/21	Gavin Lux	at SFG	Anthony DeSclafani	3
6/6/13	Yasiel Puig	vs. ATL	Cory Gearrin	8	6/2/21	Cody Bellinger	vs. STL	Jake Woodford	1
5/1/15	Joc Pederson	vs. ARI	Rubby De La Rosa	2	6/27/21	Zach McKinstry	vs. CHC	Adbert Alzolay	2
6/2/15	Alex Guerrero	at COL	Rafael Betancourt	9	7/1/21	Max Muncy	at WAS	Patrick Corbin	5
9/11/15	Justin Ruggiano	at ARI	Allen Webster	9	7/10/21	Justin Turner	vs. ARI	Caleb Smith	2
9/24/15	Chris Heisey	vs. ARI	Andrew Chafin	5	7/10/21	Mookie Betts	vs. ARI	Alex Young	7
5/28/16	Chase Utley	at NYM	Hansel Robles	7	10/1/21	Trea Turner	vs. MIL	Eric Lauer	5
7/15/16	Chris Taylor	at ARI	Silvino Bracho	6	7/22/22	Cody Bellinger	vs SF	Sam Long	8
7/24/16	Adrián González	at STL	Mike Mayers	1	9/11/22	Justin Turner	at SD	Craig Stammen	7
8/16/16	Chase Utley	at PHI	Michael Mariot	7					
8/31/16	Andrew Toles	at COL	Adam Ottavino	9					

Bold Signifies Current Dodger

*Pinch-Hit

H I S T O R Y A N D R E C O R D S

Dodgers With 30 Or More Home Runs In A Season

HR	Player	Year	36	Gary Sheffield	2001	32	Jimmy Wynn	1974
49	Shawn Green	2001	36	Joc Pederson	2019	32	Reggie Smith	1977
48	Adrian Beltre	2004	35	Babe Herman	1930	32	Pedro Guerrero	1982
47	Cody Bellinger	2019	35	Mike Piazza	1993	32	Pedro Guerrero	1983
43	Gary Sheffield	2000	35	Mookie Betts	2022	32	Eric Karros	1995
43	Duke Snider	1956	35	Max Muncy	2018	32	Mike Piazza	1995
42	Duke Snider	1953	35	Max Muncy	2019	31	Andre Ethier	2009
42	Duke Snider	1955	34	Dolph Camilli	1941	31	Roy Campanella	1950
42	Gil Hodges	1954	34	Gary Sheffield	1999	31	Eric Karros	1997
42	Shawn Green	2002	34	Eric Karros	1996	31	Duke Snider	1950
41	Roy Campanella	1953	34	Eric Karros	1999	31	Gil Hodges	1953
40	Gil Hodges	1951	33	Roy Campanella	1951	31	Frank Howard	1962
40	Duke Snider	1954	33	Steve Garvey	1977	31	Todd Zeile	1997
40	Duke Snider	1957	33	Raul Mondesi	1999	31	Eric Karros	2000
40	Mike Piazza	1997	33	Pedro Guerrero	1985	30	Dusty Baker	1977
39	Cody Bellinger	2017	32	Gil Hodges	1950	30	Ron Cey	1977
39	Matt Kemp	2011	32	Gil Hodges	1952	30	Raul Mondesi	1997
36	Max Muncy	2021	32	Roy Campanella	1955	30	Raul Mondesi	1998
36	Mike Piazza	1996	32	Gil Hodges	1956			

Brooklyn/Los Angeles 100-RBI Club

2022	Trea Turner	100	1980	Steve Garvey	106		Carl Furillo	106
	Freddie Freeman	100	1979	Steve Garvey	110	1949	Jackie Robinson	124
2019	Cody Bellinger	115	1978	Steve Garvey	113		Gil Hodges	115
2014	Adrián González	116	1977	Steve Garvey	115		Carl Furillo	106
2013	Adrián González	100		Ron Cey	110	1946	Dixie Walker	116
2011	Matt Kemp	126	1975	Ron Cey	101	1945	Dixie Walker	124
2009	Andre Ethier	106	1974	Steve Garvey	111		Luis Olmo	110
	Matt Kemp	101		Jimmy Wynn	108	1943	Babe Herman	100
2006	J.d. Drew	100	1970	Wes Parker	111	1942	Dolph Camilli	109
2005	Jeff Kent	105	1962	Tommy Davis	153	1941	Dolph Camilli	120
2004	Adrian Beltre	121		Frank Howard	119	1939	Dolph Camilli	104
2002	Shawn Green	114	1956	Duke Snider	101	1938	Dolph Camilli	100
2001	Shawn Green	125	1955	Duke Snider	136	1934	Sam Leslie	102
	Gary Sheffield	100		Roy Campanella	107	1932	Hack Wilson	123
2000	Gary Sheffield	109		Gil Hodges	102	1930	Billy Herman	130
	Eric Karros	106	1954	Gil Hodges	130		Glenn Wright	126
1999	Eric Karros	112		Duke Snider	130		Del Bissonette	113
	Gary Sheffield	101	1953	Roy Campanella	142	1929	Babe Herman	113
1997	Mike Piazza	124		Duke Snider	126	1928	Del Bissonette	106
	Eric Karros	104		Gil Hodges	122	1925	Jack Fournier	130
1996	Eric Karros	111	1952	Gil Hodges	102		Zack Wheat	103
	Mike Piazza	105	1951	Roy Campanella	108	1924	Jack Fournier	116
1995	Eric Karros	105		Gil Hodges	103	1923	Jack Fournier	102
1993	Mike Piazza	112		Duke Snider	101	1922	Zack Wheat	112
1983	Pedro Guerrero	103	1950	Gil Hodges	113			
1982	Pedro Guerrero	100		Duke Snider	107			

Dodger Batters With .300 AVG, 30 HR, 100 RBI

Player	Year	BA	HR	RBI
Cody Bellinger	2019	.305	47	115
Matt Kemp	2011	.324	39	126
Adrian Beltre	2004	.334	48	121
Gary Sheffield	2001	.311	36	100
Gary Sheffield	2000	.325	43	109
Gary Sheffield	1999	.301	34	101
Eric Karros	1999	.304	34	112
Mike Piazza	1997	.362	40	124
Mike Piazza	1996	.336	36	105
Mike Piazza	1993	.318	35	112
Pedro Guerrero	1982	.304	32	100
Duke Snider	1955	.309	42	136
Roy Campanella	1955	.318	32	107
Gil Hodges	1954	.304	42	130
Duke Snider	1954	.341	40	130
Gil Hodges	1953	.302	31	122
Roy Campanella	1953	.312	41	142
Duke Snider	1953	.336	42	126
Roy Campanella	1951	.325	33	108
Duke Snider	1950	.321	31	107
Babe Herman	1930	.393	35	130

Fastest Brooklyn/Los Angeles Dodgers To Reach Milestones

Fastest Batter To Reach 30 Home Runs			Fastest Los Angeles Batter To 100 RBI		
Player	Year	Date	Player	Year	Date
Cody Bellinger	2019	July 4	Tommy Davis	1962	July 20
Gary Sheffield	2000	July 14	Shawn Green	2001	Aug. 18
Duke Snider	1955	July 16	Cody Bellinger	2019	Aug. 20
Gil Hodges	1951	July 25	Shawn Green	2002	Aug. 24
Shawn Green	2001	July 28	Eric Karros	1999	Aug. 25

Brooklyn/Los Angeles All-Time Hitting Streaks

Name	Club	Games	Streak
Willie Davis	Los Angeles	31	Aug. 1-Sept. 3, 1969
Andre Ethier	Los Angeles	30	April 2-May 6, 2011
Zack Wheat	Brooklyn	29	Aug. 20-Sept. 16, 1916
Joe Medwick	Brooklyn	27	May 23-June 25, 1942
Duke Snider	Brooklyn	27	Aug. 19-Sept. 13, 1953
Trea Turner	Los Angeles	27	Sept. 12, 2021 - April 16, 2022
Trea Turner	Los Angeles	26	May 9 - June 3, 2022
Willie Keeler	Brooklyn	26	Aug. 8-Sept. 3, 1902
Zack Wheat	Brooklyn	26	July 11-Aug. 7, 1918
Harvey Hendrick	Brooklyn	26	April 20-May 30, 1929
Buzz Boyle	Brooklyn	25	May 1-June 5, 1934
Willie Davis	Los Angeles	25	May 5-June 2, 1971
Steve Sax	Los Angeles	25	Sept. 1-27, 1986
Paul Lo Duca	Los Angeles	25	May 17-June 18, 2003

Brooklyn/Los Angeles 200-Hit Club

Year	Player	Hits	Year	Player	Hits	Year	Player	Hits
1900	Willie Keeler	204	1929	Babe Herman	217	1974	Steve Garvey	200
1901	Willie Keeler	202		John Frederick	206	1975	Steve Garvey	210
1921	Jim Johnston	203	1930	Babe Herman	241	1976	Steve Garvey	200
1922	Zack Wheat	201		John Frederick	206	1978	Steve Garvey	202
1923	Jim Johnston	203	1932	Lefty O'doul	219	1979	Steve Garvey	204
1924	Zack Wheat	212	1949	Jackie Robinson	203	1980	Steve Garvey	200
1925	Zack Wheat	221	1962	Tommy Davis	230	1986	Steve Sax	210
1925	Milt Stock	202		Maury Wills	208	1997	Mike Piazza	201
						2004	Adrian Beltre	200

Los Angeles Single-Season Pinch-Hit Leaders

Year	Player	Pinch-Hits	Year	Player	Pinch-Hits	Year	Player	Pinch-Hits
			1978	Lee Lacy	13	2000	Dave Hansen	15
1958	Elmer Valo	9	1979	Manny Mota	15	2001	Dave Hansen	9
1959	Norm Larker	8	1980	Pedro Guerrero,	11	2002	Alex Cora	11
1960	Chuck Essegian	8		Jay Johnstone, Gary Thomasson		2003	Mike Kinkade	10
1961	Frank Howard	9	1981	Jay Johnstone	11	2004	Olmedo Saenz	15
1962	Lee Walls	13	1982	Ron Roenicke	13	2005	Ricky Ledee	11
1963	Lee Walls, Wally Moon	7	1983	Jose Morales	12	2006	Olmedo Saenz	15
1964	Wally Moon	7	1984	Candy Maldonado	9	2007	Olmedo Saenz	14
1965	Wally Moon	5	1985	Terry Whitfield	14	2008	Delwyn Young	14
1966	Tommy Davis, Al Ferrara	5	1986	Bill Russell	10	2009	Mark Loretta, Juan Pierre	14
1967	Wes Parker, Lou Johnson	5	1987	Ken Landreaux	10	2010	Garret Anderson	12
	John Roseboro, Jimmys Campanis		1988	Mickey Hatcher	12	2011	Tony Gwynn, Jr.	8
	Len Gabrielson, Al Ferrara		1989	Lenny Harris, Mickey Hatcher,		2012	Bobby Abreu	9
1968	Jim Fairry	8		Franklin Stubbs	6	2013	Jerry Hairston, Jr.	7
1969	Len Gabrielson	13	1990	Mickey Hatcher	14	2014	Justin Turner	12
1970	Len Gabrielson	8	1991	Chris Gwynn	13	2015	Alex Guerrero	13
1971	Willie Crawford	8	1992	Mitch Webster	17	2016	Andrew Toles	8
1972	Manny Mota	10	1993	Dave Hansen	18	2017	Kiké Hernández	10
1973	Steve Garvey	12	1994	Jeff Treadway	13	2018	Chase Utley	13
1974	Manny Mota	15	1995	Dave Hansen	11	2019	David Freese	12
1975	Manny Mota, Leron Lee	10	1996	Dave Hansen	13	2020	AJ Pollock	3
1976	Ed Goodson	15	1997	Nelson Liriano	7	2021	Albert Pujols	14
1977	Manny Mota	14	1998	Roger Cedeno	8	2022	Hanser Alberto	4
1977	Manny Mota	14	1999	Dave Hansen	13			

Los Angeles Top RBI Months

41	Frank Howard	August 1962	27	Mookie Betts	May 2022	26	Pedro Guerrero	June 1985
37	Mike Marshall	Sept./Oct. 1985	27	Wes Parker	May 1972	26	Mike Piazza	April 1998
33	Tommy Davis	June 1962	27	Mike Piazza	Sept./Oct. 1993	26	Adrian Beltre	August 2003
32	James Loney	Sept. 2007	27	Mike Piazza	August 1997	26	Hanley Ramirez	August 2012
31	Kal Daniels	Sept./Oct. 1990	27	Mike Piazza	Sept./Oct. 1997	26	Corey Seager	September 2019
30	Ron Fairly	July 1964	27	Eric Karros	July 1997	25	Tommy Davis	July 1962
30	Steve Garvey	June 1977	27	Raul Mondesi	May 1998	25	Steve Garvey	May 1974
30	Gary Sheffield	June 2000	27	Eric Karros	June 1998	25	Raul Mondesi	August 1995
30	Brian Jordan	Sept. 2002	27	Raul Mondesi	May 1999	25	Mike Piazza	August 1995
29	Ron Cey	April 1977	27	Eric Karros	July 1999	25	Mike Piazza	June 1997
29	Shawn Green	August 2002	27	Gary Sheffield	August 2001	25	Eric Karros	June 1997
29	Cody Bellinger	April 2019	27	Matt Kemp	August 2009	25	Shawn Green	August 2001
28	Darryl Strawberry	August 1991	27	Cody Bellinger	May 2017	25	Steve Finley	August 2004
28	Darryl Strawberry	Sept./Oct. 1991	27	Cody Bellinger	June 2017	25	Manny Ramirez	August 2008
28	Mike Piazza	June 1994	26	Willie Davis	August 1972	25	Matt Kemp	April 2012
28	Eric Karros	May 2000	26	Joe Ferguson	May 1973	25	Yasiel Puig	May 2014
28	Nomar Garciaparra	May 2006	26	Dusty Baker	August 1979	25	Adrián González	Sept. 2014
28	Manny Ramirez	Sept. 2008	26	Dusty Baker	June 1980	25	Matt Kemp	Sept. 2014

Dodger Franchise Winning And Losing Streaks

Longest Overall Winning Streak

15	Aug. 25-Sept. 6 (1), 1924
13	July 21 (1) - 31, 1947 Aug. 7-20, 1953 May 21-June 1 (2), 1962 Sept. 16-30, 1965
12	Aug. 16 (2) - 29, 1895 May 28 - June 9, 1899 April 24-May 5, 1976 July 31 - August 13, 2022
11	Eight Times (Three In L.a.) May 17-29, 1993 July 28-Aug. 8, 2006 July 4-19, 2017
10	12 Times (Four In L.a.) April 20-30, 1980 May 14-25, 2003 Aug. 7-17, 2013 June 16-25, 2017

Longest Home Winning Streaks

22	May 5 - July 8, 1899
20	August 30 - April 18, 2022
15	June 12 - July 14, 1890
14	April 21 - May 12, 1921
13	May 4 - June 5, 1993
13	April 13 - May 7, 2009*
12	Aug. 5 - Sept. 15, 1930
11	Six Times (Once In LA) July 4 -24, 2022

Longest Road Winning Streaks

15	July 7-Aug. 5, 2013
12	Aug. 25 - Sept. 6 (1), 1924
11	July 22 - 31, 1947 April 14 - May 10, 1955
10	July 6 - 31, 1951 May 29 - June 7, 1954
9	June 10 - July 6, 1940 Aug. 17 (1) - 26, 1950 June 23 - July 14, 1963 June 22 - July 8, 1970 June 26 - July 17, 2001 July 3-26, 2004

*Modern-Day MLB Record For Home Wins To Start Season

Longest Overall Losing Streaks

16	June 28 (1) - July 16, 1944
14	Sept. 16 (2) - 30 (2), 1937
12	April 20 - May 8, 1907
12	Sept. 13 (2) - 25, 1925
11	Aug. 7 - 21, 1906
11	Sept. 2-12, 2017
10	Nine Times (Twice In L.a.) Aug. 14-24, 1961 June 10-21, 1992

Longest Home Losing Streaks

15	August 30 - Oct. 3, 2021 (still active)
10	July 3 - 12, 1913 Aug. 17 - 30, 1923 May 21 - June 17 (2), 1938
9	June 13 - July 26, 1906 Aug. 2 - Aug. 10, 1926 Aug. 13 - Sept. 5, 1987 Aug. 26-Sept. 10, 2017

Longest Road Losing Streaks

17	June 18 (2) - July 16 (1), 1944
16	June 8 - July 27 (2), 1909
14	Sept. 16 (2) - Sept. 30 (2), 1937
12	Sept. 1 (1) - 29, 1908
11	Sept. 14 - 25, 1925 June 2 - 21, 1992
10	June 4 (2) - 14, 1919 May 15 - 27 (1), 1926 Aug. 9-29, 2008

Los Angeles Dodger Firsts

First Batter	Jim Davenport	April 15, 1958 At San Francisco (Single)
First Dodger Batter	Gino Cimoli	April 15, 1958 (Strikeout)
Walk	Duke Snider	April 15, 1958 At San Francisco
Hit	Charlie Neal	April 15, 1958 At San Francisco
Run	Charlie Neal	April 16, 1958 At San Francisco
Ground Double Play	Rube Walker	April 15, 1958 At San Francisco
Double	Pee Wee Reese	April 16, 1958 At San Francisco
Triple	Pee Wee Reese	April 17, 1958 At San Francisco
Home Run	Dick Gray	April 16, 1958 At San Francisco
Grand Slam	Willie Mays	May 12, 1958 Vs. San Francisco
First Dodger Grand Slam	Gil Hodges	Aug. 23, 1958 Vs. Milwaukee
RBI	Dick Gray	April 16, 1958 At San Francisco
Sacrifice Fly	Charlie Neal	April 16, 1958 At San Francisco
Sacrifice Hit	Johnny Podres	April 22, 1958 Vs. Chicago
Stolen Base	Charlie Neal	April 18, 1958 Vs. San Francisco
Caught Stealing	Gil Hodges	April 16, 1958 At San Francisco
Start	Don Drysdale	April 15, 1958 At San Francisco
Complete Game	Johnny Podres	April 16, 1958 At San Francisco
Shutout - One Pitcher	Carl Erskine	May 18, 1958 (Game 2)
Wild Pitch	Carl Erskine	April 18, 1958 Vs. San Francisco
Win	Johnny Podres	April 16, 1958 At San Francisco
Loss	Don Drysdale	April 15, 1958 At San Francisco
Save	Clem Labine	April 18, 1958 Vs. San Francisco

Longest Scoreless Inning Streaks In Los Angeles History

Pitcher	Scoreless Innings	Dates
Orel Hershiser	59	8-30 To 9-28-1988
Don Drysdale	58	5-14 To 6-08-1968
Zack Greinke	45.2	6-18 To 7-26-2015
Clayton Kershaw	41	6-13 To 7-10-2014
Clayton Kershaw	37	7-03 To 8-03-2015
Fernando Valenzuela	35	4-14 To 5-03-1981
Don Sutton	35	9-10 To 10-03-1972
Orel Hershiser	33	6-29 To 7-24-1984
Sandy Koufax	33	7-03 To 7-16-1963
Hyun-Jin Ryu	32	5-1 to 5-25-2019
Fernando Valenzuela	31	9-19-80 To 4-14-1981
Bob Miller	31	5-23 To 6-26-1964
Don Sutton	29	4-25 To 5-12-1972
Tyler Anderson	28	5-17 To 6-9-2022
Alex Wood	27	5-2 To 6-10-2017
Don Sutton	27	4-23 To 5-06-1969
Sandy Koufax	26	6-13 To 6-21-1963
Don Drysdale	26	9-01 To 9-16-1960
Wilson Alvarez	25	9-07 To 9-23-2003
Chan Ho Park	25	9-19 To 9-29-2000
Rick Honeycutt	25	6-05 To 6-20-1986
Fernando Valenzuela	25	4-09 To 4-23-1985
Andy Messersmith	25	5-31 To 6-13-1975
Don Drysdale	25	5-14 To 5-27-1967
Don Drysdale	25	9-19 To 10-02-1966

Brooklyn/Los Angeles 20-Game Winners (Since 1900)

Wins	Pitcher	Year	Wins	Pitcher	Year	Wins	Pitcher	Year
29	Joseph McGinnity	1900	22	Nap Rucker	1911	21	Clayton Kershaw	2011
28	Dazzy Vance	1924	22	Burleigh Grimes	1921	21	Clayton Kershaw	2014
27	Don Newcombe	1956	22	Burleigh Grimes	1924	20	Julio Urias	2021
27	Sandy Koufax	1966	22	Dazzy Vance	1925	20	William Clark	1932
26	Sandy Koufax	1965	22	Dazzy Vance	1928	20	Luke Hamlin	1939
25	William Donovan	1901	22	Kirby Higbe	1941	20	Don Newcombe	1951
25	Jeff Pfeffer	1916	22	Whit Wyatt	1941	20	Carl Erskine	1953
25	Don Drysdale	1962	22	Preacher Roe	1951	20	Don Newcombe	1955
25	Sandy Koufax	1963	21	Henry Schmidt	1903	20	Claude Osteen	1969
23	Jeff Pfeffer	1914	21	Dutch Reuther	1922	20	Bill Singer	1969
23	Burleigh Grimes	1920	21	Burleigh Grimes	1923	20	Al Downing	1971
23	Don Drysdale	1965	21	Ralph Branca	1947	20	Claude Osteen	1972
23	Orel Hershiser	1988	21	Don Sutton	1976	20	Andy Messersmith	1974
22	Brickyard Kennedy	1900	21	Fernando Valenzuela	1986	20	Tommy John	1977
						20	Ramon Martinez	1990

Opponent No-Hitters VS. Dodgers

Pitcher	Team	Date And Location
Amos Rusie	New York Giants	July 31, 1891 At New York
John Stivetts	Boston Beaneaters	Aug. 6, 1892 At Boston
Walter Thornton	Chicago Cubs	Aug. 21, 1898 (2G) At Chicago
John Lush	Philadelphia Phillies	July 20, 1906 At Brooklyn
Nicholas Maddox	Pittsburgh Pirates	Sept. 20, 1907 At Pittsburgh
Leon Ames*	New York Giants	April 15, 1909 At New York
Rube Marquard	New York Giants	April 15, 1915 At New York
Paul Dean	St. Louis Cardinals	Sept. 21, 1934 (2G) At Brooklyn
Johnny Vander Meer	Cincinnati Reds	June 15, 1938 At Brooklyn
James Tobin	Boston Braves	April 27, 1944 At Boston
Vernon Bickford	Boston Braves	Aug. 11, 1950 At Boston
Don Larsen+\$	New York Yankees	Oct. 8, 1956 At New York
John Candelaria	Pittsburgh Pirates	Aug. 9, 1976 At Pittsburgh
Nolan Ryan	Houston Astros	Sept. 26, 1981 At Houston
Tom Browning+	Cincinnati Reds	Sept. 16, 1988 At Cincinnati
Mark Gardner#	Montreal Expos	July 26, 1991 At Los Angeles
Dennis Martinez+	Montreal Expos	July 28, 1991 At Los Angeles
Kent Mercker	Atlanta Braves	April 8, 1994 At Los Angeles
Jered Weaver/Jose Arredondo^	LA Angels	June 28, 2008 At Los Angeles
Kevin Milwood/Charlie Furbush/Stephen Pryor	Seattle Mariners	June 8, 2012 At Seattle
Lucas Luetge/Brandon League/Tom Wilhelmson		
Mike Fiers	Houston Astros	Aug. 21, 2015 At Houston
Jake Arrieta	Chicago Cubs	Aug. 30, 2015 Vs. Chicago
Zach Davies/R. Tepera/A. Chafin/C. Kimbrel	Chicago Cubs	June 24, 2021 vs. Chicago

+ Perfect Game \$ 1956 World Series – Game 5; *Pitched A No-Hitter For 9 1/3 Innings But Lost Game In The 13th Inning, 3-0.

Pitched Hitless Ball For Nine Innings; Gave Up Hit In 10th And Lost Game, 1-0; ^The Dodgers Won 1-0 And Were No-Hit For Eight Innings.

Brooklyn No-Hitters

Date	Pitcher	Opponent	Score	Catcher
June 22, 1891	Thomas Lovett	New York	4-0	---
July 20, 1906	Malcolm Eason	At St. Louis	2-0	Bill Bergen
Sept. 5, 1908 (2Nd Game)	Nap Rucker	Boston	6-0	Bill Bergen
Sept. 13, 1925 (1St Game)	Dazzy Vance	Philadelphia	10-1	Hank Deberry
April 30, 1940	James (Tex) Carleton	At Cincinnati	3-0	Herman Franks
April 23, 1946	Ed Head	Boston	5-0	Farrell Anderson
Sept. 9, 1948	Rex Barney	At New York	2-0	Bruce Edwards
June 19, 1952	Carl Erskine	Chicago	5-0	Roy Campanella
May 12, 1956	Carl Erskine	New York	3-0	Roy Campanella
Sept. 25, 1956	Sal Maglie	Philadelphia	5-0	Roy Campanella

Los Angeles No-Hitters

Date	Pitcher	Opponent	Score	Catcher
June 30, 1962	Sandy Koufax	New York	5-0	John Roseboro
May 11, 1963	Sandy Koufax	San Francisco	8-0	John Roseboro
June 4, 1964	Sandy Koufax	At Philadelphia	3-0	Doug Camilli
Sept. 9, 1965	Sandy Koufax	Chicago	1-0*	Jeff Torborg
July 20, 1970	Bill Singer	Philadelphia	5-0	Jeff Torborg
June 27, 1980	Jerry Reuss	At San Francisco	8-0	Steve Yeager
June 29, 1990	Fernando Valenzuela	St. Louis	6-0	Mike Scioscia
Aug. 17, 1992	Kevin Gross	San Francisco	2-0	Mike Scioscia
July 14, 1995	Ramon Martinez	Florida	7-0	Mike Piazza
Sept. 17, 1996	Hideo Nomo	At Colorado	9-0	Mike Piazza
May 25, 2014	Josh Beckett	At Philadelphia	6-0	Drew Butera
June 18, 2014	Clayton Kershaw	Colorado	8-0	A.J. Ellis
May 4, 2018	Walker Buehler/Tony Cingrani Yimi Garcia/Adam Liberatore	At San Diego (Mexico)	4-0	Yasmani Grandal

*Perfect Game

Los Angeles One-Hitters

Date	Pitcher	Club	Score	Hit By	Date	Pitcher	Club	Score	Hit By
5/23/60	Sandy Koufax	At PIT	1-0	Daniels, 1B In 2nd	4/26/85	Orel Hershiser	SD	2-0	Gwynn, 1B In 4th
5/25/65	Don Drysdale	STL	2-0	Flood, 1B In 1st	7/23/85	Orel Hershiser	PIT	6-0	Thompson, 1B In 2nd
6/17/65	Claude Osteen	SF	3-0	Hiatt, 1B In 2nd	10/1/87	Bob Welch	SF	7-0	Aldrete, 1B In 6th
6/20/65	Sandy Koufax	NYM	2-1	Hickman, HR In 5th	5/25/88	Tim Leary	At PHI	4-0	Daulton, 1B In 3rd
8/4/68	Mike Kekich	NYM	2-0	Swoboda, 1B In 7th	7/21/90	Tim Belcher	At PIT	6-0	Bell, 1B In 4th
5/1/69	Don Sutton	At SF	5-0	Davenport, 2B In 8th	7/21/90	Tim Belcher	At PIT	6-0	Bell, 1B In 4th
6/19/71	Don Sutton	HOU	4-0	Wynn, 2B In 6th	8/5/95	Hideo Nomo	At SF	3-0	Clayton, 1B In 7th
5/9/74	Don Sutton	At SD	6-0	Grubb, 1B In 2nd	6/27/98	Ismael Valdes	PIT	2-0	K. Young, 1B In 8th
4/15/75	Don Sutton	CIN	3-1	Bench, HR In 7th	7/19/00	Kevin Brown	COL	9-1	L. Walker, HR In 1st
8/18/77	Don Sutton	SF	7-0	Hill, 1B In 8th	4/26/02	Odalis Perez	At CHC	10-0	Patterson, 1B In 7th
5/11/79	Doug Rau	MON	7-0	Speier, 1B In 8th	6/25/02	Odalis Perez	COL	4-0	Estalella, 1B In 6th
5/29/80	Bob Welch	ATL	3-0	Blanks, 1B In 4th	7/7/04	Kazuhisa Ishii	ARI	11-0	Hillenbrand, 1B In 5th
4/21/82	Jerry Reuss	HOU	6-0	A. Howe, 2B In 1st	8/31/05	Derek Lowe	At CHC	7-0	Hairston, 1B In 1st
4/29/82	Burt Hooton	PHI	4-0	Dejesus, 1B In 4th	7/7/08	Hiroki Kuroda	ATL	3-0	Teixeira, 2B In 8th
6/11/82	Jerry Reuss	CIN	11-1	Milner, 2B In 1st	9/29/15	Clayton Kershaw	At SF	8-0	Frandsen, 1B In 3rd
6/1/83	Bob Welch	PHI	1-0	Hayes, 1B In 4th	8/23/17	Rich Hill	At PIT	0-1	Harrison, HR In 10th
4/27/84	Rick Honeycutt	At SD	1-0	Salazar, 1B In 4th					

Recent Two-Hitters By Dodger Pitchers

Date	Pitcher	Club	Score	Hit By	Date	Pitcher	Club	Score	Hit By
9/23/00	Brown	Vs. SD	2-1	D. Jackson, Klesko	5/29/11	Kershaw	Vs. FLA	8-0	Morrison, Infante
9/29/00	Park	At SD	3-0	Nevin, Larocca	6/20/11	Kershaw	Vs. DET	4-0	Wells, Raburn
7/18/01	Park	Vs. MIL	5-0	Loretta, Sexson	5/28/13	Ryu	Vs. LAA	3-0	Kendrick, lannetta
5/24/03	Nomo	At MIL	6-0	Vander Wal, Helms	7/13/13	Greinke	Vs. COL	1-0	Helton, Herrera
8/4/10	Padilla	Vs. SD	9-0	Ludwick, Headley	9/16/13	Ryu	At ARI	1-2	Goldschmidt, Hill
8/19/10	Lily	Vs. COL	2-0	Fowler, Tulowitzki	5/23/16	Kershaw	Vs. CIN	1-0	Cozart, Barnhart

Longest Games In Dodger History (18 Or More Innings)

Innings	Date	Location	Result
26*	May 1, 1920	Boston	Brooklyn 1, Boston 1
23	June 27, 1939	Boston	Brooklyn 2, Boston 2
22	Aug. 22, 1917	Brooklyn	Brooklyn 6, Pittsburgh 5
22	June 3, 1989	Houston	Houston 5, Los Angeles 4
22	Aug. 23, 1989	Montreal	Los Angeles 1, Montreal 0
21	Aug. 17, 1982	Chicago	Los Angeles 2, Chicago 1
20	April 30, 1919	Philadelphia	Brooklyn 9, Philadelphia 9
20	July 5, 1940	Boston	Brooklyn 6, Boston 2
20	July 7, 1993	Philadelphia	Philadelphia 7, Los Angeles 6
19	June 17, 1915	Chicago	Chicago 4, Brooklyn 2
19	May 3, 1920	Boston	Boston 2, Brooklyn 1
19	May 17, 1939	Chicago	Brooklyn 9, Chicago 9
19**	Sept. 11, 1946	Brooklyn	Cincinnati 0, Brooklyn 0
19	Aug. 8, 1972	Cincinnati	Cincinnati 2, Los Angeles 1
19	May 24, 1973	Los Angeles	New York 7, Los Angeles 3
18	Aug. 17, 1902	Brooklyn	Brooklyn 7, St. Louis 7
18	June 1, 1919	Brooklyn	Philadelphia 10, Brooklyn 9
18	Sept. 6, 1984	Los Angeles	Atlanta 3, Los Angeles 2
18	Aug. 3, 1996	Los Angeles	Atlanta 5, Los Angeles 3

*Longest Game And Longest Tied Game In Major League History **Longest Scoreless Game In Major League History

Longest Game Times In Dodger History

Time	Innings	Date	Location	Result
7:14*	22	June 3, 1989	Houston	Houston 5, Los Angeles 4
6:14	22	Aug. 23, 1989	Montreal	Los Angeles 1, Montreal 0
6:10	21	Aug. 17-18, 1982	Chicago	Los Angeles 2, Chicago 1
6:10	20	July 7, 1993	Philadelphia	Philadelphia 7, Los Angeles 6
6:05	13	March 29, 2019	Los Angeles	Arizona 5, Los Angeles 4
5:55	16	July 24, 2018	Philadelphia	Philadelphia 7, Los Angeles 4
5:49	16	August 25, 2021	San Diego	Los Angeles 5, San Diego 3
5:47	17	May 22, 2016	San Diego	Los Angeles 9, San Diego 5
5:46	15	April 2, 2018	Arizona	Arizona 8, Los Angeles 7
5:45	16	Sept. 28, 1986	San Francisco	San Francisco 6, Los Angeles 5
5:42	19	May 24, 1973	Los Angeles	New York 7, Los Angeles 3
5:40	12	July 14, 2019	Boston	Los Angeles 7, Boston 4
5:35	17	April 12, 1980	Houston	Los Angeles 6, Houston 5
5:34	14	Sept. 3, 2014	Los Angeles	Washington 8, Los Angeles 5
5:29	14	Aug. 31, 2015	Los Angeles	Los Angeles 5, San Francisco 4
5:26	14	July 6, 2016	Los Angeles	Baltimore 6, Los Angeles 4
5:20	16	Sept. 13, 1982	Los Angeles	Los Angeles 4, San Diego 3
5:19	20	July 5, 1940	Boston	Brooklyn 6, Boston 2
5:19	16	May 7, 2002	Atlanta	Los Angeles 6, Atlanta 5
5:16	16	Sept. 6, 1987	Los Angeles	Los Angeles 3, New York 2
5:16	15	May 2, 1995	San Francisco	San Francisco 4, Los Angeles 3
5:16	14	April 7, 2018	San Francisco	San Francisco 7, Los Angeles 5
5:15	23	June 23, 1939	Boston	Brooklyn 2, Boston 2
5:14	16	April 13, 1999	Arizona	Arizona 7, Los Angeles 6
5:14	14	July 10, 2013	Arizona	Los Angeles 7, Arizona 5
5:11	12	May 1, 2014 (2)	Minnesota	Los Angeles 4, Minnesota 3
5:10	16	July 22, 2016	St. Louis	St. Louis 4, Los Angeles 3
5:07	13	Aug. 20, 2011	Colorado	Colorado 7, Los Angeles 6
5:06	15	Aug. 25, 2006	Arizona	Arizona 9, Los Angeles 7
5:06	14	Aug. 18, 2007	Los Angeles	Colorado 7, Los Angeles 4

*Longest Night Game In National League History †Longest Extra-Inning 1-0 Game In Major League History

H I S T O R Y A N D R E C O R D S

Best And Worst Starts In Franchise History (Not including 2020)

G	Year	W	L	T	Pct	G	Year	W	L	T	PCT	G	Year	W	L	T	Pct
10	1955	10	0	0	1.000	65	1955	49	16	0	.754	122	2017	87	35	0	.713
11	1940	10	1	0	.909	66	1955	49	17	0	.742	123	2017	88	35	0	.715
11	1955	10	1	0	.909	67	1955	50	17	0	.746	124	2017	89	35	0	.718
12	1940	11	1	0	.917	68	1955	50	18	0	.735	125	2017	89	36	0	.712
12	1955	11	1	0	.917	69	1955	51	18	0	.739	126	2017	90	36	0	.714
13	2021	11	2	0	.846	70	1955	51	19	0	.729	127	2017	91	36	0	.717
14	2021	12	2	0	.857	71	1955	52	19	0	.732	128	2017	91	37	0	.711
15	2021	13	2	0	.867	72	1955	52	20	0	.722	129	2017	91	38	0	.705
16	1955	14	2	0	.875	73	1942	52	21	0	.712	130	2017	91	39	0	.700
17	1955	15	2	0	.882	73	1955	52	21	0	.712	131	2017	91	40	0	.695
18	1955	16	2	0	.889	74	1942	53	21	0	.716	132	1942	91	40	1	.695
19	1955	17	2	0	.895	75	1942	53	22	0	.707	132	1953	91	40	1	.695
20	1955	18	2	0	.900	75	1955	53	22	0	.707	133	2017	92	41	0	.692
21	1955	19	2	0	.905	76	1942	54	22	0	.711		2022	92	41	0	.692
22	1955	20	2	0	.909	76	1955	54	22	0	.711	134	1899	91	40	3	.695
23	1955	21	2	0	.913	77	1942	55	22	0	.714	135	1899	92	40	3	.697
24	1955	22	2	0	.917	77	1955	55	22	0	.714	136	1899	92	41	3	.692
25	1955	22	3	0	.880	78	1942	56	22	0	.718	137	1953	94	42	1	.691
26	1955	22	4	0	.846	79	1952	56	22	1	.718	138	1953	95	42	1	.693
26	1977	22	4	0	.846	80	1952	57	22	1	.722	139	1953	96	42	1	.696
27	1955	23	4	0	.852	81	1952	58	22	1	.725	140	1953	97	42	1	.698
28	1955	24	4	0	.857	82	1952	59	22	1	.728	141	2022	98	43	0	.695
29	1955	25	4	0	.862	83	1952	60	22	1	.732	142	2022	98	44	0	.690
30	1955	25	5	0	.833	84	1952	60	23	1	.723	143	2022	99	44	0	.692
31	1955	25	6	0	.806	85	1952	60	24	1	.714	144	2022	100	44	0	.694
32	1955	25	7	0	.781	86	1952	61	24	1	.718	145	2022	101	44	0	.697
32	1977	25	7	0	.781	87	1952	61	25	1	.709	146	2022	102	44	0	.699
33	1977	26	7	0	.788	88	1952	61	26	1	.701	147	2022	103	44	0	.701
34	1955	26	8	0	.765	89	1942	62	27	0	.697	148	2022	103	45	0	.696
34	1977	26	8	0	.765	89	1955	62	27	0	.697	149	2022	103	46	0	.691
35	1955	27	8	0	.771	90	1942	63	27	0	.700	150	2022	104	46	0	.693
35	1977	27	8	0	.771	91	1942	64	27	0	.703	151	2022	104	47	0	.689
36	1977	28	8	0	.778	92	1942	65	27	0	.707	152	2022	105	47	0	.691
37	1955	28	9	0	.757	93	1942	65	28	0	.699	153	2022	106	47	0	.693
37	1977	28	9	0	.757	94	1942	66	28	0	.702	154	2022	106	48	0	.688
38	1977	29	9	0	.763	95	1942	67	28	0	.705	155	2022	107	48	0	.690
39	1977	30	9	0	.769	96	1942	68	28	0	.708	156	2022	108	48	0	.692
40	1955	30	10	0	.750	97	1942	68	29	0	.701	157	2022	109	48	0	.694
40	1977	30	10	0	.750	98	1942	69	29	0	.704	158	2022	110	48	0	.696
41	1955	31	10	0	.756	99	1942	70	29	0	.707	159	2022	110	49	0	.692
41	1977	31	10	0	.756	100	1942	71	29	0	.710	160	2022	110	50	0	.688
42	1955	32	10	0	.762	101	1942	72	29	0	.713	161	2022	110	51	0	.683
43	1955	32	11	0	.744	102	1942	72	30	0	.706	162	2022	111	51	0	.685
43	1977	32	11	0	.744	103	1942	73	30	0	.709						
44	1955	33	11	0	.750	104	1942	73	30	1	.709						
44	1977	33	11	0	.750	105	1942	74	30	1	.712						
45	1955	34	11	0	.756	106	2017	75	31	0	.708						
46	1955	35	11	0	.761	107	2017	75	32	0	.701						
47	1955	36	11	0	.766	108	2017	76	32	0	.704						
48	1899	36	11	1	.766	109	2017	77	32	0	.706						
49	1955	37	12	0	.755	110	2017	78	32	0	.709						
50	1955	38	12	0	.760	111	2017	79	32	0	.712						
51	1955	39	12	0	.765	112	2017	79	33	0	.705						
52	1955	40	12	0	.769		2022	79	33	0	.705						
53	1955	41	12	0	.774	113	2017	80	33	0	.708						
54	1955	42	12	0	.778	114	2017	81	33	0	.711						
55	1899	41	12	2	.774	115	2017	81	34	0	.704						
56	1899	42	12	2	.778	116	2017	82	34	0	.707						
57	1899	43	12	2	.782	117	2017	83	34	0	.709						
58	1899	43	13	2	.768	118	2017	84	34	0	.712						
59	1899	43	14	2	.754	119	2017	85	34	0	.714						
60	1899	44	14	2	.759	120	2017	86	34	0	.717						
61	1899	44	15	2	.746	121	2017	87	34	0	.719						
62	1955	46	16	0	.742												
63	1955	47	16	0	.746												
64	1955	48	16	0	.750												

LA History

Best Start After...

10 Games	9-1 (1981)
20 Games	17-3 (1977)
30 Games	24-6 (1977)
50 Games	36-14 (1974)
81 Games	55-26 (1974, 2019)
100 Games	69-31 (2017)

Worst Start After...

10 Games	2-8 (1976)
20 Games	7-13 (3 Times)
30 Games	10-20 (1958)
50 Games	21-29 (1958, 67)
81 Games	34-47 (1967, 79)
100 Games	41-59 (1992)

Los Angeles Openers

Date	Opp, Loc	Starter	Result	Att	Date	Opp, Loc	Starter	Result	Att
4/15/58	At SF	Drysdale	LA Lost, 8-0	23,448	4/13/89	HOU At LA	Belcher	LA Lost, 4-2	47,136
4/18/58	SF At LA	Erskine	LA Won, 6-5	78,672	4/9/90	SD At LA	Hershiser	LA Won, 4-2	48,686
4/11/59	At Chi	Drysdale	LA Lost, 6-1	12,288	4/10/91	At ATL	Belcher	LA Won, 6-4	18,527
4/14/59	STL At LA	Podres	LA Lost, 6-2	61,552	4/12/91	SD At LA	Ojeda	LA Lost, 4-2	49,976
4/12/60	Chi At LA	Drysdale	LA Won, 3-2 (11)	67,550	4/6/92	SF At LA	Martinez	LA Lost, 8-1	49,018
4/11/61	PHI At LA	Drysdale	LA Won, 6-2	50,927	4/5/93	At FLA	Hershiser	LA Lost, 6-3	42,334
4/10/62	CIN At LA	Podres	LA Lost, 6-3	52,564	4/13/93	STL At LA	Ke, Gross	LA Lost, 9-7	53,529
4/9/63	At CHC	Drysdale	LA Won, 5-1	18,589	4/5/94	FLA At LA	Hershiser	LA Won, 4-3	53,757
4/16/63	CHC At LA	Podres	LA Lost, 2-1	33,758	4/25/95	At FLA	R. Martinez	LA Won, 8-7	42,125
4/14/64	STL At LA	Koufax	LA Won, 4-0	50,451	4/28/95	ATL At LA	Astacio	LA Won, 9-1	51,181
4/12/65	At NYY	Drysdale	LA Won, 6-1	37,999	4/1/96	At HOU	R. Martinez	LA Won, 4-3	34,375
4/20/65	NYY At LA	Osteen	LA Lost, 3-2	36,161	4/8/96	ATL At LA	Nomo	LA Won, 1-0	53,180
4/12/66	HOU At LA	Osteen	LA Won, 3-2	34,520	4/1/97	PHI At LA	R. Martinez	LA Lost, 3-0	53,079
4/10/67	At CIN	Miller	LA Lost, 6-1	28,422	3/31/98	At STL	R. Martinez	LA Lost, 6-0	47,972
4/18/67	CIN At LA	Osteen	LA Won, 7-2	17,947	4/7/98	Ari At LA	Park	LA Won, 9-1	52,424
4/10/68	PHI At LA	Osteen	LA Lost, 2-0	28,138	4/5/99	Ari At LA	Brown	LA Won, 8-6 (11)	53,109
4/7/69	At CIN	Drysdale	LA Won, 3-2	30,111	4/3/00	At MON	Brown	LA Won, 10-4	51,249
4/15/69	SD At LA	Osteen	LA Won, 14-0	22,200	4/14/00	Cin At LA	Hershiser	LA Won, 8-1	53,223
4/7/70	Cin At LA	Osteen	LA Lost, 4-0	30,457	4/2/01	Mil At LA	Park	LA Won, 1-0	53,154
4/5/71	At HOU	Singer	LA Lost, 5-2	22,421	4/2/02	SF At LA	Brown	LA Lost, 9-2	53,356
4/9/71	SD At LA	Singer	LA Lost, 6-3	31,413	3/31/03	LA At ARI	Nomo	LA Won, 8-0	47,356
4/15/72	At CIN	Sutton	LA Won, 3-1	37,895	4/7/03	ARI At LA	Brown	LA Lost, 6-4 (12)	53,819
4/21/72	SD At LA	Downing	LA Won, 12-2	30,320	4/5/04	SD At LA	Nomo	LA Lost, 8-2	53,850
4/6/73	At SD	Sutton	LA Lost, 4-2	32,019	4/5/05	LA At SF	Lowe	LA Lost, 4-2	42,788
4/11/73	CIN At LA	Sutton	LA Lost, 4-1	24,755	4/12/05	SF At LA	Weaver	LA Won, 9-8	55,891
4/5/74	SD At LA	Sutton	LA Won, 8-0	31,566	4/3/06	ATL At LA	Lowe	LA Lost, 11-10	56,000
4/7/75	At CIN	Sutton	LA Lost, 2-1 (14)	52,526	4/2/07	LA At MIL	Lowe	LA Lost, 7-1	45,341
4/14/75	CIN At LA	Rau	LA Won, 5-2	45,502	4/9/07	Col At LA	Schmidt	LA Lost, 6-3	56,000
4/9/76	At SF	Sutton	LA Lost, 4-2	32,261	3/31/08	SF At LA	Penny	LA Won, 5-0	56,000
4/13/76	SD At LA	Hooton	LA Lost, 8-5	52,703	4/6/09	LA At SD	Kuroda	LA Won, 4-1	45,496
4/7/77	SF At LA	Sutton	LA Won, 5-1	51,022	4/13/09	SF At LA	Billingsley	LA Won, 11-1	57,099
4/7/78	At ATL	Sutton	LA Won, 13-4	42,866	4/5/10	LA At PIT	Padilla	LA Lost, 11-5	39,024
4/14/78	ATL At LA	John	LA Won, 5-1	38,397	4/13/10	Ari At LA	Kershaw	LA Won, 9-5	56,000
4/5/79	SD At LA	Hooton	LA Lost, 4-3	46,536	3/31/11	SF At LA	Kershaw	LA Won, 2-1	56,432
4/10/80	At HOU	Hooton	LA Lost, 3-2	33,270	4/5/12	LA At SD	Lindblom	LA Won, 5-3	42,941
4/17/80	HOU At LA	Sutton	LA Won, 6-4	45,476	4/10/12	PIT At LA	Jansen	LA Won, 2-1	56,000
4/9/81	HOU At LA	Valenzuela	LA Won, 2-0	50,511	4/1/13	SF At LA	Kershaw	LA Won, 4-0	53,136
4/6/82	SF At LA	Reuss	LA Won, 4-3	49,662	3/22/14	LA At ARI (Aus)	Kershaw	LA Won, 3-1	38,266
4/5/83	At HOU	Valenzuela	LA Won, 16-7	27,343	4/4/14	At LA	Ryu	LA Lost, 8-4	53,493
4/8/83	MON At LA	Hooton	LA Lost, 8-3	45,369	4/6/15	SD At LA	Kershaw	LA Won, 6-3	53,518
4/3/84	STL At LA	Valenzuela	LA Lost, 11-7	50,103	4/4/16	LA At SD	Kershaw	LA Won, 15-0	44,317
4/9/85	At HOU	Valenzuela	LA Lost, 2-1	42,876	4/12/16	ARI At LA	Maeda	LA Lost, 4-2	53,279
4/12/85	SF At LA	Honeycutt	LA Lost, 4-1	46,910	4/3/17	SD At LA	Kershaw	LA Won, 14-3	53,701
4/7/86	SD At LA	Valenzuela	LA Won, 2-1	49,444	3/29/18	SF At LA	Kershaw	LA Lost, 1-0	53,595
4/6/87	At HOU	Hershiser	LA Lost, 4-3	44,585	3/28/19	ARI at LA	Ryu	LA Won, 12-5	53,086
4/9/87	SF At LA	Welch	LA Lost, 8-1	46,289	7/23/20	SF at LA	May	LA Won, 8-1	---
4/4/88	SF At LA	Valenzuela	LA Lost, 5-1	43,484	4/1/21	LA at COL	Kershaw	LA Lost, 8-5	20, 570
4/3/89	At CIN	Belcher	LA Lost, 6-4	55,385	4/8/22	LA at COL	Buehler	LA Won, 5-3	48, 627

H I S T O R Y A N D R E C O R D S

1945-2022 Dodger Opening Day Lineups (Continued)

1945 Bordagaray LF Olmo CF Galan 1B Walker RF Hart 3B Owen C Sandlock SS Durocher 2B Davis P	1954 Gilliam 2B Reese SS Snider CF Robinson LF Campanella 1B Hodges C Furillo RF Cox 3B Erskine P	1963 Wills SS Oliver 2B W. Davis CF T. Davis LF Skowron 1B Roseboro C Fairly RF McMullen 3B Drysdale P	1972 Wills SS Buckner 2B W. Davis CF Robinson LF Lefebvre 1B Crawford 2B Sims C Grabarkewitz 3B Sutton P	1981 Lopes 2B Landreaux 1B Baker CF Garvey RF Cey 2B Guerrero LF Scioscia C Russell 3B Valenzuela P	1990 Samuel 2B Randolph CF Brooks LF Murray 1B Daniels 3B Hamilton RF Scioscia C Griffin SS Hershiser P
1946 Reese SS Herman 2B Whitman LF Hermanski RF Graham 1B Furillo CF Riggs 3B Anderson C Gregg P	1955 Gilliam 2B Reese SS Snider CF Hodges 1B Amoros LF Robinson 3B Furillo RF Campanella C Erskine P	1964 Wills SS Gilliam 2B W. Davis CF T. Davis LF Fairly 1B Howard RF Roseboro C Werhas 3B Koufax P	1973 Lacy 2B Mota LF Buckner 1B W. Davis CF Crawford RF Ferguson C McMullen 3B Russell SS Sutton P	1982 Sax 2B Landreaux 1B Baker LF Garvey 1B Cey 3B Guerrero RF Yeager C Russell SS Reuss P	1991 Butler 2B Samuel CF Strawberry LF Murray 1B Daniels LF Harris 3B Scioscia C Griffin SS Belcher P
1947 Stanky 2B Robinson 1B Reiser CF Walker RF Hermanski LF Edwards C Jorgensen 3B Reese SS Hatten P	1956 Gilliam LF Reese SS Snider CF Campanella C Hodges 1B Robinson 3B Furillo RF Neal 2B Newcombe P	1965 Wills SS Parker LF W. Davis CF T. Davis LF Roseboro C Lefebvre 2B Fairly RF Kennedy 3B Drysdale P	1974 Lopes 2B Buckner 1B Wynn CF Ferguson C Crawford RF Cey 3B Joshua LF Russell SS Sutton P	1983 Sax 2B Landreaux 1B Baker CF Guerrero C Brock 1B Marshall RF Russell SS Yeager C Valenzuela P	1992 Butler 2B Harris CF Daniels LF Strawberry RF Davis LF Samuel 2B Scioscia C Offerman SS R. Martinez P
1948 Robinson 2B Vaughan 1B Snider LF Furillo CF Reese SS Whitman RF Cox 3B Hodges C Barney P	1957 Gilliam 2B Cimoli LF Snider CF Furillo RF Hodges 1B Jackson 3B Campanella C Zimmer SS Newcombe P	1966 Wills SS Parker LF W. Davis CF Fairly RF Lefebvre 3B Johnson CF Roseboro C Oliver 2B Osteen P	1975 Lopes 2B Buckner LF Wynn CF Ferguson RF Garvey 1B Cey 3B Yeager C Russell SS Sutton P	1984 Sax 2B Russell LF Landreaux CF Guerrero RF Marshall 1B Maldonado CF Rivera C Scioscia SS Valenzuela P	1993 Offerman SS Butler CF Strawberry RF Davis LF Wallach 3B Karros 1B Piazza C Reed 2B Hershiser P
1949 Abrams LF Reese SS Snider CF Robinson 2B Furillo RF Cox 3B Hodges 1B Campanella C Hatten P	1958 Cimoli CF Reese SS Snider LF Hodges 1B Neal RF Gray 3B Furillo RF Walker C Drysdale P	1967 Parker CF Hunt 2B Johnson RF Fairly 1B Lefebvre 3B Roseboro C Bailey LF Michael SS Miller P	1976 Buckner LF Sizemore 2B Baker RF Oliver CF Cey 1B Garvey 3B Ferguson RF Yeager C Russell SS Sutton P	1985 Duncan 2B Landreaux CF Oliver LF Guerrero 1B Marshall 3B Scioscia RF Bream C Anderson SS Valenzuela P	1994 Deshields 2B Butler CF Piazza C Karros 1B Wallach 3B Rodriguez LF Mondesi RF Offerman SS Hershiser P
1950 Reese SS Shuba LF Snider CF Robinson 2B Furillo RF Cox 3B Hodges 1B Campanella C Newcombe P	1959 Fairly RF Moon LF Roseboro C Snider CF Neal RF Hodges 1B Zimmer SS Baxes 3B Drysdale P	1968 W. Davis CF Versailles SS Parker 1B Ferrara LF Bailey 3B Fairly RF Popovich 2B Haller C Osteen P	1977 Lopes 2B Russell SS Smith RF Cey LF Garvey 1B Monday CF Baker LF Yeager C Sutton P	1986 Duncan 2B Landreaux CF Madlock 3B Brock 1B Marshall RF Stubbs LF Scioscia C Sax 2B Valenzuela P	1995 Deshields 2B Offerman SS Mondesi CF Piazza C Karros 1B Rodriguez RF Rodriguez LF Ashley LF Hansen 3B R. Martinez P
1951 Thompson LF Furillo RF Snider CF Robinson 2B Hodges 1B Campanella C Reese SS Bridges 3B Erskine P	1960 Gilliam 3B Neal 2B Moon LF Snider RF Hodges 1B Roseboro C Demeter CF Wills SS Drysdale P	1969 Crawford CF Gabrielson RF Suddaks 3B Fairly 1B Kosco LF Haller C Lefebvre 2B Sizemore SS Drysdale P	1978 Lopes 2B Russell SS Smith RF Cey 1B Garvey 3B Baker LF Monday CF Yeager C Sutton P	1987 Sax 2B Duncan SS Madlock RF Marshall 3B Stubbs LF Landreaux LF Scioscia CF Ramsey C Hershiser P	1996 Deshields 2B Butler CF Piazza C Karros RF Mondesi RF Blowers 1B Holladsworth LF Gagne SS R. Martinez P
1952 Reese SS Cox 3B Robinson 2B Campanella C Pafko LF Snider CF Hodges 1B Furillo RF Roe P	1961 Wills SS W. Davis CF T. Davis 3B Snider RF Moon LF Larker 1B Neal RF Roseboro C Drysdale P	1970 Wills SS Buckner LF W. Davis CF Parker RF Allen 1B Sims C Garvey 3B Haller C Sizemore 2B Osteen P	1979 Lopes 2B Russell SS Smith RF Garvey 1B Cey 3B Baker LF Monday CF Yeager C Hooton P	1988 Sax 2B Griffin SS Gibson LF Guerrero RF Marshall 1B Shelby CF Zelle RF Scioscia C Valenzuela P	1997 Butler 2B Guerrero CF Mondesi RF Piazza C Karros 1B Zelle RF Holladsworth LF Gagne SS R. Martinez P
1953 Gilliam 2B Reese SS Snider CF Robinson 3B Campanella C Thompson LF Hodges 1B Furillo RF Erskine P	1962 Wills SS Gilliam 2B Moon LF Snider RF Roseboro C Fairly 1B Spencer 3B W. Davis CF Podres P	1971 Wills SS Buckner CF W. Davis RF Parker LF Allen 1B Sims C Garvey 3B Russell 2B Singer P	1980 Lopes 2B Law CF Smith RF Garvey 1B Baker LF Cey 3B Thomas SS Yeager C Hooton P	1989 Randolph 2B Griffin SS Gibson LF Murray 1B Marshall RF Shelby CF Hamilton 3B Scioscia C Belcher P	1998 Young 2B Vizcaino SS Piazza C Zelle 3B Mondesi RF Konerko CF Holladsworth LF Hubbard 1B R. Martinez P

1945-2022 Dodger Opening Day Lineups

1999		2007		2015	
Young	2B	Pierre	CF	Rollins	SS
Grudzielanek	SS	Martin	C	Puig	RF
Sheffield	LF	Garcia	1B	González	1B
Mondesi	RF	Kent	2B	Kendrick	2B
White	CF	Gonzalez	LF	Crawford	LF
Karros	1B	Betemit	3B	Uribe	3B
Hundley	C	Ethier	RF	Pederson	CF
Beltre	3B	Martinez	SS	Ellis	C
Brown	P	Lowe	P	Kershaw	P
2000		2008		2016	
White	CF	Furcal	SS	Utley	2B
Grudzielanek	2B	Ethier	LF	Seager	3B
Sheffield	LF	Kemp	RF	Turner	SS
Green	RF	Kent	2B	González	1B
Karros	1B	Jones	CF	Puig	RF
Hundley	C	Martin	C	Crawford	LF
Beltre	3B	Loney	1B	Pederson	CF
Elster	SS	Dewitt	3B	Ellis	C
Brown	P	Penny	P	Kershaw	P
2001		2009		2017	
Goodwin	CF	Furcal	SS	Toles	LF
Grudzielanek	2B	Hudson	2B	Seager	3B
Sheffield	LF	Ramirez	LF	Turner	SS
Green	RF	Ethier	RF	González	1B
Karros	1B	Martin	C	Forsythe	2B
Donnels	3B	Loney	1B	Pederson	CF
Kreuter	C	Kemp	CF	Grandal	C
Cora	SS	Blake	3B	Puig	RF
Park	P	Kuroda	P	Kershaw	P
2002		2010		2018	
Roberts	CF	Furcal	SS	Taylor	CF
Izturis	SS	Martin	C	Seager	SS
Lo Duca	C	Ethier	RF	Puig	RF
Green	RF	Ramirez	LF	Hernandez	2B
Jordan	LF	Kemp	CF	Bellinger	1B
Beltre	3B	Loney	1B	Kemp	LF
Karros	1B	Blake	3B	Grandal	C
Grudzielanek	2B	Dewitt	2B	Forsythe	3B
Brown	P	Padilla	P	Kershaw	P
2003		2011		2019	
Roberts	CF	Furcal	SS	Pederson	RF
Lo Duca	C	Gwynn	LF	Seager	SS
Green	RF	Ethier	RF	Turner	3B
Jordan	LF	Kemp	CF	Muncy	1B
McGriff	1B	Loney	1B	Pollock	CF
Beltre	3B	Uribe	3B	Bellinger	RF
Cabrera	2B	Barajas	C	Hernandez	2B
Izturis	SS	Carroll	2B	Barnes	C
Nomo	P	Kershaw	P	Ryu	P
2004		2012		2020	
Roberts	LF	Gordon	SS	Muncy	1B
Izturis	SS	M. Ellis	2B	Betts	RF
Bradley	CF	Kemp	CF	Betts	RF
Green	1B	Ethier	RF	Seager	SS
Lo Duca	C	Rivera	LF	J. Turner	3B
Encarnacion	RF	Loney	1B	Bellinger	CF
Beltre	3B	Uribe	3B	Muncy	1B
Cora	2B	A. Ellis	C	Taylor	LF
Nomo	P	Kershaw	P	Lux	2B
2005		2013		2021	
Izturis	SS	Crawford	LF	Barnes	C
Choi	1B	M. Ellis	2B	Kershaw	P
Drew	RF	Kemp	CF	2022	
Kent	2B	González	1B	Betts	RF
Bradley	CF	Ethier	RF	Freeman	1B
Valentin	3B	Cruz	3B	T. Turner	SS
Ledee	LF	A. Ellis	C	J. Turner	DH
Phillips	C	Sellers	SS	Muncy	3B
Low	P	Kershaw	P	Smith	C
2006		2014		2023	
Furcal	SS	Puig	RF	Taylor	LF
Cruz	LF	Turner	2B	Bellinger	CF
Drew	RF	Ramirez	SS	Lux	2B
Kent	2B	González	1B	Kershaw	P
Saenz	1B	Van Slyke	LF		
Mueller	1B	Uribe	3B		
Alomar Jr.	3B	Ethier	CF		
Repko	CF	Ellis	C		
Low	P	Kershaw	P		

Most O.D. Starts In L.A. Dodger History

C	Scioscia (10)
1B	Karros (9)
2B	Lopes (7)
3B	Cey (9)
SS	Russell (11)
CF	W. Davis (11)
RF	Ethier (6)
LF	Baker (7)
P	Kershaw (10)

L.A. Opening Day Facts And Figures

L.A. Dodgers Win/Loss Record:
36-29

Record In Extra-Inning Games:
2-1

Most Victories

Drysdale	5
Kershaw	5
Sutton	4
Valenzuela	2
R.Martinez	2
Brown	2

Highest Home Attendance

57,099 2009

H I S T O R Y A N D R E C O R D S

MLB Postseason Appearances And Championships

Most Postseason Appearances		Most World Series Appearances	
Team	Appearances	Team	Appearances
BAL/NY Yankees	58	BAL/NY Yankees	40
BRK/LA Dodgers	36	BRK/LA Dodgers	21
BOS/MIL/ATL Braves	35	NY/SF Giants	20
STL Cardinals	32	STL Cardinals	19
PHI/KC/OAK Athletics	29	BOS/MIL/ATL Braves	17
NY/SF Giants	27	PHI/KC/OAK Athletics	14

Most World Series Titles	
Team	Titles
Baltimore/New York Yankees	27
St Louis Cardinals	11
Phi/Kc/Oakland Athletics	9
New York/San Francisco Giants	8
Boston Red Sox	8

Wild Card Series Results

Year	Game	Date	W/L Score	Winner	Loser	Att.
2020	1	9-30 vs. MIL	W, 4-2	Urias	Suter	---
	2	10-1 vs. MIL	W, 3-0	Kershaw	Woodruff	---
2021	1	10-6 vs. STL	W, 3-1	Jansen	McFarland	53,193

Division Series Results

Year	Game	Date	W/L Score	Winner	Loser	Att.	Year	Game	Date	W/L Score	Winner	Loser	Att.
1981	1	10-6 At HOU	L, 1-3	Ryan	Stewart	44,836	2016	1	10-7 At WAS	W, 4-3	Kershaw	Scherzer	43,915
	2	10-7 At HOU	L, 0-1 (11)	Sambito	Stewart	42,398		2	10-9 At WAS	L, 2-5	Treinen	Hill	43,826
	3	10-9 At LA	W, 6-1	Hooton	Knepper	46,820		3	10-10 At LA	L, 3-8	Solis	Maeda	53,901
	4	10-10 At LA	W, 2-1	Hooton	Ruhle	55,983		4	10-11 At LA	W, 6-5	Blanton	Treinen	49,617
	5	10-11 At LA	W, 4-0	Reuss	Ryan	55,979		5	10-13 At WAS	W, 4-3	Urias	Rzepczynski	43,936
1995	1	10-3 At LA	L, 2-7	Schourek	R. Martinez	44,199	2017	1	10-6 Vs. ARI	W, 9-5	Kershaw	Walker	54,707
	2	10-4 At LA	L, 4-6	Burba	Osuna	46,051		2	10-7 Vs. ARI	W, 8-5	Maeda	Ray	54,726
	3	10-6 At Cin.	L, 1-10	Wells	Nomo	53,276		3	10-9 At ARI	W, 3-1	Darvish	Greinke	48,641
1996	1	10-2 At LA	L, 1-2	Smoltz	Osuna	47,428	2018	1	10-4 Vs. ATL	W, 6-0	Ryu	Foltynewicz	50,947
	2	10-3 At LA	L, 2-3	Maddux	Valdes	51,916		2	10-5 Vs. ATL	W, 3-0	Kershaw	Sanchez	54,452
	3	10-5 At ATL	L, 2-5	Glavine	Nomo	52,529		3	10-7 At ATL	L, 5-6	Toussaint	Wood	42,385
2004	1	10-5 At STL	L, 3-8	Williams	Perez	52,127	4	10-8 At ATL	W, 6-2	Madson	Venters	39,586	
	2	10-7 At STL	L, 3-8	Haren	Weaver	52,228	2019	1	10-3 vs. WAS	W, 6-0	Buehler	Corbin	53,095
	3	10-9 At LA	W, 4-0	Lima	Morris	55,942	2	10-4 vs. WAS	L, 2-4	Strasburg	Kershaw	53,086	
	4	10-10 At LA	L, 2-6	Suppan	Perez	56,268	3	10-6 at WAS	W, 10-4	Ryu	Corbin	43,423	
2006	1	10-4 At NYM	L, 5-6	Mota	PenNYM	56,979	4	10-7 at WAS	L, 1-6	Scherzer	Urias	36,847	
	2	10-5 At NYM	L, 1-4	Glavine	Kuo	57,029	5	10-9 vs. WAS	L, 3-7 (10)	Hudson	Kelly	54,159	
	3	10-7 At LA	L, 5-9	Feliciano	Broxton	56,293	2020	1	10-6 vs. SD*	W, 5-1	May	Richards	---
2008	1	10-1 At CHC	W, 7-2	Lowe	Dempster	42,099	2	10-7 vs. SD*	W, 6-5	Kershaw	Davies	---	
	2	10-2 At CHC	W, 10-3	Billingsley	Zambrano	42,136	3	10-8 at SD*	W, 12-3	Urias	Morejon	---	
	3	10-4 At LA	W, 3-1	Kuroda	Harden	56,000	2021	1	10-8 at SFG	L, 0-4	Webb	Buehler	41,934
2009	1	10-7 At LA	W, 5-3	Weaver	Carpenter	56,000	2	10-9 at SFG	W, 9-2	Urias	Gausman	42,275	
	2	10-8 At LA	W, 3-2	Sherrill	Franklin	51,819	3	10-11 at LA	L, 0-1	Rogers	Scherzer	53,299	
	3	10-10 At STL	W, 5-1	Pacilla	Pineiro	47,296	4	10-12 at LA	W, 7-2	Kelly	DeSclafani	52,935	
2013	1	10-3 At ATL	W, 6-1	Kershaw	Medlen	43,021	5	10-14 at SFG	W, 2-1	Jansen	Doval	42,275	
	2	10-4 At ATL	L, 3-4	Minor	Greinke	48,966	2022	1	10-11 vs. LA	W, 5-3	Urias	Clevinger	52,407
	3	10-6 At LA	W, 13-6	Capuano	Teheran	54,646	2	10-12 vs. LA	L, 3-5	Darvish	Graterol	53,102	
	4	10-7 At LA	W, 4-3	Wilson	Carpenter	54,438	3	10-14 at SD	L, 1-2	Snell	Gonsolin	45,137	
2014	1	10-3 At LA	L, 9-10	Gonzales	Kershaw	52,265	4	10-15 at SD	L, 3-5	Hill	Almonte	45,139	
	2	10-4 At LA	W, 3-2	League	Neshek	54,599	*Neutral Site @ Globe Life Field						
	3	10-6 At STL	L, 1-3	Lackey	Elbert	47,574							
	4	10-7 At STL	L, 2-3	Gonzales	Kershaw	46,906							
2015	1	10-9 At LA	L, 1-3	Degrom	Kershaw	54,428							
	2	10-10 At LA	W, 5-2	Greinke	Syndergaard	54,455							
	3	10-12 At NYM	L, 7-13	Harvey	Anderson	44,276							
	4	10-13 At NYM	W, 3-1	Kershaw	Matz	44,183							
	5	10-15 At LA	L, 2-3	Degrom	Greinke	54,602							

Championship Series Results

Year	Game	Date	W/L Score	Winner	Loser	Att.	Year	Game	Date	W/L Score	Winner	Loser	Att.
1974	1	10-5 At PIT	W, 3-0	Sutton	Reuss	40,638	2013	1	10-11 At STL	L, 2-3	Lynn	Withrow	46,691
	2	10-6 At PIT	W, 5-2	Messersmith	Giusti	49,247		2	10-12 At STL	L, 0-1	Wacha	Kershaw	46,872
	3	10-8 At LA	L, 0-7	Kison	Rau	55,953		3	10-14 Vs. STL	W, 3-0	Ryu	Wainwright	53,940
	4	10-9 At LA	W, 12-1	Sutton	Reuss	54,424		4	10-15 Vs. STL	L, 2-4	Lynn	Nolasco	53,992
1977	1	10-4 At LA	L, 5-7	Garber	Sosa	55,968		5	10-16 Vs. STL	W, 6-4	Greinke	Kelly	53,183
	2	10-5 At LA	W, 7-1	Sutton	Lonborg	55,973		6	10-18 At STL	L, 0-9	Wacha	Kershaw	46,899
	3	10-7 At PHI	W, 6-5	Rautzhan	Garber	63,719	2016	1	10-15 At CHC	L, 4-8	Chapman	Blanton	42,376
	4	10-8 At PHI	W, 4-1	John	Carlton	64,924		2	10-16 At CHC	W, 1-0	Kershaw	Hendricks	42,384
1978	1	10-4 At PHI	W, 9-5	Welch	Christenson	63,460		3	10-18 Vs. CHC	W, 6-0	Hill	Arrieta	54,269
	2	10-5 At PHI	W, 4-0	John	Ruthven	60,642		4	10-19 Vs. CHC	L, 2-10	Montgomery	Urias	54,449
	3	10-6 At LA	L, 4-9	Carlton	Sutton	55,043		5	10-20 Vs. CHC	L, 4-8	Lester	Blanton	54,449
	4	10-7 At LA	W, 4-3 (10)	Forster	Mcgraw	55,124		6	10-22 At CHC	L, 0-5	Hendricks	Kershaw	42,386
1981	1	10-13 At LA	W, 5-1	Hooton	Gullickson	51,273	2017	1	10-14 Vs. CHC	W, 5-2	Maeda	Rondon	54,289
	2	10-14 At LA	L, 0-3	Burris	Valenzuela	53,463		2	10-15 Vs. CHC	W, 4-1	Jansen	Duensing	54,479
	3	10-16 At MON	L, 1-4	Rogers	Reuss	54,372		3	10-17 At CHC	W, 6-1	Darvish	Hendricks	41,871
	4	10-17 At MON	W, 7-1	Hooton	Gullickson	54,499		4	10-18 At CHC	L, 2-3	Arrieta	Wood	42,195
	5	10-19 At MON	W, 2-1	Valenzuela	Rogers	36,491		5	10-19 At CHC	W, 11-1	Kershaw	Quintana	42,735
1983	1	10-4 At LA	L, 0-1	Carlton	Reuss	55,254	2018	1	10-12 At MIL	L, 5-6	Woodruff	Kershaw	43,615
	2	10-5 At LA	W, 4-1	Valenzuela	Denny	55,967		2	10-13 At MIL	W, 4-3	Baez	Jeffress	43,905
	3	10-7 At PHI	L, 2-7	Hudson	Welch	53,490		3	10-15 Vs. MIL	L, 0-4	Chacin	Buehler	52,793
	4	10-8 At PHI	L, 2-7	Carlton	Reuss	64,494		4	10-16 Vs. MIL	W, 2-1	Urias	Guerra	53,764
1985	1	10-9 At LA	W, 4-1	Valenzuela	Tudor	55,270		5	10-17 Vs. MIL	W, 5-2	Kershaw	Woodruff	54,502
	2	10-10 At LA	W, 8-2	Hershiser	Andujar	55,222		6	10-19 At MIL	L, 2-7	Knebel	Ryu	43,619
	3	10-12 At STL	L, 2-4	Cox	Welch	53,708		7	10-20 At MIL	W, 5-1	Madson	Chacin	44,097
	4	10-13 At STL	L, 2-12	Tudor	Reuss	53,708	2020	1	10-12 vs. ATL*	L, 1-5	Smith	Treinen	10,700
	5	10-14 At STL	L, 2-3	Lahti	Niedenfuier	53,708		2	10-13 vs. ATL*	L, 7-8	Matzek	Gonsolin	10,624
	6	10-16 At LA	L, 5-7	Worrell	Niedenfuier	55,208		3	10-14 at ATL*	W, 15-3	Urias	Wright	10,664
1988	1	10-4 At LA	L, 2-3	Myers	J. Howell	55,582		4	10-15 at ATL*	L, 2-10	Wilson	Kershaw	11,044
	2	10-5 At LA	W, 6-3	Belcher	Cone	55,780		5	10-16 at ATL*	W, 7-3	Treinen	Smith	11,119
	3	10-8 At NYM	L, 4-8	Myers	Peña	44,672		6	10-17 vs. ATL*	W, 3-1	Buehler	Fried	10,772
	4	10-9 At NYM	W, 5-4 (12)	Peña	McDowell	54,014		7	10-18 vs. ATL*	W, 4-3	Urias	Martin	10,920
	5	10-10 At NYM	W, 7-4	Belcher	Fernandez	52,069	2021	1	10-16 at ATL	L, 2-3	Smith	Treinen	41,815
	6	10-11 At LA	L, 1-5	Cone	Leary	55,885		2	10-17 at ATL	L, 4-5	Smith	Graterol	41,873
	7	10-12 At LA	W, 6-0	Hershiser	Darling	55,693		3	10-19 at LA	W, 6-5	Gonsolin	Jackson	51,307
2008	1	10-9 At PHI	L, 2-3	Hamels	Lowe	45,839		4	10-20 at LA	L, 2-9	Smly	Urias	53,025
	2	10-10 At PHI	L, 5-8	Myers	Billingsley	45,883		5	10-21 at LA	W, 11-2	Phillips	Fried	51,363
	3	10-12 At LA	W, 7-2	Kuroda	Moyer	56,800		6	10-23 at ATL	L, 2-4	Matzek	Buehler	43,060
	4	10-13 At LA	L, 5-7	Madson	Wade	56,800							
	5	10-15 At LA	L, 1-5	Hamels	Billingsley	56,800							
2009	1	10-15 At LA	L, 6-8	Hamels	Kershaw	56,000							
	2	10-16 At LA	W, 3-2	Kuo	Park	56,000							
	3	10-18 At PHI	L, 0-11	Lee	Kuroda	45,721							
	4	10-19 At PHI	L, 4-5	Lidge	Broxton	46,157							
	5	10-21 At PHI	L, 4-10	Durbin	Padilla	46,214							

*Neutral Site @ Globe Life Field

Award-Winning Dodgers

Most Valuable Player: (13)

Jake Daubert	1913
Dazzy Vance	1924
Dolph Camilli	1941
Jackie Robinson	1949
Roy Campanella	1951
Roy Campanella	1953
Roy Campanella	1955
Don Newcombe	1956
Maury Wills	1962
Sandy Koufax	1963
Steve Garvey	1974
Kirk Gibson	1988
Clayton Kershaw	2014
Cody Bellinger	2019

World Series MVP: (7)

Johnny Podres	1955
Larry Sherry	1959
Sandy Koufax	1963
Sandy Koufax	1965
Ron Cey, Pedro Guerrero,	
Steve Yeager	1981
Orel Hershiser	1988
Corey Seager	2020

Cy Young Award: (12)

Don Newcombe	1956
Don Drysdale	1962
Sandy Koufax	1963
Sandy Koufax	1965
Sandy Koufax	1966
Mike Marshall	1974
Fernando Valenzuela	1981
Orel Hershiser	1988
Eric Gagné	2003
Clayton Kershaw	2011
Clayton Kershaw	2013
Clayton Kershaw	2014

Rookie Of The Year: (18)

Jackie Robinson	1947
Don Newcombe	1949
Joe Black	1952
Jim Gilliam	1953
Frank Howard	1960
Jim Lefebvre	1965
Ted Sizemore	1969
Rick Sutcliffe	1979
Steve Howe	1980
Fernando Valenzuela	1981

Steve Sax	1982
Eric Karros	1992
Mike Piazza	1993
Raul Mondesi	1994
Hideo Nomo	1995
Todd Hollandsworth	1996
Corey Seager	2016
Cody Bellinger	2017

LCS MVP: (7)

Dusty Baker	1977
Steve Garvey	1978
Burt Hooton	1981
Orel Hershiser	1988
Chris Taylor , Justin Turner	2017
Cody Bellinger	2018
Corey Seager	2020

All-Star Game MVP: (5)

Maury Wills (Game 1)	1962
Steve Garvey	1974
Don Sutton	1977
Steve Garvey	1978
Mike Piazza	1996

Comeback Player: (9)

Phil Regan	1966
Al Downing	1971
Jimmy Wynn	1974
Tommy John	1976
Jerry Reuss	1980
Pedro Guerrero	1987
Tim Leary	1988
Orel Hershiser	1991
Tim Wallach	1994
Nomar Garciaparra	2006

Roberto Clemente Award

Steve Garvey	1981
Clayton Kershaw	2012
Justin Turner	2022

Dodger Rawlings Gold Glove Award Winners

1957 Gil Hodges, 1B	1970 Wes Parker, 1B	1978 Davey Lopes, 2B	2009 Orlando Hudson, 2B
1958 Gil Hodges, 1B	1971 Wes Parker, 1B	1981 Dusty Baker, OF	Matt Kemp, OF
1959 Gil Hodges, 1B	Willie Davis, OF	1986 Fernando Valenzuela, P	Andre Ethier, OF
Charlie Neal, 2B	1972 Willie Davis, OF	1988 Orel Hershiser, P	Matt Kemp, OF
1960 Wally Moon, OF	Wes Parker, 1B	1995 Raul Mondesi, OF	Clayton Kershaw, P
1961 John Roseboro, C	1973 Willie Davis, OF	1997 Raul Mondesi, OF	2014 Adrián González, 1B
Maury Wills, SS	1974 Steve Garvey, 1B	1998 Charles Johnson, C	Zack Greinke, P
1962 Maury Wills, SS	Andy MeSSersmith, P	2004 Cesar Izturis, SS	2015 Zack Greinke, P
1966 John Roseboro, C	1975 Steve Garvey, 1B	Steve Finley, OF	2019 Cody Bellinger, OF
1967 Wes Parker, 1B	Andy MeSSersmith, P	2006 Greg Maddux, P	2020 Mookie Betts, OF
1968 Wes Parker, 1B	1976 Steve Garvey, 1B	2007 RuSSell Martin, C	2022 Mookie Betts, OF
1969 Wes Parker, 1B	1977 Steve Garvey, 1B	2008 Greg Maddux, P	

Dodger Silver Slugger Award Winners

Dusty Baker, Outfield	1980 Orel Hershiser, Pitcher	1993 Matt Kemp, Outfield	2009
Dusty Baker, Outfield	1981 Mike Piazza, Catcher	1994 Matt Kemp, Outfield	2011
Fernando Valenzuela, Pitcher	1981 Mike Piazza, Catcher	1995 Zack Greinke, Pitcher	2013
Pedro Guerrero, Outfield	1982 Eric Karros, First Base	1995 Adrián González, First Base	2014
Fernando Valenzuela, Pitcher	1983 Mike Piazza, Catcher	1996 Corey Seager, Shortstop	2016
Steve Sax, Second Base	1986 Mike Piazza, Catcher	1997 Corey Seager, Shortstop	2017
Kirk Gibson, Outfield	1988 Adrian Beltre, Third Base	2004 Cody Bellinger, Outfield	2019
Tim Leary, Pitcher	1988 Jeff Kent, Second Base	2005 Mookie Betts, Outfield	2020
Eddie Murray, First Base	1990 Russell Martin, Catcher	2007 Mookie Betts, Outfield	2022
Mike Piazza, Catcher	1993 Andre Ethier, Outfield	2009 Trea Turner, Shortstop	2022

Dodgers With Longest Service To The Club

Player	Years Of Service	Player	Years Of Service
Zack Wheat	1909-1926 (18)	Clayton Kershaw	2008-2022 (15)
Bill Russell	1969-1986 (18)	Carl Furillo	1946-1960 (15)
Don Sutton	1966-1980, 1988 (16)	Steve Yeager	1972-1985 (14)
Duke Snider	1947-1962 (16)	Jim Gilliam	1953-1966 (14)
Pee Wee Reese	1940-1942, 1946-1958 (16)	Steve Garvey	1969-1982 (14)
Gil Hodges	1943, 1947-1961 (16)	Don Drysdale	1956-1969 (14)
		Willie Davis	1960-1973 (14)

Hitting For The Cycle

Babe Herman Holds The Dodger Record And Is Tied For The Major League Record After Hitting For The Cycle Three Times During His Career, Accomplishing The Feat Twice In 1931 For The Dodgers And In 1933 For The Chicago Cubs. He Shares The Big League Record With Bob Meusel (1921, 22, 28) And John Reilly (1883 (2), 90). Following Are Dodgers Who Have Hit For The Cycle, Including 2017 Rookie Of The Year Cody Bellinger Last Year:

Player	Date	Player	Date	Player	Date
Tom P. Burns	Aug. 1, 1890 (G2)	Dixie Walker	Sept. 2, 1944	Wes Parker	May 7, 1970
James Johnston	May 25, 1922 (G1)	Jackie Robinson	Aug. 29, 1948 (G1)	Orlando Hudson	April 13, 2009
Babe Herman	May 18, 1931	Gil Hodges	June 25, 1949	Cody Bellinger	July 15, 2017
Babe Herman	July 24, 1931				

H I S T O R Y A N D R E C O R D S

Dodger Single-Season National League Batting Leaders

Batting: (11)

Jake Daubert	1913	.350
Jake Daubert	1914	.329
Zack Wheat	1918	.335
Lefty O'doul	1932	.368
Pete Reiser	1941	.343
Dixie Walker	1944	.357
Jackie Robinson	1949	.342
Carl Furillo	1953	.344
Tommy Davis	1962	.346
Tommy Davis	1963	.326
Trea Turner	2021	.313

Runs: (11)

Pete Reiser	1941	117
Arky Vaughan	1943	112
Eddie Stanky	1945	128
Pee Wee Reese	1949	132
Duke Snider	1953	132
Duke Snider	1954	120**
Duke Snider	1955	126
Brett Butler	1991	112
Matt Kemp	2011	115
Mookie Betts	2022	117
Freddie Freeman	2022	117

Hits: (8)

Wee Willie Keeler	1900	208
Ivy Olson	1919	164
Duke Snider	1950	199
Tommy Davis	1962	230
Steve Garvey	1978	202
Steve Garvey	1980	200
Trea Turner	2021	195
Freddie Freeman	2022	199

Singles: (17)

Wee Willie Keeler	1900	179
Jake Daubert	1911	146**
Jake Daubert	1913	152
Ivy Olson	1919	140
Zack Wheat	1924	149
Milt Stock	1925	164
Lefty O'doul	1932	158**
Maury Wills	1961	150**
Maury Wills	1962	179
Maury Wills	1965	165
Steve Sax	1986	157**
Steve Sax	1988	147
Brett Butler	1991	162
Brett Butler	1992	143
Brett Butler	1993	149
Juan Pierre	2007	164

Doubles: (5)

Red Smith	1913	40
John Frederick	1929	52
Pete Reiser	1941	39**
Wes Parker	1970	47
Freddie Freeman	2022	47

Triples: (17)

Jimmy Sheckard	1901	21
Harry Lumley	1904	18
Whitey Alperman	1907	16**
Jake Daubert	1918	15
Hy Myers	1919	14**
Hy Myers	1920	22
Pete Reiser	1941	17
Luis Olmo	1945	13
Jim Gilliam	1953	17
Wally Moon	1959	11**
Charlie Neal	1959	11**
Willie Davis	1962	10**
Maury Wills	1962	10**
Willie Davis	1970	16
Brett Butler	1994	9**
Dee Gordon	2014	12
Gavin Lux	2022	7

Home Runs: (9)

Jimmy Sheckard	1903	9
Harry Lumley	1904	9
Tim Jordan	1906	12
Tim Jordan	1908	12
Jack Fournier	1924	27
Dolph Camilli	1941	34
Duke Snider	1956	43
Adrian Beltre	2004	48
Matt Kemp	2011	39

RBI: (8)

Hy Myers	1919	73
Dolph Camilli	1941	120
Dixie Walker	1945	124
Roy Campanella	1953	142
Duke Snider	1955	136
Tommy Davis	1962	153
Matt Kemp	2011	126
Adrián González	2014	116

Total Bases: (8)

Zack Wheat	1916	262
Hy Myers	1919	223
Pete Reiser	1941	299
Duke Snider	1949	343
Duke Snider	1953	370
Duke Snider	1954	378
Matt Kemp	2011	353
Cody Bellinger	2019	351
Trea Turner	2021	319

Stolen Bases: (17)

Jimmy Sheckard	1903	67**
Pete Reiser	1942	20
Arky Vaughan	1943	20
Pete Reiser	1946	34
Jackie Robinson	1947	29
Jackie Robinson	1949	37
Pee Wee Reese	1952	30
Maury Wills	1960	50
Maury Wills	1961	35
Maury Wills	1962	104
Maury Wills	1963	40
Maury Wills	1964	53
Maury Wills	1965	94
Davey Lopes	1975	77
Davey Lopes	1976	63
Dee Gordon	2014	64
Trea Turner	2021	32

Walks: (11)

Jack Fournier	1925	86
Dolph Camilli	1938	119
Dolph Camilli	1939	110
Augie Galan	1943	103
Augie Galan	1944	101
Eddie Stanky	1945	148
Eddie Stanky	1946	137
Pee Wee Reese	1947	104**
Duke Snider	1956	99
Jim Gilliam	1959	96
Brett Butler	1991	108

Slugging Percentage: (8)

Jimmy Sheckard	1901	.536
Harry Lumley	1906	.477
Zack Wheat	1916	.461
Hy Myers	1919	.436
Pete Reiser	1941	.558
Duke Snider	1953	.627
Duke Snider	1956	.598
Pedro Guerrero	1985	.577

Top Dodger Batting Duos And Trios

Home Runs:

Duos:

- 2001 (85) - Shawn Green (49), Gary Sheffield (36)
- 2019 (83) - Cody Bellinger (47), Joc Pederson (36)
- 2004 (76) - Adrian Beltre (48), Shawn Green (28)
- 2000 (74) - Gary Sheffield (43), Eric Karros (31)

Trios:

- 2019 (118) - Cody Bellinger (47), Joc Pederson (36), **Max Muncy (35)**
- 2001 (110) - Shawn Green(49), Gary Sheffield (36), Paul Lo Duca (25)
- 1997 (102) - Mike Piazza (40), Todd Zeile (31), Eric Karros (31)

Runs Batted In

Duos:

- 1962 (272) - Tommy Davis (153), Frank Howard (119)
- 1997 (228) - Mike Piazza (124), Eric Karros (104)
- 2001 (225) - Shawn Green (125), Gary Sheffield (100)
- 1977 (225) - Steve Garvey (115), Ron Cey (110)

Trios:

- 1962 (357) - Tommy Davis (153), Frank Howard (119), Willie Davis (85)
- 1997 (318) - Mike Piazza (124), Eric Karros (104), Todd Zeile (90)
- 1974 (316) - Steve Garvey (111), Jimmy Wynn (108), Ron Cey (97)

Dodger Single-Season National League Pitching Leaders

Wins: (19)			Saves: (14)			Earned Run Average: (18)			
Burleigh Grimes	1921	22	Johnny Morrison	1929	8**	Dazzy Vance	1924	2.16	
Dazzy Vance	1924	28	Jack Quinn	1931	15	Dazzy Vance	1928	2.09	
Dazzy Vance	1925	22	Jack Quinn	1932	8	Dazzy Vance	1930	2.61	
Kirby Higbe	1941	22**	Dutch Leonard	1935	8	Johnny Podres	1957	2.66	
Whit Wyatt	1941	22**	Hugh Casey	1942	13	Sandy Koufax	1962	2.54	
Don Newcombe	1956	27	Les Webber	1943	10	Sandy Koufax	1963	1.88	
Don Drysdale	1962	25	Hugh Casey	1947	18	Sandy Koufax	1964	1.74	
Sandy Koufax	1963	25	Jim Hughes	1954	24	Sandy Koufax	1965	2.04	
Sandy Koufax	1965	26	Clem Labine	1956	19	Sandy Koufax	1966	1.73	
Sandy Koufax	1966	27	Clem Labine	1957	17	Don Sutton	1980	2.21	
Andy Messersmith	1974	20	Phil Regan	1966	21	Alejandro Peña	1984	2.48	
Fernando Valenzuela	1986	21**	Mike Marshall	1974	21	Kevin Brown	2000	2.58	
Orel Hershiser	1988	23	Todd Worrell	1996	44**	Clayton Kershaw	2011	2.28	
Brad Penny	2006	16**	Eric Gagné	2003	55	Clayton Kershaw	2012	2.53	
Derek Lowe	2006	16**	Kenley Jansen	2017	41**	Clayton Kershaw	2013	1.83	
Clayton Kershaw	2011	21**	Shutouts: (32)			Clayton Kershaw	2014	1.77	
Clayton Kershaw	2014	21	Nap Rucker	1912	6	Zack Greinke	2015	1.66	
Clayton Kershaw	2017	18	Clarence Mitchell	1921	3**	Clayton Kershaw	2017	2.31	
Julio Urias	2021	20	Dazzy Vance	1922	5**	Julio Urias	2022	2.16	
Winning Percentage: (24)*			Dazzy Vance	1925	4	Strikeouts: (22)			
Joe McGinnity	1900	.763	29-9	Dazzy Vance	1928	4**	Burleigh Grimes	1921	136
Burleigh Grimes	1920	.676	23-11	Douglas Mcweeny	1928	4**	Dazzy Vance	1922	134
Freddie Fitzsimmons	1940	.889	16-2	Dazzy Vance	1930	4**	Dazzy Vance	1923	197
Larry French	1942	.789	15-4	Van Lingle Mungo	1935	4**	Dazzy Vance	1924	262
Preacher Roe	1949	.714	15-6	Whit Wyatt	1940	5**	Dazzy Vance	1925	221
Preacher Roe	1951	.880	22-3	Whit Wyatt	1941	7	Dazzy Vance	1926	140
Carl Erskine	1953	.769	20-6	Don Newcombe	1949	5**	Dazzy Vance	1927	184
Don Newcombe	1955	.800	20-5	Johnny Podres	1957	6**	Dazzy Vance	1928	200
Don Newcombe	1956	.794	27-7	Roger Craig	1959	4**	Van Lingle Mungo	1936	238
Johnny Podres	1961	.783	18-5	Don Drysdale	1959	4**	Don Newcombe	1951	164**
Ron Perranoski	1963	.842	16-3	Sandy Koufax	1963	11	Don Drysdale	1959	242
Sandy Koufax	1964	.792	19-5	Sandy Koufax	1964	7	Don Drysdale	1960	246
Sandy Koufax	1965	.765	26-8	Sandy Koufax	1966	5**	Sandy Koufax	1961	269
Phil Regan	1966	.933	14-1	Al Downing	1971	5**	Don Drysdale	1962	232
Tommy John	1973	.696	16-7	Don Sutton	1972	9	Sandy Koufax	1963	306
Tommy John	1974	.813	13-3	Andy Messersmith	1975	7	Sandy Koufax	1965	382
Rick Rhoden	1976	.800	12-3	Jerry Reuss	1980	6	Sandy Koufax	1966	317
Orel Hershiser	1985	.864	19-3	Fernando Valenzuela	1981	8	Fernando Valenzuela	1981	180
Brad Penny	2007	.800	16-4	Orel Hershiser	1984	4**	Hideo Nomo	1995	236
Zack Greinke	2013	.789	15-4	Alejandro Peña	1984	4**	Clayton Kershaw	2011	248
Clayton Kershaw	2014	.875	21-3	Bob Welch	1987	4**	Clayton Kershaw	2013	232
Zack Greinke	2015	.864	19-3	Orel Hershiser	1988	8	Clayton Kershaw	2015	301
Alex Wood	2017	.842	16-3	Tim Lincecum	1989	8	*Among Pitchers With 15-Plus Decisions		
Julio Urias	2021	.870	20-3	Mike Morgan	1990	4**	**Tied For League Lead		
Tony Gonsolin	2022	.941	16-1	Ramon Martinez	1994	3**	All NL Champions Since 1900		
				Hideo Nomo	1995	3**			
				Clayton Kershaw	2013	2**			
				Clayton Kershaw	2015	3**			
				Clayton Kershaw	2016	3			

Top Dodger Pitching Duos And Trios

Strikeouts

Duos:

1965 (592) - Sandy Koufax (382), Don Drysdale (210)
 1963 (557) - Sandy Koufax (306), Don Drysdale (251)
 1966 (526) - Sandy Koufax (317), Don Sutton (209)

Trios:

1965 (754) - Sandy Koufax (382), Don Drysdale (210),
 Claude Osteen (162)
 1966 (703) - Sandy Koufax (317), Don Sutton (209),
 Don Drysdale (177)
 1963 (691) - Sandy Koufax (306), Don Drysdale (251),
 Johnny Podres (134)

Brooklyn/Los Angeles All-Stars

1933: Max Carey, Cch.; Tony Cucchinello, 2B
1934: Casey Stengel, Cch.; Al Lopez, C; Van Lingle Mungo, P
1936: Van Lingle Mungo, P
1937: Van Lingle Mungo, P
1938: Leo Durocher, SS; Cookie Lavagetto, 3B; Babe Phelps, C (Phelps Was Selected But Was Replaced By Harry Danning OF New York)
1939: Dolph Camilli, 1B; Cookie Lavagetto, 3B; Babe Phelps, C (Phelps Was Selected But Was Replaced By Harry Danning OF New York)
1940: Pete Coscarart, 2B; Leo Durocher, SS; Cookie Lavagetto, 3B; Joe Medwick, OF; Babe Phelps, C; Whit Wyatt, P
1941: Dolph Camilli, 1B (Camilli Was Selected But Was Replaced By Frank McCormick OF Cincinnati); Billy Herman, 2B; Cookie Lavagetto, 3B; Joe Medwick, OF (Medwick Replaced Hank Leiber OF Chicago); Mickey Owen, C; Pete Reiser, OF; Whit Wyatt, P
1942: Leo Durocher, Mgr.; Billy Herman, 2B; Joe Medwick, OF; Mickey Owen, C; Pee Wee Reese, SS; Pete Reiser, OF; Arky Vaughan, 3B; Whit Wyatt, P
1943: Augie Galan, OF; Billy Herman, 2B; Mickey Owen, C; Dixie Walker, OF
1944: Augie Galan, OF; Mickey Owen, C; Dixie Walker, OF
1945: Goody Rosen OF
1946: Kirby Higbe, P; Pee Wee Reese, SS (Reese Was Selected But Was Replaced By Frank McCormick OF Philadelphia); Pete Reiser, OF; Dixie Walker, OF
1947: Ralph Branca, P; Bruce Edwards, C; Pee Wee Reese, SS (Reese Replaced Eddie Miller OF Cincinnati); Eddie Stanky, 2B; Dixie Walker, OF
1948: Leo Durocher, Mgr.; Ralph Branca, P; Pee Wee Reese, SS
1949: Burt Shotton, Cch.; Ralph Branca, P; Roy Campanella, C; Gil Hodges, 1B; Don Newcombe, P; Pee Wee Reese, SS; Jackie Robinson, 2B; Preacher Roe, P
1950: Burt Shotton, Mgr.; Roy Campanella, C; Gil Hodges, 1B; Don Newcombe, P; Pee Wee Reese, SS; Jackie Robinson, 2B; Preacher Roe, P; Duke Snider, OF
1951: Roy Campanella, C; Gil Hodges, 1B; Don Newcombe, P; Pee Wee Reese, SS; Jackie Robinson, 2B; Preacher Roe, P; Duke Snider, OF
1952: Roy Campanella, C; Carl Furillo, OF; Gil Hodges, 1B; Pee Wee Reese, SS; Jackie Robinson, 2B; Preacher Roe, P (Roe Was Selected But Was Replaced By Jim Hearn OF New York); Duke Snider, OF
1953: Charles Dressen, Mgr.; Roy Campanella, C; Carl Furillo, OF; Gil Hodges, 1B; Pee Wee Reese, SS; Jackie Robinson, 3B; Duke Snider, OF
1954: Walter Alston, Mgr.; Roy Campanella, C; Carl Erskine, P; Gil Hodges, 1B; Pee Wee Reese, SS; Jackie Robinson, OF; Duke Snider, OF
1955: Roy Campanella, C (Campanella Was Selected But Was Replaced By Stan Lopata OF Philadelphia); Gil Hodges, 1B; Don Newcombe, P; Duke Snider, OF
1956: Walter Alston, Mgr.; Roy Campanella, C; Jim Gilliam, 2B; Clem Labine, P; Duke Snider, OF
1957: Walter Alston, Mgr.; Gino Cimoli, OF; Gil Hodges, 1B; Clem Labine, P
1958: Johnny Podres, P; John Roseboro, C
1959: (Game 1) Don Drysdale, P; Wally Moon, OF (Game 2) Don Drysdale, P; Jim Gilliam, 3B; Wally Moon, OF; Charlie Neal, 2B

1960: (Game 1 And 2) Walter Alston, Mgr.; Norm Larker, 1B; Charlie Neal, 2B; Johnny Podres, P; Stan Williams, P
1961: (Game 1) Sandy Koufax, P; John Roseboro, C; Maury Wills, SS (Game 2) Don Drysdale, P; Sandy Koufax, P; John Roseboro, C; Maury Wills, SS
1962: (Game 1) Tommy Davis, OF; Don Drysdale, P; Sandy Koufax, P; John Roseboro, C; Maury Wills, SS (Game 2) Tommy Davis, OF; Johnny Podres, P; John Roseboro, C; Maury Wills, SS
1963: Tommy Davis, OF; Don Drysdale, P; Sandy Koufax, P; Maury Wills, SS
1964: Walter Alston, Mgr.; Don Drysdale, P; Sandy Koufax, P
1965: Don Drysdale, P; Sandy Koufax, P; Maury Wills, SS
1966: Walter Alston, Mgr.; Sandy Koufax, P; Jim Lefebvre, 2B; Phil Regan, P; **Maury Wills, SS**
1967: Walter Alston, Mgr.; Don Drysdale, P; Claude Osteen, P
1968: Don Drysdale, P; Tom Haller, C
1969: Bill Singer, P
1970: Bill Grabarkewitz, SS; Claude Osteen, P
1971: Walter Alston, Cch.; Willie Davis, OF
1972: Don Sutton, P
1973: Jim Brewer, P; Willie Davis, OF; Manny Mota, OF; Claude Osteen, P; Bill Russell, SS (Russell Replaced Dave Concepcion OF Cincinnati); **Don Sutton, P**
1974: **Ron Cey, 3B; Steve Garvey, 1B;** Mike Marshall, P; Andy Messersmith, P; **Jimmy Wynn, OF**
1975: Walter Alston, Mgr.; **Ron Cey, 3B; Steve Garvey, 1B;** Mike Marshall, P; Andy Messersmith, P; Don Sutton, P; **Jimmy Wynn, OF**
1976: Ron Cey, 3B; Steve Garvey, 1B; Rick Rhoden, P; Bill Russell, SS
1977: Tommy Lasorda, Cch.; Ron Cey, 3B; Steve Garvey, 1B; Don Sutton, P; Reggie Smith, OF
1978: Tommy Lasorda, Mgr.; Ron Cey, 3B; **Steve Garvey, 1B;** Tommy John, P; Davey Lopes, 2B; **Rick Monday, OF;** Reggie Smith, OF
1979: Tommy Lasorda, Mgr.; Ron Cey, 3B; **Steve Garvey, 1B; Davey Lopes, 2B**
1980: **Steve Garvey, 1B; Davey Lopes, 2B;** Jerry Reuss, P; **Bill Russell, SS; Reggie Smith, OF;** Bob Welch, P
1981: Dusty Baker, OF; Steve Garvey, 1B; Pedro Guerrero, OF; Burt Hooton, P; **Davey Lopes, 2B;** Fernando Valenzuela, P
1982: Tommy Lasorda, Mgr.; Dusty Baker, OF; Steve Howe, P; Steve Sax, 2B; Fernando Valenzuela, P
1983: Tommy Lasorda, Cch.; Pedro Guerrero, 3B; **Steve Sax, 2B;** Fernando Valenzuela, P
1984: Tommy Lasorda, Cch.; Mike Marshall, OF; Fernando Valenzuela, P
1985: Pedro Guerrero, OF Fernando Valenzuela, P
1986: Tommy Lasorda, Cch.; Steve Sax, 2B; Fernando Valenzuela, P
1987: Pedro Guerrero, 3B; Orel Hershiser, P
1988: Orel Hershiser, P
1989: Tommy Lasorda, Mgr.; Orel Hershiser, P; Jay Howell, P; Willie Randolph, 2B; Mike Scioscia, C
1990: Ramon Martinez, P; Mike Scioscia, C
1991: Brett Butler, OF; Ramon Martinez, P; Mike Morgan, P; Eddie Murray, 1B; Juan Samuel, 2B; **Darryl Strawberry, OF**
1992: Mike Sharperson, 3B
1993: Mike Piazza, C; Tommy Lasorda, Cch.

1994: Mike Piazza, C
1995: Raul Mondesi, OF; Hideo Nomo, P; Jose Offerman, SS; **Mike Piazza, C;** Todd Worrell, P
1996: Mike Piazza, C; Todd Worrell, P
1997: Mike Piazza, C
1998: Gary Sheffield, OF; Jeff Shaw, P
1999: Gary Sheffield, OF
2000: Kevin Brown, P; Gary Sheffield, OF
2001: Chan Ho Park, P; Jeff Shaw, P
2002: Eric Gagné, P; Shawn Green, OF; Odalis Perez, P; Jim Tracy, Cch.
2003: Kevin Brown, P; Eric Gagné, P; Paul Lo Duca, C
2004: Eric Gagné, P, Paul Lo Duca, C
2005: Jeff Kent, 2B, Cesar Izturis, SS
2006: Brad Penny, P; Nomar Garciaparra, 1B (Final Vote)
2007: Russell Martin, C; Brad Penny, P; Takashi Saito, P
2008: Russell Martin, C
2009: Chad Billingsley, P; Jonathan Broxton, P; Orlando Hudson, 2B; Joe Torre, Cch.
2010: Andre Ethier, OF; Jonathan Broxton, P; Rafael Furcal, SS; Hong-Chih Kuo, P
2011: Matt Kemp, OF; Andre Ethier, OF; Clayton Kershaw, P
2012: Matt Kemp, OF; Clayton Kershaw, P
2013: Clayton Kershaw, P
2014: Clayton Kershaw, P; Zack Greinke, P; Dee Gordon, 2B; **Yasiel Puig, OF**
2015: Clayton Kershaw, P; Zack Greinke, P; Adrian Gonzalez, 1B; Yasmani Grandal, C; Joc Pederson, OF
2016: Clayton Kershaw, P; Kenley Jansen, P; Corey Seager, SS;
2017: Clayton Kershaw, P; Kenley Jansen, P; Alex Wood, P; Cody Bellinger, 1B; Corey Seager, SS; Justin Turner, 3B (Final Vote)
2018: Kenley Jansen, P; **Matt Kemp, OF;** Ross Stripling, P;
2019: Hyun-Jin Ryu, P; Clayton Kershaw, P; Walker Buehler, P; Max Muncy, IF; **Cody Bellinger, OF**
2021: Walker Buehler, P; Mookie Betts, OF; Chris Taylor, IF/OF; Justin Turner, 3B; Max Muncy, 1B
2022: Mookie Betts, OF; Trea Turner, SS; Freddie Freeman, 1B; Tyler Anderson, P; Clayton Kershaw, P; Tpm Gonsolin, P

Bold Indicates Winner OF Fan Balloting.

All-Star Game MVP (5)

Maury Wills (Game 1)	1962
Steve Garvey	1974
Don Sutton	1977
Steve Garvey	1978
Mike Piazza	1996

Dodger All-Star Home Runs (11)

Batter	Year	Inn.	MOB
Mickey Owen	1942	8	0
Gil Hodges	1951	6	1
Jackie Robinson	1952	1	0
Jim Gilliam	1959	7	0
John Roseboro	1962	9	0
Willie Davis	1973	6	1
Steve Garvey	1975	2	0
Jimmy Wynn	1975	2	0
Steve Garvey	1977	3	0
Mike Piazza	1995	7	0
Mike Piazza	1996	2	0

The Sporting News Awards

NL Most Valuable Player

Dolph Camilli 1941

NL Player Of The Year

Roy Campanella 1953
 Duke Snider 1955
 Maury Wills 1962

NL Pitcher Of The Year

Preacher Roe 1951
 Don Newcombe 1956
 Don Drysdale 1962
 Sandy Koufax 1963
 Sandy Koufax 1964
 Sandy Koufax 1965
 Sandy Koufax 1966
 Mike Marshall 1974
 Fernando Valenzuela 1981
 Orel Hershiser 1988
 Eric Gagné 2003
Clayton Kershaw 2011
Clayton Kershaw 2013
Clayton Kershaw 2014
 Zack Greinke 2015

NL Reliever Of The Year

Phil Regan 1966
 Phil Regan 1968
 Mike Marshall 1974
 Eric Gagné 2003
 Eric Gagné 2004
 Kenley Jansen 2016
 Kenley Jansen 2017

NL Rookie Of The Year

Jackie Robinson 1947
 Don Newcombe 1949
 Joe Black 1952
 Jim Gilliam 1953
 Frank Howard 1960
 Eric Karros 1992
 Mike Piazza 1993
 Raul Mondesi 1994
 Corey Seager 2016
 Cody Bellinger 2017

NL Rookie Pitcher Of The Year

Don Sutton 1966
 Rick Sutcliffe 1979
 Fernando Valenzuela 1981
 Tim Lincecum 1988
 Hideo Nomo 1995

Major League Player Of The Year

Duke Snider 1955
 Maury Wills And Don Drysdale 1962
 Sandy Koufax 1963
 Sandy Koufax 1965
 Fernando Valenzuela 1981
 Orel Hershiser 1988
Clayton Kershaw 2014

Major League Manager Of The Year

Leo Durocher 1939
 Walter Alston 1955
 Walter Alston 1959
 Walter Alston 1963

NL Manager Of The Year

Dave Roberts 2016

Major League Executive Of The Year

Larry Macphail 1939
 Branch Rickey 1947
 Walter O Malley 1955
 Buzzie Bavasi 1959
 Fred Claire 1988

Major League All-Star Teams

Dazzy Vance, Pitcher 1925
 Lefty O Doul, Outfield 1932
 Dolph Camilli, 1st Base 1941
 Pete Reiser, Outfield 1941
 Whit Wyatt, Pitcher 1941
 Mickey Owen, Catcher 1942
 Billy Herman, 2nd Base 1943
 Dixie Walker, Outfield 1944
 Goody Rosen, Outfield 1945
 Ralph Branca, Pitcher 1947
 Jackie Robinson, 2nd Base 1949
 Roy Campanella, Catcher 1949
 Jackie Robinson, 2nd Base 1950
 Jackie Robinson, 2nd Base 1951
 Roy Campanella, Catcher 1951
 Preacher Roe, Pitcher 1951
 Jackie Robinson, 2nd Base 1952
 Pee Wee Reese, Shortstop 1953
 Duke Snider, Outfield 1953
 Carl Furillo, Outfield 1953
 Roy Campanella, Catcher 1953
 Duke Snider, Outfield 1954
 Duke Snider, Outfield 1955
 Roy Campanella, Catcher 1955
 Don Newcombe, Pitcher 1955
 Don Newcombe, Pitcher 1956

National League All-Star*

Maury Wills, Shortstop 1961
 Maury Wills, Shortstop 1962
 Tommy Davis, Outfield 1962
 Don Drysdale, Pitcher 1962
 Jim Gilliam, 2nd Base 1963
 Tommy Davis, Outfield 1963
 Sandy Koufax, Pitcher 1963
 Sandy Koufax, Pitcher 1964
 Maury Wills, Shortstop 1965
 Sandy Koufax, Pitcher 1965
 Sandy Koufax, Pitcher 1966
 Willie Davis, Outfield 1971
 Bill Russell, Shortstop 1973
 Steve Garvey, 1st Base 1974
 Jimmy Wynn, Outfield 1974
 Andy Messersmith, Pitcher 1974

Steve Garvey, 1st Base 1975
 Don Sutton, Pitcher 1976
 Steve Garvey, 1st Base 1977
 Steve Garvey, 1st Base 1978
 Davey Lopes, 2nd Base 1978
 Davey Lopes, 2nd Base 1979
 Dusty Baker, Outfield 1980
 Pedro Guerrero, Outfield 1981
 Fernando Valenzuela, Pitcher 1981
 Pedro Guerrero, Outfield 1982
 Steve Sax, 2nd Base 1986
 Fernando Valenzuela, Pitcher 1986
 Orel Hershiser, Pitcher 1988
 Eddie Murray, 1st Base 1990
 Mike Scioscia, Catcher 1990
 Mike Piazza, Catcher 1993
 Mike Piazza, Catcher 1994
 Mike Piazza, Catcher 1995
 Eric Karros, First Base 1995
 Mike Piazza, Catcher 1996
 Mike Piazza, Catcher 1997
 Eric Gagné, Pitcher 2003
 Russell Martin, Catcher 2007
 Matt Kemp, Outfield 2009
 Matt Kemp, Outfield 2011
Clayton Kershaw, Pitcher 2011
Clayton Kershaw, Pitcher 2013
Clayton Kershaw, Pitcher 2014
 Dee Gordon, 2nd Base 2014
 Zack Greinke, Pitcher 2015
 Kenley Jansen, Pitcher 2016
 Corey Seager, Shortstop 2016
 Kenley Jansen, Pitcher 2017
 Corey Seager, Shortstop 2017
Will Smith, Catcher 2021
 Max Scherzer, Pitcher 2021
Mookie Betts, Outfielder 2022
 Trea Turner, Shortstop 2022

*A NL And AL Team Were Selected Beginning In 1961.

Brooklyn And Los Angeles All-Time Roster

A

Aase, Don 1990
 Abbey, Bert 1895-96
 Abrams, Cal 1949-52
 Abreu, Bobby 2012
 Abreu, Tony 2007-09
 Adams, Terry 2000-01
 Aderholt, Morrie 1944-45
 Aguirre, Hank 1968
 Ainsmith, Eddie 1923
 Aitchison, Raleigh 1911-14
 Alberto, Hanser 2022
 Albosta, Ed 1941
 Alcaraz, Luis 1967-68
 Alexander, Doyle 1971
 Alexander, Scott 2018-2021
 Allen, Dick 1971
 Allen, Frank 1912-14
 Allen, Horace 1919
 Allen, Johnny 1941-43
 Allen, Luke 2002
 Almada, Mel 1939
Almonte, Yency 2022
 Alomar Jr., Sandy 2006
 Alperman, Whitey J. 1906-09
 Alvarez, Eddy 2022
 Alvarez, Orlando 1973-75
 Alvarez, Victor 2002-03
 Alvarez, Wilson 2003-05
 Amelung, Ed 1984, 86
 Amoros, Sandy 1952, 54-57, 59-60
 Anderson, Brett 2015-16
 Anderson, Dave 1983-89, 92
 Anderson, Ferrell 1946
 Anderson, John 1894-99
 Anderson, Garret 2010
 Anderson, Marlon 2006-07
 Anderson, Tyler 2022
 Andrews, Stan 1944-45
 Ankenman, Pat 1943-44
 Anthony, Eric 1997
 Antonello, Bill 1953
 Appleton, Ed 1915-16
 Archer, Jimmy 1918
 Ardoin, Danny 2008
 Arnold, Jamie 1999-00
 Arruebarrena, Erisbel 2014
 Ashby, Andy 2001-03
 Ashley, Billy 1992-97
 Aspromonte, Bob 1956, 60-61
 Astacio, Pedro 1992-97
 Auerbach, Rick 1974-76
 Ausmus, Brad 2009-10
 Aven, Bruce 2000-01
 Avilán, Luis 2015-17
 Axford, John 2018
 Aybar, Willy 2005-06

B

Babb, Charlie 1904-05
 Babich, Johnny 1934-35
 Baez, Danys 2006
 Báez, Pedro 2014-20
 Bailey, Bob 1967-68
 Bailey, Gene 1923-24
 Bailey, Sweetbreads 1921
 Bailor, Bob 1984-85
 Baird, Doug 1919-20
 Baker, Dusty 1976-83
 Baker, Scott 2015
 Baker, Tom 1935-37
 Bako, Paul 2005
 Baldwin, James 2001
 Baldwin, Lady 1890
 Ballou, Win 1929
 Bancroft, Dave 1928-29
 Bankhead, Dan 1947, 50-51
 Banks, Willie 1995
 Banta, Jack 1947-50
 Barajas, Rod 2010-11
 Barber, Turner 1923
 Barbieri, Jim 1966
 Barger, Cy 1910-12

Barkley, Red 1943
Barnes, Austin 2015-
 Barnes, Brian 1994
 Barnes, Jesse 1926-27
 Barnes, Larry 2003
 Barney, Darwin 2014-15
 Barney, Rex 1943, 46-50
 Barr, Bob 1935
 Barrett, Bob 1925, 27
 Barrios, Manuel 1998
 Bartley, Boyd 1943
 Bashang, Al 1918
 Basinski, Eddie 1944-45
 Batch, Emil 1904-07
 Bauer, Trevor 2021-2022
 Baxes, Jim 1959
 Baxter, Mike 2014
 Beachy, Brandon 2015
 Bean, Billy 1989
 Beaty, Matt 2019-21
 Beck, Boom-Boom 1933-34
 Beck, Erve 1899
 Beckett, Josh 2012-14
 Beckwith, Joe 1979-83, 86
 Behrman, Hank 1946-48
 Beimel, Joe 2006-08
 Beirne, Kevin 2002
 Belanger, Mark 1982
 Belardi, Wayne 1950-51, 53-54
 Belcher, Tim 1987-91
 Belisario, Ronald 2009-13
 Bell, George 1907-11
 Belliard, Ronnie 2009-10
 Bellinger, Cody 2017-22
 Beltre, Adrian 1998-2004
 Bengel, Ray 1933-35
 Bennett, Gary 2008
 Benzinger, Todd 1992
 Berg, Moe 1923
 Bergen, Bill 1904-11
 Bernadina, Roger 2014
 Berres, Ray 1934, 36
 Berroa, Angel 2008
 Berroa, Geronimo 2000
 Betemit, Wilson 2006-07
Betts, Moookie 2020-
 Bessent, Don 1955-58
Bickford, Phil 2021-
 Bilko, Steve 1958
 Billingham, Jack 1968
 Billingsley, Chad 2006-14
 Birkofer, Ralph 1937
 Birrer, Babe 1958
 Bissonnette, Del 1928-31, 33
 Black, Joe 1952-55
 Blake, Casey 2008-11
 Blanco, Henry 1997-98
 Blanton, Joe 2012, 2016
 Blethen, Clarence 1929
 Blowers, Mike 1996
 Blue, Lu 1933
 Bocachica, Hiram 2000-02
 Bochtler, Doug 1999
 Boehler, George 1926
 Bogar, Tim 2001
 Bohanon, Brian 1998
 Bohne, Sammy 1926
 Bolling, John 1944
 Botsinger, Mike 2015-16
 Bonilla, Bobby 1998
 Bonner, Frank 1896
 Boone, Ike 1930-32
 Borbon, Pedro 1999
 Bordagaray, Frenchy 1935-36, 42-45
 Borkowski, Bob 1955
 Bournigal, Rafael 1992-95
 Boyer, Ken 1968-69
 Boyle, Buzz 1933-35
 Brock, Glib 1937-38
 Bradley, Mark 1981-82
 Bradley, Milton 2004-05
 Bradshaw, Joe 1929
 Bragan, Bobby 1943-44, 47-48

Branca, Ralph 1944-53, 56
 Brandt, Ed 1936
 Branson, Jeff 2000-01
 Brzoban, Yhency 2004-08
 Bream, Sid 1983-85
 Breeding, Marv 1963
 Brennan, Tom 1985
 Brennan, William 1988
 Bressler, Rube 1928-31
 Brett, Ken 1979
 Brewer, Jim 1964-75
 Brewer, Tony 1984
 Bridges, Rocky 1951-52
 Brock, Greg 1982-86
 Broderick, Matt 1903
 Brohawn, Troy 2003
 Brooks, Hubie 1990
 Brooks, Jerry 1993
 Brouthers, Dan 1892-93
 Brown, Eddie 1924-25
 Brown, Elmer 1913-15
 Brown, John 1897
 Brown, Kevin 1999-2003
 Brown, Lindsay 1937
 Brown, Lloyd 1925
 Brown, Mace 1941
 Brown, Tommy 1944-45, 47-51
 Browne, George 1911
 Browning, Pete 1894
 Broxton, Jonathan 2005-11
 Brubaker, Bruce 1967
Bruhli, Justin 2021-
 Brumfield, Jacob 1999
 Brunson, Will 1998
 Bruske, Jim 1995-96, 98
 Bryant, Ralph 1985-87
 Bucher, Jim 1934-37
 Buckner, Bill 1969-76
Buehler, Walker 2017-
 Buker, Cy 1945
 Bunning, Jim 1969
 Burch, Al 1907-11
 Burdock, Jack 1891
 Burk, Sandy 1910-12
 Burke, Glenn 1976-78
 Burnitz, Jeromy 2003
 Burns, Andy 2021
 Burns, Oyster 1890-95
 Burrell, Buster 1895-97
 Burritt, Larry 1995-97
 Busch, Mike 1992
 Bushong, Doc 1890
 Buss, Nick 2013
 Butcher, Max 1936-38
 Butera, Drew 2013-14
 Butler, Brett 1991-97
 Butler, John 1906-07
 Butler, Johnny 1926-27

C

Cabell, Enos 1985-86
 Cadore, Leon 1915-23
 Cabrera, Jolbert 2002-03
 Caldwell, Bruce 1932
 Callahan, Leo 1913
 Callaspo, Alberto 2015
 Calmus, Dick 1963
 Camilli, Dolph 1938-43
 Camilli, Doug 1960-64
 Campanella, Roy 1948-57
 Campanis, Alex 1943
 Campanis, Jim 1966-68
 Campbell, Gilly 1938
 Canavan, Jimmy 1897
 Candelaria, John 1991-92
 Candiotti, Tom 1992-97
 Cannizzaro, Chris 1972-73
 Cantrell, Guy 1925-27
 Cantwell, Ben 1937
 Capuano, Chris 2012-13
 Carey, Andy 1962
 Carey, Max 1926-29
 Carleton, Tex 1940
 Carlyle, Buddy 2005

Carrara, Giovanni 2001-02, 04-06
 Carroll, Jamey 2010-11
 Carroll, Ownie 1933-34
 Carsey, Kid 1901
 Carter, Gary 1991
 Carter, Lance 2006
 Caruthers, Bob 1890-91
 Casey, Doc 1899-1900, 06-07
 Casey, Hugh 1939-42, 46-48
 Cassidy, Pete 1899
 Castellanos, Alex 2012-13
 Castillo, Bobby 1977-81, 85
 Castillo, Fabio 2017
 Castro, Juan 1995-99, 2009-11
 Catterone, Tom 1908-09
 Cedeno, Cesar 1986
 Cedeno, Roger 1995-98
 Cey, Ron 1971-82
 Chandler, Ed 1947
 Chapman, Ben 1944-45
 Chapman, Glenn 1934
 Chargois, J.T. 2018-2019
 Chavez, Jesse 2016
 Checo, Robinson 1999
 Chen, Chin-Feng 2002-05
 Cheney, Larry 1915-19
 Chervinko, Paul 1937-38
 Chipman, Bob 1941-44
 Choate, Randy 2012
 Choi, Hee-Seop 2004
 Christensen, McKay 2001
 Christopher, Mike 1991
 Churn, Chuck 1959
 Cimoli, Gino 1956-58
 Cingrani, Tony 2017-19
 Clisar, George 1937
 Clabough, Moose 1926
 Clancy, Bud 1932
 Clark, Bob 1890
 Clark, Brady 2007
 Clark, Dave 1996
 Clark, Watty 1927-37
 Cleavinger, Garrett 2021-22
 Clement, Wally 1909
 Clontz, Brad 1998
 Coffey, Todd 2012
 Cohen, Alta 1931-32
 Colavito, Rocky 1968
 Coleman, Louis 2016
 Collins, Bill 1913
 Collins, Hub 1890-92
 Collins, Jackie 1957-58
 Colyer, Steve 2003
 Connors, Chuck 1949
 Cook, Dennis 1990-91
 Cookson, Brent 1999
 Coombs, Jack 1915-18
 Coomer, Ron 2003
 Cooney, Johnny 1935-37, 43-44
 Cora, Alex 1998-2004
 Corbett, Claude 1945
 Corcino, Daniel 2018
 Corcoran, Tommy 1892-96
 Corey, Bryan 2002
 Corgan, Chuck 1925, 27
 Corkhill, Pop 1890
 Cormier, Lance 2011
 Corriden, John 1946
 Correia, Kevin 2014
 Coscarati, Pete 1938-41
 Colombe, Daniel 2014-15
 Coulson, Bob 1910-11
 Counsell, Craig 1999
 Covington, Wes 1966
 Cox, Billy 1948-54
 Cox, Dick 1925-26
 Crable, George 1910
 Craig, Roger 1955-61
 Crane, Cannonball 1893
 Crane, Sam 1922
 Crawford, Carl 2013-16
 Crawford, Willie 1964-75
 Crews, Tim 1987-92

H I S T O R Y A N D R E C O R D S

Crocker, Claude 1944-45
 Cromer, Tripp 1997-99
 Cronin, John 1895, 1904
 Crosby, Bubba 2003
 Cross, Lave 1900
 Crouch, Bill 1939
 Crow, Don 1982
 Cruz, Henry 1975-76
 Cruz, Jose Jr. 2005-06
 Cruz, Luis 2012-13
 Cucinello, Tony 1932-35
 Culbertson, Charlie 2016-17
 Cullenbine, Roy 1940
 Cullop, Nick 1929
 Culver, George 1973
 Cummings, John 1995-96
 Curtis, Chad 1996
 Curtis, Cliff 1912-13
 Cutshaw, George 1912-17
 Cuyler, Kiki 1938

D

d'Arnaud, Travis 2019
 Daal, Omar 1993-95, 2002
 Dahlen, Bill 1899-1903, 10-11
 Dahlgren, Babe 1942
 Daly, Con 1891-95
 Daley, Jud. 1911-12
 Dalton, Jack 1910, 14
 Daly, Tom 1890-96, 98-1901
 Daniel, Jake 1937
 Daniels, Kal 1989-92
 Dantonio, Fats 1944-45
 Dapper, Cliff 1942
 Darnell, Bob 1954, 56
 Darvish, Yu 2017
 Darwin, Bob 1969, 71
 Daub, Dan 1893-97
 Daubert, Jake 1910-18
 Davallio, Vic 1977-80
 Davidson, Bill 1910-11
 Davis, Butch 1991
 Davis, Curt 1940-46
 Davis, Eric 1992-93
 Davis, Lefty 1901
 Davis, Mike 1988-89
 Davis, Otis 1946
 Davis, Ron 1987
 Davis, Tommy 1959-66
 Davis, Willie 1960-73
 Day, Pea Ridge 1931
 Dayton, Grant 2016-17
 Deal, Lindsay 1939
 Dean, Tommy 1967
 DeBerry, Hank 1922-30
 Decatur, Art 1922-25
 Dede, Artie 1916
 Dedeaux, Raoul 1935
 De Leon, Jose 2016
 Deisel, Pat 1902
 DeJesus, Ivan 1974-76
 DeJesus Jr., Ivan 2011-12
 De La Rosa, Rubby 2011-12
 Dell, Wheeler 1915-17
 Delmas, Bert 1933
 Demeter, Don 1956, 58-61
 DeMontreville, Gene 1900
 Dempsey, Rick 1988-90
 Dent, Eddie 1909, 11-12
 DeShields, Delino 1994-96
 DeSilva, John 1993
 Dessau, Ruben 1910
 Dessens, Elmer 2004-06
 Devereaux, Mike 1987-88, 98
 DeWitt, Blake 2008-10
 Diaz, Carlos 1984-86
 Diaz, Einar 2006
 Dickerman, Leo 1923-24
 Dickson, O'Keyea 2017
 Dick, Dick 1972
 Dillon, Pop 1904
 Doak, Bill 1924, 27-28
 Dobbs, John 1903-05
 Dockins, George 1947
 Dolan, Cozy 1901-02
 Dominguez, Jose 2013-14
 Donnell, Chris 2000-01
 Donovan, Patsy 1890, 1906-07

Donovan, Wild Bill 1899-1902
 Doolan, Mickey 1918
 Doscher, Jack 1903-06
 Dotel, Octavio 2010
 Douglas, John 1945
 Douglas, Phil 1915
 Dowd, Snooks 1926
 Downey, Red 1909
 Downing, Al 1971-77
 Downs, Red 1912
 Doyle, Carl 1939-40
 Doyle, Jack 1903-04
 Dozier, Brian 2018
 Drake, Solly 1959
 Drake, Tom 1941
 Dreifort, Darren 1994-05
 Drew, J.D. 2005-06
 Drysdale, Don 1956-69
 Druyd, Clise 1929-30
 Duffie, John 1967
 Duncan, Mariano 1985-87, 89
 Dunn, Jack 1897-1900
 Dunn, Joe 1908-09
 Durham, Bill 1904
 Durning, Dick 1917-18
 Durocher, Leo 1938-41,
 43, 45
 Durrett, Red 1944-45

E

Earle, Billy 1894
 Earnshaw, George 1935-36
 Eason, Mal 1905-06
 Eays, Eddie 1921
 Eckhardt, Ox 1936
 Edwards, Bruce 1946-51
 Edwards, Hank 1951
 Edwards, Mike 2005
 Egan, Dick J. 1914-15
 Egan, Dick W. 1967
 Ehrhardt, Rube 1924-28
 Elbner, Brett 2017
 Eischen, Joey 1995-96
 Eisenreich, Jim 1998
 Eisenstat, Harry 1935-37
 Elberfeld, Kid 1914
 Elbert, Scott 2008-14
 Ellingsen, Bruce 1972
 Elliott, Jumbo 1925, 27-30
 Elliott, Rowdy 1920
 Ellis, A.J. 2008-16
 Ellis, Mark 2012-13
 Ellis, Robert 2002
 Elster, Kevin 2000
 Elston, Don 1957
 Ely, Bones 1891
 Ely, John 2010-12
 Encarnacion, Juan 2004
 English, Gil 1944
 English, Woody 1937-38
 Enzmann, Johnny 1914
 Eovaldi, Nathan 2011-12
 Epperly, Al 1950
 Erickson, Scott 2005
 Erlin, Robbie 2022
 Erskine, Carl 1948-59
 Erwin, Tom 1910-14
 Espy, Cecil 1983
 Essegian, Chuck 1959-60
 Esterbrook, Dude 1891
 Ethier, Andre 2006-17
 Evans, Red 1939
 Evans, Roy 1902-03
 Eveland, Dana 2011

F

Fabrique, Bunny 1916-17
 Fairey, Jim 1968, 73
 Fairly, Ron 1958-69
 Falkenberg, Brian 2004, 2008
 Fallon, George 1937
 Farmer, Alex 1908
 Farmer, Kyle 2017-18
 Farrell, Dick 1961
 Farrell, Duke 1899-1902
 Faulkner, Jim 1930
 Federowicz, Tim 2011-14
 Felix, Gus 1926-27

Feliz, Neftali 2021
 Ferguson, Alex 1929
Ferguson, Caleb 2018
 Ferguson, Joe 1970-76, 78-81
 Fernandez, Chico 2015
 Fernandez, Sid 1983
 Ferrara, Al 1963, 65-68
 Ferrell, Wes 1940
 Fette, Lou 1940
 Fetzters, Mike 2000-01
 Fewster, Chick 1926-27
Feyerisen, J.P. 2023
 Fields, Josh 2016-2018
 Fien, Casey 2016
 Fife, Stephen 2012-14
 Figgins, Chone 2014
 Fimple, Jack 1983-84, 86
 Finlayson, Pembroke 1908-09
 Finley, Steve 2004
 Finn, Mickey 1930-32
 Fischer, Bill 1913-14
 Fischer, Jeff 1989-90
 Fisher, Bob 1912-13
 Fisher, Chauncey 1897
 Fitzsimmons, Freddie 1937-43
 Fitzsimmons, Tom 1919
 Fletcher, Darin 1989-90
 Fletcher, Sam 1909
 Flood, Tim 1902-03
 Flores, Jose 2004
 Floro, Dylan 2018-2020
 Flowers, Jake 1927-31, 33
 Flowers, Wes 1940, 44
 Font, Wilmer 2017-18
 Fonville, Chad 1995-97
 Ford, Hod 1925
 Forster, Terry 1978-82
 Forsythe, Logan 2017-18
 Foster, Alan 1967-70
 Fournier, Jack 1923-26
 Foutz, Dave 1890-96
 Fowler, Art 1959
 Frankhouse, Fred 1936-38
 Franklin, Jack 1944
 Franks, Herman 1940-41
 Frederick, Johnny 1929-34
Freeman, Freddie 2022-
 Freeman, Mike 2017
 Freese, David 2018-2019
 Freigau, Howard 1928
 French, Larry 1941-42
 French, Ray 1923
 Frey, Lonny 1933-36
 Frias, Carlos 2014-16
 Frias, Pepe 1980-81
 Fuchs, Charlie 1944
 Fuller, Nig 1902
 Furcal, Rafael 2006-11
 Furillo, Carl 1946-60

G

Gabrielson, Len 1967-70
 Gaddy, John 1938
 Gagné, Eric 1999-2006
 Gagne, Greg 1996-97
 Galan, Augie 1941-46
 Gale, Rocky 2018-2019
 Gallagher, Joe 1940
 Gallivan, Phil 1931
 Gallo, Joey 2022
 Galvez, Balvino 1986
 Garcia, Karim 1995-97
 Garcia, Yimi 2014-2019
 Garciaiparra, Nomar 2006-08
 Garland, Jon 2009, 2011
 Garlic, Kyle 2019
 Garman, Mike 1977-78
 Garner, Phil 1987
 Garvey, Steve 1969-82
 Garvin, Ned 1902-04
 Gaston, Welcome 1898-99
 Gastright, Hank 1894
 Gatins, Frank 1901
 Gautreaux, Sid 1936-37
 Gentile, Jim 1957-58
 George, Greek 1938
 Geraghty, Ben 1936
 Gessler, Doc 1903-06

Getz, Gus 1914-16
 Giallombardo, Bob 1958
 Gibbons, Jay 2010-11
 Gibson, Kirk 1988-90
 Gilbert, Charlie 1940
 Gilbert, Pete 1894
 Gilbert, Shawn 2000
 Gilbert, Wally 1928-31
 Gillenwater, Carden 1943
 Gilliam, Jim 1953-66
 Gimenez, Hector 2011
 Giunfrido, Al 1947
 Giuliani, Tony 1940-41
 Gleason, Roy 1963
 Glossop, Al 1943
 Gochnaur, John 1901
 Goeddel, Eric 2018
 Golden, Jim 1960-61
 Goltz, Dave 1980-82
Gonsolin, Tony 2019-
 González, Adrián 2012-17
 Gonzalez, Alfredo 2003
 Gonzalez, Jose 1985-91
 Gonzalez, Luis 2007
Gonzalez, Victor 2020-
 Gooch, Johnny 1928-29
 Goodson, Ed 1976-77
 Goodwin, Tom 1991-93,
 2000-01
 Gordon, Dee 2011-14
 Gordonier, Ray 1921-22
 Gore, Terrance 2020
 Gorecki, Rick 1997
 Gott, Jim 1990-94
 Grabarkewitz, Bill 1969-72
 Grabowski, Jason 2004-05
 Graham, Jack 1946
 Grandal, Yasmani 2015-18
 Granderson, Curtis 2017
 Grant, Jim 1968
Grater, Brusdar 2020-
 Gray, Dick 1958-59
 Gray, Josiah 2021
 Green, Harvey 1935
 Green, Nick 2010
 Green, Shawn 2000-04
 Greene, Connor 2021
 Greene, Nelson 1924-25
 Greene, Shane 2021-22
 Greenfield, Kent 1929
 Gregg, Hal 1943-47
 Greinke, Zack 2013-15
 Griffin, Alfredo 1988-91
 Griffin, Mike 1891-98
 Griffith, Bart 1922-23
 Griffith, Derrell 1963-66
 Griffith, Tommy 1919-25
 Grim, John 1895-99
 Grimes, Burlleigh 1918-26
 Griner, Dan 1918
 Grissom, Lee 1940-41
 Grissom, Marquis 2001-02
 Gross, Kevin 1991-94
 Gross, Kip 1992-93
 Grote, Jerry 1977-78, 81
Grove, Michael 2022-
 Grudzielanek, Mark 1998-2002
 Guerra, Javy 2011-13
 Guerrero, Alex 2014-15
 Guerrero, Pedro 1978-88
 Guerrero, Wilton 1996-98
 Guerrier, Matt 2011-13
 Gulden, Brad 1978
 Gumbert, Ad 1895-96
 Guthrie, Mark 1995-98
 Gutierrez, Franklin 2017
 Guzman, Joel 2006
 Gwynn, Chris 1987-91, 94-95
 Gwynn Jr., Tony 2011-12
 Gyorko, Jedd 2019

H

Haas, Bert 1937-38
 Haddock, George 1892-93
 Haeger, Charlie 2009-10
 Hairston Jr., Jerry 2012-13
 Hale, Chip 1997
 Hale, John 1974-77

H I S T O R Y A N D R E C O R D S

Lucas, Ray 1933-34
 Lucid, Con 1894-95
 Lugo, Julio 2006
 Luke, Matt 1998
 Lumley, Harry 1904-10
 Lund, Don 1945, 47-48
 Luque, Dolf 1930-31
Lux, Gavin 2019-
 Lyons, Barry 1990-91
 Lyttle, Jim 1976

M

MacDougal, Mike 2011-12
 MacGammell, Ed 1905
 Machado, Manny 2018
 Macon, Max 1940, 42-43
 Maddux, Greg 2006, 2008
 Maddux, Mike 1990, 1999
 Madlock, Bill 1985-87
 Madson, Ryan 2018
 Maeda, Kenta 2016-19
 Magee, Lee 1919
 Magill, Matt 2013
 Maglie, Sal 1956-57
 Magoon, George 1898
 Maholm, Paul 2014
 Mails, Duster 1915-16
 Malay, Charlie 1905
 Maldonado, Candy 1981-85
 Mallinos, Tony 1937
 Mallette, Mal 1950
 Malone, Lew 1917, 19
 Maloney, Billy 1906-08
 Maloney, Sean 1998
 Mamaux, Al 1918-23
 Mancuso, Gus 1940
 Manuel, Charlie 1974-75
 Manush, Heinie 1937-38
 Maranville, Rabbit 1926
 Marichal, Juan 1975
 Marquard, Rube 1915-20
 Marrero, Oreste 1996
 Marriott, Bill 1926-27
 Marrow, Buck 1937-38
 Marshall, Doc 1909
 Marshall, Mike A. 1981-89
 Marshall, Mike G. 1974-76
 Martin, Chris 2022
 Martin, Morrie 1949
 Martin, Russell 2006-10, 19
 Martin, Tom 2003-04
Martinez, J.D. 2023-
 Martinez, Jesus 1996
 Martinez, Pedro 1992-93
 Martinez, Ramon 1988-98
 Martinez, Ramon E. 2006-07
 Martinez, Teddy 1977-79
 Masaoka, Onan 1999-2000
 Mattingly, Earl 1931
 Matuszek, Len 1985-87
 Mauch, Gene 1944, 48
 Maul, Al 1899
 Mauriello, Ralph 1958
 Mauro, Carmen 1953
May, Dustin 2019-
 Mayns, Brent 2004
 Maza, Luis 2008
 McBean, Alvin 1969-70
 McCabe, Bill 1920
 McCann, Gene 1901-02
 McCarren, Bill 1923
 McCarthy, Brandon 2015-17
 McCarthy, Jack 1906-07
 McCarthy, Johnny 1934-35
 McCarthy, Tommy 1896
 McCarty, Lew 1913-16
 McCormick, Mike J. 1904
 McCormick, Mike W. 1949
 McCreedie, Judge 1903
 McCreery, Tom 1901-03
 McDermott, Terry 1972
 McDewitt, Danny 1957-60
 McDonald, James 2008-10
 McDougal, John 1895
 McDowell, Roger 1991-94
 McElveen, Pryor 1909-11
 McFarland, Dan 1899

McFarland, Chappie 1906
 McGann, Dan 1899
 McGee, Jake 2020
 McGinnity, Joe 1900
 McGlothlin, Pat 1949-50
 McGraw, Bob 1925-27
 McGriff, Fred 2003
 McGuire, Deacon 1899-1901
 McIntyre, Harry 1905-09
 McJames, Doc 1899, 1901
 McKenna, Kit 1898
 McKinney, Billy 2021
 McKinstry, Zach 2020-22
 McLane, Ed 1907
 McLish, Cal 1944, 46
 McMahon, Sadie 1897
 McMakin, John 1902
 McManus, Frank 1903
 McMichael, Greg 1998
 McMillan, Tommy 1908-10
 McMullen, Ken 1962-64, 73-75
 McWheen, Doug 1926-29
 Medwick, Joe 1940-43, 46
 Melhuse, Adam 2000
 Meloan, Jonathan 2007
 Melton, Rube 1943-44, 46-47
 Mercado, Orlando 1987
 Merske, Fred 1916-17
 Merrilleigh, Andy 1973-75, 79
 Metcalfe, Mike 1998, 2000
 Meusel, Irish 1927
 Meyer, Benny 1913
 Meyer, Lee 1909
 Meyer, Russ 1953-55
 Meyers, Chief 1916-17
 Michael, Gene 1967
 Mickens, Glenn 1953
 Mientkiewicz, Doug 2009
 Mikkelsen, Pete 1969-72
 Miksis, Eddie 1944, 46-51
 Miles, Aaron 2011
 Miles, Don 1958
 Miljus, Johnny 1917, 20-21
 Miller, Bob 1963-67
 Miller, Fred 1910
 Miller, Hack 1916
 Miller, John 1969
 Miller, Justin 2010
 Miller, Larry 1964
 Miller, Lemmie 1984-85
 Miller, Otto 1910-22
 Miller, Ralph 1898
 Miller, Rod 1957
Miller, Shelby 2023-
 Miller, Trevor 2000
 Miller, Walt 1911
 Mills, Wally 1934
 Milliken, Bob 1953-54
 Mills, Alan 1999-00
 Mills, Buster 1935
 Milton, Eric 2009
 Minner, Paul 1946, 48-49
 Mitchell, Bobby 1980-81
 Mitchell, Clarence 1918-22
 Mitchell, Dale 1956
 Mitchell, Fred 1904-05
 Mitchell, Johnny 1924-25
 Mitchell, Russ 2010-11
 Milicki, Dave 1998-99
 Moeller, Chad 2007
 Moeller, Joe 1962, 64, 66-71
 Mohart, George 1920-21
 Monasterios, Carlos 2010
 Monday, Rick 1977-84
 Mondesi, Raul 1993-99
 Moon, Wally 1959-65
 Moore, Cy 1929-32
 Moore, Dee 1943
 Moore, Eddie 1929-30
 Moore, Gary 1970
 Moore, Gene 1939-40
 Moore, Randy 1936-37
 Moore, Ray 1952-53
 Morales, Jose 1982-84

Moran, Herbie 1912-13
 Morgan, Bobby 1950, 52-53
 Morgan, Eddie 1937
 Morgan, Mike 1989-91
 Moronta, Reyes 2022
 Morrison, Johnny 1929-30
 Morrow, Brandon 2017
 Moryn, Walt 1954-55
 Moss, Ray 1926-31
 Mossor, Earl 1951
 Mota, Guillermo 2002-04, 2009
 Mota, Manny 1969-80, 82
 Moulder, Glen 1946
 Mowe, Ray 1913
 Mowrey, Mike 1916-17
 Moylan, Peter 2013
 Mueller, Bill 2006
 Mulholland, Terry 2001-02
 Mullen, Billy 1923
 Mullen, Scott 2003
 Mulvey, Joe 1895
Muncy, Max 2018-
 Mungo, Van Lingle 1931-41
 Munns, Les 1934-35
 Munoz, Mike 1989-90
 Munoz, Noe 1995
 Murch, Simmy 1908
 Murphy, Rob 1995
 Murray, Eddie 1989-91, 97
 Murray, Jim 1922
 Myers, Hy 1909, 11, 14-22
 Myers, Rodney 2003
 Myrow, Brian 2005

N

Nahem, Sam 1938
 Nakamura, Norihiro 2005
 Navarro, Dioner 2005-06, 2011
 Naylor, Earl 1944
 Neal, Charlie 1956-61
 Neal, Zach 2018
 Negray, Ron 1952, 58
 Neigrón, Kristopher 2019
 Neidlinger, Jim 1990
 Neis, Bernie 1920-24
 Nelson, Jimmy 2021
 Nelson, Rocky 1952, 56
 Nen, Dick 1963
 Neuse, Sheldon 2021
 Newcombe, Don 1949-51, 54-58
 Newsom, Bobo 1929-30, 42-43
 Newton, Doc 1901-02
 Nicasio, Juan 2015
 Nichols, Rod 1993
 Nietenfuer, Tom 1981-87
 Nitcholas, Otho 1945
 Nixon, Al 1915-16, 18
 Nixon, Otis 1997
 Nomo, Hideo 1995-98, 2002-04
 Nops, Jerry 1900
 Noren, Irv 1960
 Norman, Fred 1970
 Norris, Bud 2016
 North, Bill 1978
 Northern, Hub 1911-12
 Nunez, Jose A. 2001
 Nunez, Darien 2021

O

Oates, Johnny 1977-79
 O'Brien, Bob 1971
 O'Brien, Darby 1890-92
 O'Brien, John 1891
 Ock, Whitey 1935
 O'Doul, Lefty 1931-33
 Oeltjen, Trent 2010-12
 Oeschger, Joe 1925
 Offerman, Jose 1990-95
 Ohman, Will 2009
 Ojeda, Bob 1991-92
 Oliver, Al 1985
 Oliver, Nate 1963-67
 Olivo, Miguel 2014
 Olmo, Luis 1943-45, 49
 Olson, Gregg 2000-01
 Olson, Ivy 1915-24

O'Mara, Ollie 1914-16, 18-19
 O'Neil, Mickey 1926
 Onis, Curly 1935
 Orengo, Joe 1943
 Orosco, Jesse 1988, 2001-02
 O'Rourke, Frank 1917-18
 Orta, Jorge 1982
 Ortega, Phil 1960-64
 Ortiz, Ramon 2010
 Ortiz, Russ 2010
 Osborne, Tiny 1924-25
 Osgood, Charlie 1944
 Osoria, Franquelis 2005-06
 Osteen, Claude 1965-73
 Ostermueler, Fritz 1943-44
 Osuna, Al 1994
 Osuna, Antonio 1995-2000
 Outen, Chick 1933
Outman, James 2022-
 Owen, Mickey 1941-45
 Owens, Red 1905
 Ozuna, Pablo 2008

P

Paciorek, Tom 1970-75
 Padgett, Don 1946
 Padilla, Vicente 2009-11
 Parko, Andy 1951-52
 Page, Phil 1934
 Palica, Erv 1945, 47-51, 53-54
 Palmquist, Ed 1960-61
 Paredes, Edward 2017-18
 Park, Chan Ho 1994-2001, 2008
 Parker, Rick 1995-96
 Parker, Wes 1964-72
 Parks, Art 1937, 39
 Parra, Jose 1995
 Partridge, Jay 1927-28
 Pascual, Camilo 1970
 Pasley, Kevin 1974, 76-77
 Pastorius, Jim 1906-09
 Pattee, Harry 1908
 Patterson, Dave 1979
 Patterson, Red 2014
 Pattison, Jimmy 1929
 Paul, Xavier 2009-11
 Payne, Harley 1896-98
 Peacock, Johnny 1945
 Peck, Hal 1943
 Pederson, Joe 2014-20
 Pederson, Stu 1985
Pejiot, Ryan 2022-
 Peña, Alejandro 1981-89
 Peña, Angel 1998-2000
 Peña, Jose 1970-72
 Penny, Brad 2004-08
 Peralta, Joel 2015
 Peraza, Jose 2015
 Perconte, Jack 1980-81
 Perez, Antonio 2004-05
 Perez, Carlos 1998-2000
 Perez, Chris 2014
 Perez, Odalis 2002-06
 Perkins, Charlie 1934
 Perranoski, Ron 1961-67, 72
 Perry, Pat 1990
 Peters, DJ 2021
 Peterson, Jim 1937
 Petty, Jesse 1925-28
 Pfeffer, Jeff 1913-21
 Pfister, George 1941
 Pfund, Leo 1945
 Phelps, Babe 1935-41
 Phelps, Ed 1912-13
 Phelps, Ray 1930-32
Phillips, Evan 2021-
 Phillips, Jason 2005
 Piazza, Mike 1992-98
 Pinichin, Val 1929-33
 Pierre, Juan 2007-09
 Pignatano, Joe 1957-60
 Pinckney, George 1890-91
 Pigras, Ed 1932
 Plitt, Norman 1918, 27
 Podbielan, Bud 1949-52

Uniform Numbers In Dodger History

Since 1932, hundreds of players and coaches have put on a Dodger uniform, wearing every single number from 1 to 77 as well as 0, 00, 97 and 99. On April 15, from 2007-19 the Dodgers all wore No. 42 to celebrate the 60th-72nd anniversaries of Jackie Robinson breaking the color barrier. Pitcher Joe Beimef's No. 97 was the highest number ever worn by a player during a regular-season game until Manny Ramirez donned No. 99 in 2008. In 2014, Brian Wilson became the first Dodger to wear 00. Pee Wee Reese's No. 1 was officially retired on July 4, 1984, one of nine numbers that have been retired. Below is a list of the different numbers worn by Dodgers since 1932 and the years in which they were worn.

00 Brian Wilson 2013-14	4 Hack Wilson 1932-34 Frenchy Bordagaray 1935-36 Tony Malinosky 1937 Dolph Camilli 1938-43 Gil Hodges 1943 Gil English 1944 Babe Herman 1945 Mike Sandlock 1946 Duke Snider 1947-62 Tom Hutton 1966, 1969 Kevin Pasley 1974, 76-77	7 Glen Wright 1932-33 Johnny McCarthy 1934 George Earnshaw 1935-36 Johnny Hudson 1936-37 Lindsay Brown 1937 Packy Rogers 1938 Ray Thomas 1938 Charlie Dressen 1939-46, 1951-53, 1958 Joe Medwick 1943 Pete Reiser 1947-48 Mike McCormick 1949 Don Demeter 1961 Daryl Spencer 1961 Lee Walls 1962-64 Dick Stuart 1966 Tommy Dean 1967 Bob Bailey 1968 Roy Hartsfield 1969-72 Steve Yeager 1973-85 Tracy Woodson 1987 Alfredo Griffin 1989-91 Billy Ashley 1992-95 Greg Gagne 1996-97 Paul Konerko 1998 Tripp Cromer 1998-99 José Vizcaino 2000 Jeff Branson 2000-01 Mike Kinkade 2002-03 Tom Wilson 2004 J.D. Drew 2005-06 James Loney 2007-12 Nick Punto 2012-13 Alex Guerrero 2014-15 Julio Urias 2016-
0 Al Oliver 1985 Danny Lehmann 2018-	5 Tony Cuccinello 1932-34, 1935 Johnny Cooney 1935 Ben Geraghty 1936 Jack Radtke 1936 Cookie Lavagetto 1937-41, 1946-48 Arky Vaughan 1942-43 Clancy Smyres 1944 Ben Chapman 1944-45 Johnny Peacock 1945 Carl Furillo 1946 Tommy Brown 1948-51 Sandy Amoros 1952 Wayne Belardi 1953-54 Charlie Kress 1954 Norm Larker 1958-61 Dick Nen 1963 Jim Lefebvre 1965-72 Ken McMullen 1973-75 Johnny Oates 1977-79 Mike Marshall 1981-89 Stan Javier 1990-92 Dave Hansen 1993-96 Chip Hale 1997 José Vizcaino 1998-99 Gary Sheffield 1998 Davey Johnson 2000 Jim Riggleman 2001-02 Tyler Houston 2002 Jason Romano 2003 Hee-Seop Choi 2004-05 Nomar Garciaparra 2006-08 Mark Loretta 2009 Reed Johnson 2010 Juan Uribe 2011-15 Alberto Callaspo 2015 Corey Seager 2015-2021 Freeman, Freddie 2022-	9 Danny Taylor 1932-36 Tom Winsett 1936 Babe Phelps 1937-41 Billy Sullivan 1942 Bill Hart 1943 Lloyd Waner 1944 Tommy Brown 1944-45 Bill White 1945 Jack Graham 1946 Arky Vaughan 1947-48 Bob Ramazzotti 1949 Rocky Bridges 1951-52 Dixie Howell 1953 Gino Cimoli 1956-58 Wally Moon 1959-65 Al Ferrara 1966-68 Andy Kosco 1969-70 Terry McDermott 1972 Ellie Rodriguez 1976 Reggie Smith 1976, 1994-98 Jerry Grote 1977-78, 1981 Gary Thomasson 1979-80 Don Crow 1982 Greg Brock 1984-86 Mickey Hatcher 1987-90 Todd Hundley 1999-00, 2003-04 Marquis Grissom 2001-02 Jason Phillips 2005 Grady Little 2006 Juan Pierre 2007-09 Garret Anderson 2010 Russ Mitchell 2010 Hector Gimenez 2011 Dee Gordon 2011-14 Yasmani Grandal 2015-18 Kristopher Negrón 2019 Gavin Lux 2020-
1 Johnny Frederick 1932-34 Buzz Boyle 1935 Freddie Lindstrom 1936 Woody English 1937-38 Packy Rogers 1938 Gene Moore 1939 Charlie Gilbert 1940 Pee Wee Reese 1940-42, 1946-52 Paul Waner 1943-44 Mike Sandlock 1945 Billy Grabarkewitz 1969-72 Rick Auerbach 1974-76 Derrel Thomas 1979 Gary Weiss 1980-81	6 Lefty O'Doul 1932-33 Sam Leslie 1933-35 Buddy Hassett 1936-37 Johnny Hudson 1938-40 Tony Giuliani 1941 Joe Medwick 1940, 1942 Carden Gillenwater 1943 Hal Peck 1943 Charlie Dressen 1943 John Bolling 1944 Bill Hart 1944-45 Carl Furillo 1946-60 Ron Fairly 1960-69 Steve Garvey 1969-82 Jolbert Cabrera 2003 Brent Mayne 2004	8 Jason Grabowski 2005 Kenny Lofton 2006 Tony Abreu 2007 Joe Torre 2008-10 Aaron Miles 2011 Jerry Hairston Jr. 2012-13 Darwin Barney 2015 Charlie Culberson 2016 Curtis Granderson 2017 Danny Lehmann 2018 Brian Dozier 2018 Robert Van Scoyoc 2019 Turner, Trea 2021-22
2 Mickey Finn 1932 Joe Judge 1933 Jim Bucher 1934-37 Leo Durocher 1938-46, 48, 1961-64 Bobby Morgan 1950, 1952-53 Randy Jackson 1956-58 Don Demeter 1958-60 Dick Schofield 1966-67 Tommy Dean 1967 Bart Shirley 1966 Zolito Versalles 1968 Bobby Valentine 1969, 1971-72 Tommy Lasorda 1977-96	3 Joe Stripp 1932-37 Pete Coscarart 1938-41 Alex Kampouris 1942-43 Stan Rojek 1942, 1946-47 Red Barkley 1943 Eddie Basinski 1944 Gene Mauch 1944 Fats Dantonio 1945 Babe Herman 1945 Billy Cox 1948-54 Chico Fernandez 1956 Elmer Valo 1957-58 Willie Davis 1961-73 Glenn Burke 1976-78 Rudy Law 1978, 1980 Steve Sax 1983-88 Jeff Hamilton 1989-91 Jody Reed 1993 Eddie Pye 1995 Chad Fonville 1995-97 Alex Cora 1998-2001 Cesar Izturis 2002-2006 Julio Lugo 2006 Brady Clark 2007 Bill Mueller 2007 Delwyn Young 2008 Xavier Paul 2009, 2011 Ronnie Belliard 2009-10 Juan Castro 2011 Eugenio Velez 2011 Adam Kennedy 2012 Skip Schumaker 2013	10 Al Lopez 1932-35 Ray Berres 1936 Freddie Fitzsimmons 1937 Randy Moore 1937 Bert Haas 1937-38 Roy Spencer 1938 Carl Doyle 1939 Ray Hayworth 1938-39 Gus Mancuso 1940 Mickey Owen 1941-45 Ernie Rudolph 1945 Bruce Edwards 1946-51 Earl Naylor 1946 Lew Riggs 1946 Rube Walker 1951-58

H I S T O R Y A N D R E C O R D S

Bobby Bragan 1960
 Clay Bryant 1961
 Jeff Torborg 1964-70
 Ron Cey 1971-82
 Dave Anderson 1983-89, 92
 Juan Samuel 1990-92
 Chris Gwynn 1994-95
 Chad Curtis 1996
 Ken Huckabay 1996-97
 Otis Nixon 1997
 José Vizciano 1998
 Gary Sheffield 1998-01
 Hideo Nomo 2002-04
 Jose Valentin 2005
 Danys Baez 2006
 Wilson Betemit 2006-07
 Andy LaRoche 2007
 Larry Bowa 2008-10
 Tony Gwynn Jr. 2011-12
 Michael Young 2013
 Justin Turner 2014-22

11

Clyde Sukeforth 1932-34
 Lonny Fey 1933
 Nick Tremark 1934-36
 George Watkins 1936
 Fred Frankhouse 1937-38
 Tony Lazzeri 1939
 Dixie Walker 1939-47
 Jack Banta 1947-50
 Carl Erskine 1950
 Dick Gray 1958-59
 Bob Lillis 1960-61
 Larry Burright 1962
 Ken McMullen 1963-64
 Bart Shirley 1964, 1966, 1968
 John Kennedy 1965-66
 Tommy Dean 1967
 Manny Mota 1969-13
 Erisbel Arruebarrena 2014
 Jimmy Rollins 2015
 Micah Johnson 2016
 Josh Reddick 2016
 Logan Forsythe 2017-18
 A. J. Pollock 2019-22
 Kevin Pillar 2022

12

Val Picinich 1932-33
 Jimmy Jordan 1934-36
 Luke Hamlin 1937-41
 Bob Chipman 1941-1942, 44
 Babe Dahlgren 1942
 Rex Barney 1943
 Rube Melton 1943
 Eddie Stanky 1944-47
 Erv Palica 1948-51, 1954
 Ralph Branca 1952
 Frank Kellert 1955
 Babe Birrer 1958
 Tommy Davis 1960-66
 Bob Bailey 1967
 Jim Fairey 1968
 Von Joshua 1969-70
 Dusty Baker 1976-83
 Jay Johnstone 1985
 Bill Madlock 1985-87
 Danny Heep 1987-88
 Willie Randolph 1989-90
 Luis Lopez 1990
 Gary Carter 1991
 Dave Anderson 1992
 Jeff Treadway 1994-95
 Brett Butler 1995
 Karim Garcia 1995-97
 Jim Eisenreich 1998
 Mike Devereaux 1998
 Jim Tracy 2001-04
 Steve Finley 2004

Jeff Kent 2005-08
 Brad Ausmus 2009-10
 David Lopes 2011
 Justin Sellers 2011-12
 Bobby Abreu 2012
 Mark McGwire 2013
 John Valentin 2014
 Juan Nicasio 2015
 Turner Ward 2016-18
 Dino Ebel 2019
 Gallo, Joey 2022

13

Burleigh Grimes 1938
 Kirby Higbe 1941-43, 1946-47
 Ralph Branca 1944-45, 1947-51, 1953
 Tommy Warren 1944
 John Douglas 1945
 Joe Ferguson 1970-76, 1978-81, 1988-94
 Antonio Osuna 1995-00
 Jim Leyritz 2000
 Alex Cora 2002-04
 Oscar Robles 2005-06
 Wilson Valdez 2007
 Terry Tiffie 2008
 Angel Berroa 2008
 Orlando Hudson 2009
 Ryan Theriot 2010
 Ivan DeJesus Jr. 2011-12
 Hanley Ramirez 2012-14
 Juan Castro 2016-17
 Max Muncy 2018-

14

Bud Clancy 1932
 George Kelly 1932
 Del Bissonette 1933
 Joe Hutcheson 1933
 Wally Millies 1934
 Frank Lamanske 1935
 Frank Skaff 1935
 Ox Eckhardt 1936
 Roy Spencer 1937
 Freddie Fitzsimmons 1938-43
 Chris Haughey 1943
 Rube Melton 1944
 Lee Pfund 1945
 Ferrell Anderson 1946
 Dick Whitman 1947
Gil Hodges 1947-61
 Ken McMullen 1962
 Bill Skowron 1963
 John Werhas 1964-65, 1967
 Len Gabrielson 1967-70
 Von Joshua 1970-71, 1973-74, 1979
 Tom Haller 1971
 Chris Cannizzaro 1972-73
 Ivan DeJesus 1974-76
 Mike Scioscia 1980-92
 Delino DeShields 1994-96
 F.P. Santangelo 2000
 Jeff Reboulet 2001-02
 Larry Barnes 2003
 Jim Lett 2004-05
 Bill Mueller 2006
 Mike Lieberthal 2007
 Pablo Ozuna 2008
 Juan Castro 2009
 Jamey Carroll 2010-11
 Mark Ellis 2012-13
 Dan Haren 2014
 Enrique Hernández 2015-20

15

Dazzy Vance 1932
 Ownie Carroll 1933-34
 Tom Baker 1935

Bob Logan 1935
 Johnny Cooney 1936
 Max Butcher 1937
 Waite Hoyt 1938
 Vito Tamulis 1938-41
 Tom Drake 1941
 Kirby Higby 1941
 Bobby Bragan 1943-44
 Stan Andrews 1944-45
 Lew Riggs 1946
 Dick Whitman 1946
 Clyde Sukeforth 1949-50
 Johnny Rutherford 1952
 Sandy Amoros 1954-57
 Irv Noren 1960
 Ed Rakow 1960
 Tim Harkness 1961-62
 Bob Miller 1963-67
 Tom Haller 1968-70
 Richie Allen 1971
 Davey Lopes 1972-81, 2011-
 Gil Reyes 1983-85, 1987-88
 Chris Gwynn 1987-91
 Dave Hansen 1992
 Tom Prince 1994-98
 Davey Johnson 1999
 Shawn Green 2000-04
 Scott Erickson 2005
 Rafael Furcal 2006-11
 Austin Barnes 2016-

16

Van Lingle Mungo 1932-41
 Billy Herman 1941-43, 1946
 Pat Ankenman 1944
 Barney Koch 1944
 Eddie Miksis 1944
 Art Herring 1944-46
 Joe Medwick 1946
 Ray Blades 1947
 Clyde King 1947-48
 Morrie Martin 1949
 Earl Mossor 1951
 Ken Lehman 1952, 1956-57
 Danny McDevitt 1957-60
 Ron Perranoski 1961-67
 Rocky Colavito 1968
 Bill Sudakis 1969-71
 Rick Monday 1977-84
 Ron Perranoski 1985-94
 Hideo Nomo 1995-98
 Mark Grudzielanek 1998
 Paul Lo Duca 1999-04
 Steve Finley 2004
 Jim Tracy 2004-05
 Andre Ethier 2006-17
 Bob Geren 2018
 Will Smith 2019-

17

Watty Clark 1932-33, 1935-37
 Buzz Boyle 1933-34
 Max Butcher 1938
 Jimmy Ripple 1939
 Whitlow Wyatt 1939-44
 Tom Seats 1945
 Don Lund 1947
 Tommy Tatum 1947
 Bob Ramazzotti 1948
 Carl Erskine 1948-49, 1950-59
 Phil Ortega 1960-64
 Hector Valle 1965
 Jim Barbieri 1966
 Nate Oliver 1967
 Hank Aguirre 1968
 Jim Bunning 1969
 Camilo Pascual 1970
 Tom Pacliorek 1971-75
 Joe Simpson 1975-78
 Greg Brock 1983
 Rafael Landestoy 1983-84

Len Matuszek 1985-87
 Rick Dempsey 1989-90
 Bob Ojeda 1991-92
 Roger McDowell 1993-94
 José Parra 1995
 Felix Rodriguez 1995-96
 Dave Wallace 1995-97
 Juan Castro 1998-99
 Geronimo Berroa 2000
 Jim Lett 2001
 Kazuhisa Ishii 2002-04
 Mitch Jones 2009
 Jason Repko 2005-09
 A.J. Ellis 2010-16
 Micah Johnson 2016
 Brandon Morrow 2017
 Kyle Farmer 2018
 Joe Kelly 2019-21
 Hanser Alberto 2022

18

Fred Heimach 1930-33
 Bert Delmas 1933
 Len Koenecke 1934-35
 Dick Siebert 1936
 Harry Eisenstat 1936-37
 Tot Pressnell 1938-40
 Steve Rachunok 1940
 Lew Riggs 1941-42
 Johnny Cooney 1943-44
 Clyde King 1944
 Vic Lombardi 1945-47
 Dick Whitman 1948-49
 Wayne Belardi 1950-51
 Jim Hughes 1952-56
 Solly Drake 1959
 Sandy Amoros 1960
 Charley Smith 1960-61
 Carroll Beringer 1962-64
 Preston Gomez 1965-68
 Bill Russell 1969-91, 1994-98
 Jim Leyritz 2000
 Tim Bogar 2001
 Jim Lett 2002-03
 José Hernandez 2004
 Paul Bako 2005
 Ramon E. Martinez 2006-07
 Hiroki Kuroda 2008-11
 Matt Treanor 2012
 Tim Federowicz 2013
 Chone Figgins 2014
 Roger Bernadina 2014
 Jose Peraza 2015
 Kenta Maeda 2016-19
 Lamb, Jake 2022
 Tony Wolters 2022

19

Ray Phelps 1930-32
 Chick Outen 1933
 Babe Phelps 1935-36
 Ralph Birkofer 1937
 Jim Lindsey 1937
 Ira Hutchinson 1939
 Herman Franks 1940-41
 Cliff Dapper 1942
 George Washburn 1943
 Charlie Fuchs 1944
 Ed Head 1944
 Morrie Aderholt 1945
 Joe Hatten 1946-51
 Joe Landrum 1950, 1952
 Johnny Schmitz 1951-52
Jim Gilliam 1953-78

20

Sloppy Thurston 1932-33
 Glenn Chapman 1934
 Harry Eisenstat 1935
 Zack Taylor 1935-36
 Tom Baker 1937
 Ernie Koy 1938-40
 Wes Flowers 1940

Larry French 1941-42
 Kemp Wicker 1941
 Al Glossop 1943
 Tommy Warren 1944
 Ralph Branca 1946-47
 Phil Haugstad 1947-48, 1951
 Elmer Sexauer 1948
 Rip Repulski 1959-60
 Dick Farrell 1961
 Willard Hunter 1962
 Phil Spencer 1962
 Dick Scott 1963
 Al Ferrara 1963, 1965
Don Sutton ... 1966-80, 1988
 Candy Maldonado 1982-85
 Ed Amelung 1984, 1986
 Larry See 1986
 Mike Davis 1989
 Brian Traxler 1990
 Darren Holmes 1990
 Mitch Webster 1991-95
 Mike Blowers 1996
 Darren Lewis 1997

21

Joe Shaute 1932-33
 Phil Page 1934
 Buster Mills 1935
 Dazzy Vance 1935
 Sid Gautreaux 1936
 Bill Posedel 1938
 Al Todd 1939
 Wes Ferrell 1940
 Lou Fette 1940
 Lee Grissom 1940-41
 Newt Kimball 1941-43
 Luis Olmo 1943-45
 Art Herring 1946
 Spider Jorgensen 1947-50
 Clyde King 1947
 Tim Thompson 1954
 Rocky Nelson 1956
 Bill Harris 1957, 1959
 Ed Rakow 1960
 Andy Carey 1962
 Nate Smith 1962
 Jim Brewer 1964-75
 Ed Goodson 1976-77
 Jay Johnstone 1980-82, 1985
 Ricky Wright 1982-83
 Tony Brewer 1984
 Bob Bailor 1984-85
 Tito Landrum 1987
 Reggie Williams 1987
 Tracy Woodson 1988-89
 Hubie Brooks 1990
 Greg Smith 1991
 Eric Young 1992, 1998-99
 Rafael Bournigal 1992-95
 Roberto Kelly 1995
 Billy Ashley 1996-97
 Greg Gagne 1997
 Henry Blanco 1998
 Chad Kreuter 2000-02
 Jeromy Burnitz 2003
 Milton Bradley 2004-05
 Ricky Ledee 2006
 Marlon Anderson 2006-07
 Esteban Loaiza 2008
 Mark Sweeney 2007-08
 Randy Wolf 2009
 Tony Abreu 2009
 Jon Garland 2009, 2011
 Nick Green 2010
 Scott Podsednik 2010
 Juan Rivera 2012
 Zack Greinke 2013-15
 Trayce Thompson 2016-17
 Yu Darvish 2017
 Walker Buehler 2018-

22

Jack Quinn 1932
 Rosy Ryan 1933
 Ray Berres 1934
 Curly Onis 1935
 Vince Sherlock 1935
 Tom Baker 1936
 Roy Henshaw 1937
 Buddy Hassett 1938
 Lindsey Deal 1939
 Red Evans 1939
 Ben Tincup 1940
 Johnny Allen 1941-43
 Bob Chipman 1943
 Gene Hermanski 1943, 46-51
 Bill Lohman 1943-44
 Ray Hathaway 1945
 Andy Pafko 1951
 Billy Herman 1952-57
 Johnny Podres 1958-66
 Danny Ozark 1967
 Jim Grant 1968
 Paul Popovich 1969
 Bill Buckner 1971-76
 Jeff Leonard 1977
 Mark Bradley 1981-82
 Dave Sax 1983
 Franklin Stubbs 1984-89
 Don Aase 1990
 Brett Butler 1991-97
 Chad Fonville 1995
 Dick Schofield 1995
 Thomas Howard 1998
 Devon White 1999-00
 Jack Clark 2001-03
 George Hendrick 2003
 Edwin Jackson 2004
 Jose Cruz Jr. 2005-06
 Toby Hall 2006
 Grady Little 2007
 Mark Sweeney 2008
 Clayton Kershaw 2008-21

23

Charlie Perkins 1934
 Johnny McCarthy 1935
 George Jeffcoat 1936-37
 Wayne LeMaster 1938
 Chris Hartje 1939
 Ed Head 1940, 1942-43, 1946
 Cy Buker 1945
 Dan Bankhead 1947
 George Dockins 1947
 Johnny Hall 1948
 Pat McGlothin 1949-50
 Clyde King 1951-52
 Erv Palica 1953
 Don Zimmer 1954-59, 1963
 Ed Palmquist 1960-61
 Gordie Windhorn 1961
 Marv Breeding 1963
 Claude Osteen 1965-73
 Jim Wynn 1974-75
 Teddy Martinez 1977-79
 Dave Sax 1982
 Steve Sax 1982
 R.J. Reynolds 1983-85
 Enos Cabell 1985-86
 Tim Leary 1987
 Kirk Gibson 1988-90
 Eric Karros 1991-02
 Robin Ventura 2003-04
 Derek Lowe 2005-08
 Casey Blake 2009-11
 Adrián González 2012-17
 Mark Prior 2018-19
 Souza Jr., Steven 2021

24

Cy Moore 1932
 Art Jones 1932
 Jimmy Jordan 1933

Watty Clark 1934
 Bobby Reis 1935
 Randy Moore 1936
 Jake Daniel 1937
 Buck Marrow 1937-38
 John Chambers 1938
 Lee Rogers 1938
 Bill Crouch 1939
 Al Hollingsworth 1939
 Joe Gallagher 1940
 Tommy Tatum 1941
 Paul Waner 1941
 Augie Galan 1941-46
 Bobby Bragan 1947-48
 Hank Edwards 1951
Walter Alston 1954-76

25

Max Rosenfeld 1932
 Les Munns 1934-35
 Ed Brandt 1936
 Johnny Cooney 1937
 Kiki Cuyler 1938
 Hugh Casey 1939-42
 Wes Flowers 1944
 Don Lund 1945
 Otho Nicholas 1945
 Hugh Casey 1946-48
 Chris Van Cuyk 1950-52
 Bob Milliken 1953-54
 Frank Howard 1958-64
 Wes Covington 1966
 Jim Campanis 1967-68
 Joe Moeller 1969-71
 Tommy John 1972-78
 Ted Power 1981-82
 German Rivera 1983-84
 Mariano Duncan 1985-87, 1989-90
 Darren Fletcher 1989-90
 Dennis Cook 1990-91
 Mike Piazza 1992
 Tim Wallach 1993, 2004-06
 Mike Busch 1995-97
 Juan Castro 1997
 Bobby Bonilla 1998
 Dave Hansen 1999-02, 2011-12
 Jim Riggleman 2003
 Rickey Henderson 2003
 Mike Edwards 2005
 Sandy Alomar, Jr. 2006
 Mariano Duncan 2006-07
 Esteban Loaiza 2007
 Andruw Jones 2008
 Jim Thome 2009
 Mariano Duncan 2009-10
 Carl Crawford 2013
 Mark McGwire 2014-15
 Will Venable 2016
 Rob Segedin 2016-18
 David Freese 2018-19
 Keiburt Ruiz 2020-21
 Feliz, Neftali 2021
 Greene, Shane 2022
 Thompspon, Trayce 2022-

26

Johnny Babich 1934-35
 Ray Lucas 1934
 Fred Frankhouse 1936
 Heinie Manush 1937-38
 Merv Shea 1938
 Bill Crouch 1939
 Lyn Lary 1939
 Curt Davis 1940-46
 Carl Doyle 1940
 Rex Barney 1946-50
 Fred Kipp 1957-59
 Willie Davis 1960
 Derrell Griffith 1963-66
 Gene Michael 1967
 Paul Popovich 1968
 Red Adams 1969-80

Alejandro Peña 1981-89
 Pat Perry 1990
 Henry Rodriguez 1992-93
 Carlos Hernandez 1994-96
 Eric Young 1997
 Eddie Williams 1997
 Charles Johnson 1998
 Rick Dempsey 1999-00
 Brian Johnson 2001
 Hiram Bocachica 2002
 Wilkin Ruan 2002-03
 Antonio Perez 2004-05
 Jae Seo 2006
 Toby Hall 2006
 Einar Diaz 2006
 Luis Gonzalez 2007
 Gary Bennett 2008
 Doug Mientkiewicz 2009
 Octavio Dotel 2010
 Tim Wallach 2011-13
 Alex Castellanos 2013
 Tim Federowicz 2014
 Sergio Santos 2015
 Chase Utley 2015-18
 Jedd Gyorko 2019
 Gonsolin, Tony 2021

27

Dutch Leonard 1933-36
 Ben Cantwell 1937
 Eddie Morgan 1937
 Goody Rosen 1938-39
 Tony Guiliani 1940
 Pete Reiser 1941-42, 1946, 1960-64
 Dee Moore 1943
 Fritz Ostermueller 1943-44
 Claude Crocker 1944-45
 Eddie Basinski 1945
 Ray Blades 1947-48
 Milt Stock 1949-50
 Cookie Lavagetto 1951-53
 Tommy Lasorda 1954-55
 Pete Wojey 1954
 Bob Borkowski 1955
 Don Demeter 1956, 1958
 Jim Gentile 1958
 Phil Regan 1966-68
 Willie Crawford 1969-75
 Elias Sosa 1976-77
 Joe Beckwith 1979-83
 Carlos Diaz 1984-86
 Mike Sharperson 1987-93
 Jerry Brooks 1993
 Roger Cedeño 1995-96
 Todd Zeile 1997-98
 Manuel Barrios 1998
 Kevin Brown 1999-03
 Jose Lima 2004
 D.J. Houlton 2005
 James Loney 2006
 Matt Kemp 2006-14, 2018
 Justin Ruggiano 2015
 George Lombard 2016-17
 Alex Verdugo 2019
 Terrance Gore 2020
 Bauer, Trevor 2021-22

28

Ray Benge 1933-35
 Eddie Wilson 1937
 Bert Haas 1938
 Merv Shea 1938
 Fred Sington 1939
 Tex Carleton 1940
 Mace Brown 1941
 Max Macon 1942-43
 Hal Gregg 1943-47
 Preacher Roe 1948-54
 Ralph Branca 1956
 Chuck Templeton 1956
 Bob Aspromonte 1956, 1960-61
 Nick Willhite 1963

Mike G. Marshall 1974-76
 Wes Parker 1964-72
 Pedro Guerrero 1980-88
 Dave Hansen 1989
 Lenny Harris 1989
 Kal Daniels 1989-92
 Rafael Bournigal 1992-95
 Cory Snyder 1993-94
 Todd Hollandsworth 1995-2000
 Tom Goodwin 2000-01
 Jim Riggelman 2002
 Tyler Houston 2002
 Fred McGriff 2003
 Jayson Werth 2004-06
 Andy LaRoche 2007
 Shea Hillenbrand 2007
 Andy LaRoche 2008
 Danny Ardoin 2008
 Eric Milton 2009
 Rod Barajas 2010-11
 Jamey Wright 2012, 2014
 Justin Sellers 2013
 Chris Heisey 2015
 Bud Norris 2016
 Franklin Gutierrez 2017
 Luis Ortiz 2018
 Tyler White 2019
 Yoshi Tsutsugo 2021
 Shane Greene 2021
 Andrew Heaney 2022

29

Art Herring 1934
 Harvey Green 1935
 Tom Winsett 1937-38
 Mel Almada 1939
 Jimmy Wasdell 1940-41
 Ed Albosta 1941
 Clyde King 1945
 Hank Behrman 1946-48
 Carl Furillo 1946
 Gene Mauch 1948
 Don Thompson 1951,
 1953-54
 Tommy Holmes 1952
 Tommy Lasorda 1954
 Pete Wojey 1955
 Ralph Mauriello 1958
 Stan Williams 1958-62
 Jim Baxes 1959
 Chuck Essegian 1959-60
 Nate Oliver 1963-66
 John Duffie 1967
 Jack Jenkins 1969
 Jose Peña 1970-72
 Greg Heydeman 1973
 Mike Garman 1977-78
 Gerald Hannahs 1978-79
 Don Stanhouse 1980
 Ron Perranoski 1981-84
 Alex Trevino 1986-87
 Ricky Horton 1988-89
 Lenny Harris 1989-93
 Tim Wallach 1994-96
 Milt Thompson 1996
 Eric Anthony 1997
 Matt Luke 1998
 Adrian Beltre 1998-2004
 Tim Wallach 2005
 Mariano Duncan 2006
 James Loney 2006
 Jason Schmidt 2007-09
 Ted Lilly 2010-13
 Tim Wallach 2013-15
 Scott Kazmir 2016-17
 George Lombard 2018-19
 Andy Burns 2021
 Billy McKinney 2021

30

Boom Boom Beck 1933-34
 Bob Barr 1935
 Max Butcher 1936
 Gib Brack 1937-38

Tuck Stainback 1938-39
 Roy Cullenbine 1940
 Red Corriden 1941-46
 Al Gionfriddo 1947
 Dwain Sloat 1948
 Billy Loes 1952-56
 Bob Lillis 1958-59
 Maury Wills 1959-66,
 1969-72
 Cleo James 1968
 Derrel Thomas 1980-83
 John Tudor 1988-89
 Jose Offerman 1990-95
 Wilton Guerrero 1996-98
 Mark Grudzielanek 1998
 Craig Counsell 1999
 Brent Cookson 1999
 Gregg Olson 2000-01
 James Baldwin 2001
 Dave Roberts 2002-04
 Brad Penny 2004
 John Shelby 2005
 Dioner Navarro 2006, 2011
 Mark Hendrickson 2006-07
 Casey Blake 2008
 Jamie Hoffmann 2009
 Xavier Paul 2010
 Jerry Sands 2012
 Edinson Volquez 2013
 Miguel Olivo 2014
 Darwin Barney 2014
 Scott Baker 2015
 Scott Schebler 2015
 Dave Roberts 2016-

31

Casey Stengel 1932-36,
 1949-50
 Eddie Wilson 1936
 Andy High 1937-38
 Bill Killefer 1939
 Gene Moore 1940
 Alex Kampouris 1941
 Les Webber 1942-45
 Eddie Basinski 1945
 Dick Whitman 1946
 Jake Piltner 1947-57
 Greg Mulleavy 1958-60,
 1962-64
 Don LeJohn 1965
 Jim Campanis 1966
 Ted Savage 1968
 Bill Sudakis 1968
 Al McBean 1969-70
 Gary Moore 1970
 Hoyt Wilhelm 1971-72
 Doug Rau 1972-79
 Jorge Orta 1982
 Jack Fimple 1983-84, 1986
 Ed Vande Berg 1986
 Jim Poole 1990
 John Shelby 1987-1990,
 1998-04
 Jim Neidlinger 1990
 Roger McDowell 1991-92
 Mike Piazza 1993-98
 Brad Penny 2005-08
 James McDonald 2009-10
 Jay Gibbons 2010-11
 Tim Federowicz 2011
 Brandon League 2012-13
 Drew Butera 2013-14
 Joc Pederson 2015-20
 Max Scherzer 2021
 Tyler Anderson 2022

32

Otto Miller 1932-36
 Jesse Haines 1938
 Art Parks 1939
 Boots Poffenberger 1939
 Lee Grissom 1940
 Jimmy Ripple 1940
 Lee Grissom 1941

Johnny Rizzo 1942
 Ray Hayworth 1944-45
 Rube Melton 1943
 Babe Herman 1945
 Les Webber 1945-46
 Joe Tepsic 1946
 Willie Ramsdell 1948
 Cal Abrams 1949-52
 Rocky Nelson 1952
 Bill Antonello 1953-55

Sandy Koufax 1955-66

33

Max Carey 1932-33
 Burleigh Grimes 1937
 Ernie Koy 1938
 Newt Kimball 1940
 Don Ross 1940
 Mace Brown 1941
 Chet Kehn 1942
 Pat Ankenman 1943
 Frenchy Bordagaray 1944-45
 Don Padgett 1946
 Tommy Brown 1947
 Roy Campanella 1948
 Willie Ramsdell 1950
 Jim Romano 1951
 Ted Lyons 1954
 Joe Becker 1958-64
 Steve Bilko 1958
 Danny Ozark 1965-66,
 1969-71, 1980-82
 Ron Hunt 1967
 Vic Davallillo 1977-80
 Sid Bream 1983-85
 Jeff Hamilton 1986-1988
 Eddie Murray 1989-91, 1997,
 2006-
 Eric Davis 1992-93
 Garey Ingram 1994-95
 Glenn Gregson 1998
 Carlos Perez 1998-00
 Hiram Bocachica 2001
 Brian Jordan 2002-03
 Jason Grabowski 2004
 Ricky Ledee 2005-06
 David Wells 2007
 Blake DeWitt 2008-10
 Juan Castro 2010
 Marcus Thames 2011
 Juan Rivera 2011
 Ramon Hernandez 2013
 Scott Van Slyke 2012-17
 Tony Watson 2017
 Breyvic Valera 2018
 David Price 2021-22

34

Tom Zachary 1934-36
 Hank Winston 1936
 Waite Hoyt 1937
 Elmer Klump 1937
 Charlie Gilbert 1940
 Pete Reiser 1940
 Roy Jarvis 1944
 Cal McLish 1944
 Fats Dantonio 1944-45
 Clyde Sukeforth 1945
 Hank Behrman 1946
 Eddie Miksis 1946-51
 Jean Pierre Roy 1946
 Wayne Terwilliger 1951
 Russ Meyer 1953-55
 Bob Aspromonte 1956
 Norm Sherry 1959-62
 Dick Calmus 1963
 Tom Hutton 1966, 1969
 Luis Alcaraz 1968
 Bobby Darwin 1969
 Ray Lamb 1970
 Lee Lacy 1972-78
 Lance Rautzhan 1977-79
 Ken Brett 1979

Fernando Valenzuela .1980-90

35

Rosy Ryan 1933
 Babe Ruth 1938
 Don Ross 1941
 Clyde Sukeforth 1943-44
 Gody Rosen 1945-46
 Cal McLish 1946
 Marv Rackley 1947-49
 Mal Mallette 1950
 Pete Wojey 1954
 Sal Maglie 1956-57
 Larry Sherry 1958
 John Klippstein 1958-59
 Doug Camilli 1960-64
 John Purdin 1965, 1968-69
 John Hickman 1967
 Fred Norman 1970
 Bobby Darwin 1971
 Bruce Ellingsen 1972
 Dennis Lewallyn 1975-79
 Bob Welch 1978-87
 Glenn Hoffman 1987, 1998-05
 William Brennan 1988
 Ben Hines 1988-89
 Jim Gott 1990-94
 Dave Clark 1996
 Rick Gorecki 1997
 Wayne Kirby 1997
 Greg McMichael 1998
 Brett Tomko 2006-07
 Mariano Duncan 2007, 2009
 Ramon Ortiz 2010
 Jack Taschner 2010
 John Lindsey 2010
 Jamie Hoffmann 2011
 Chris Capuano 2012-13
 Jamie Romak 2014
 Kevin Correia 2014
 Brett Anderson 2015-16
 Cody Bellinger 2017-22

36

Casey Stengel 1936
 Dykes Potter 1938
 Max Macon 1940
 Frenchy Bordagaray 1943
 Ed Stevens 1946-47
 Preston Ward 1948
 Chuck Connors 1949
 Don Newcombe 1949-51,
 1954-58
 Steve Bilko 1958
 Roy Gleason 1963
 Lefty Phillips 1965-68
 Gary Moore 1970
 Frank Robinson 1972
 Rick Rhoden 1974-78
 Pepe Frias 1980-81
 Steve Shirley 1982
 Jose Gonzalez 1985, 1988
 Matt Young 1987
 Jim Gott 1990
 Mike Morgan 1989-91
 Todd Benzing 1992
 Ricky Trilecek 1993
 Todd Williams 1995
 Noe Munoz 1995
 Scott Radinsky 1996-98
 Robinson Checo 1999
 Angel Peña 1999, 2001
 Omar Daal 2002
 Daryle Ward 2003
 Edwin Jackson 2003
 Jeff Weaver 2004-05
 Lance Carter 2006
 Greg Maddux 2006, 2008
 Roberto Hernandez 2007
 Danny Ardoin 2008
 Jeff Weaver 2009-10
 Blake Hawksworth 2011
 Matt Magill 2013-14

H I S T O R Y A N D R E C O R D S

Joe Black 1952-55
 Chuck Templeton 1956
 Bob Kennedy 1957
 Rene Valdes 1957
 Jose Peña 1970
 Charles Hough 1970-80,
 1998-99

Tom Niedenfuer 1981-87
 Tim Belcher 1987-91
 Tom Candiotti 1992-97
 Frank Lankford 1998
 Gary Rath 1998
 Matt Herges 1999-01
 Bryan Corey 2002
 Luke Allen 2002
 Bubba Crosby 2003
 Scott Mullen 2003
 Joe Thurston 2003-04
 Cody Ross 2005
 Willy Aybar 2005-06
 Delwyn Young 2006
 Brian Falkenberg 2008
 Claudio Vargas 2009
 Travis Schlichting 2009
 A. J. Ellis 2008-09
 Charlie Haeger 2010
 Trent Schlichting 2010
 Trent Oeltjen 2010-12
 Alex Castellanos 2012-13
 Carlos Marmol 2013
 Tim Hyers 2016-17
 Zach Neal 2018
 Blake Treinen 2020-

50

Don Elston 1957
 Dick Smith 1965
 Bob O'Brien 1971
 Eddie Solomon 1973-75
 Ron Roenicke 1981
 Jay Howell 1988-92
 Steve Wilson 1993
 Felix Rodriguez 1995
 Antonio Osuna 1995
 Mike Harkey 1997
 Brad Clontz 1998
 Will Brunson 1998
 Pedro Borbon 1999
 Chris Donnels 2000-01
 Jobert Cabrera 2002
 Steve Colyer 2003
 Duane Sanchez 2004-05
 Joel Guzman 2006
 Eric Stults 2006-09
 Jon Link 2010
 Nathan Eovaldi 2011-12
 Randy Choate 2012
 Chuck Crim 2013-15
 Casey Fien 2016
 Brett Eibner 2017
 Ryan Madson 2018
 Jaime Schultz 2019
 Mookie Betts 2020-

51

Bert Hamric 1955
 Larry Sherry 1958-63
 Jeff Leonard 1977
 Terry Forster 1978-82
 Lemmie Miller 1984-85
 Reggie Williams 1985-86
 Brian Holton 1985-88
 Jeff Fischer 1989
 Dave Walsh 1990
 Terry Wells 1990
 Joey Eischen 1995-96
 Adam Riggs 1997
 Mel Rojas 1999
 Mike Maddux 1999
 Terry Adams 2000-01
 Robert Ellis 2002
 Tom Martin 2003-04
 Jonathan Broxton 2005-11
 Ronald Belisario 2012-13

Red Patterson 2014
 Zach Lee 2015
 Brock Stewart 2016
 Carlos Ruiz 2016
 Dylan Floro 2018-20
 Alex Vesia 2021-

52

Preston Ward 1948
 Carroll Berger 1965-72
 Tommy Lasorda 1973-76
 Myron White 1978
 Steve Sax 1981
 Cecil Espy 1983
 Bill Madlock 1985
 Balvino Galvez 1986
 Tim Crews 1987-92
 John DeSilva 1993
 Brian Barnes 1994
 Greg Hansell 1995
 Mark Guthrie 1995
 Darren Hall 1996-98
 Adam Riggs 1997
 Jamie Arnold 1999-00
 Al Reyes 2000-01
 Chin-Feng Chen 2002-04
 Brian Myrow 2005
 Randy Wolf 2007
 James McDonald 2008-09
 George Sherrill 2009-10
 Josh Lindblom 2011-12
 Tim Federowicz 2012
 John Valentin 2013
 Pedro Báez 2014-20
 Phil Bickford 2021-

53

Don Drysdale 1956-69

Tom Paciorek 1970

54

Dixie Howell 1955-56
 Bob Giallombardo 1958
 Carl Warwick 1961
 Brad Shirley 1964, 1968
 Monty Basgall 1973-86
 Tim Leary 1988-89
 Mike Maddux 1990
 Jim Poole 1990
 John Candelaria 1991-92
 Omar Daal 1993-95
 Henry Blanco 1997
 Chance Sanford 1999
 Jeff Williams 1999-02
 Troy Brohawn 2003
 Jose Flores 2004
 Mike Rose 2005
 Cody Ross 2006
 Giovanni Carrara 2006
 D.J. Houlton 2007
 Clayton Kershaw 2008
 Jason Johnson 2008
 Ronald Belisario 2009-10, '13
 Javy Guerra 2011-12
 Chris Perez 2014
 David Huff 2015
 Jim Johnson 2015
 Josh Bard 2016
 Sergio Romo 2017
 Tony Cingrani 2017-19
 Josh Bard 2020-

55

Jackie Collum 1957-58
 Ron Fairly 1958
 Sergio Robles 1976
 Orel Hershiser 1983-94, 2000
 Wayne Kirby 1996
 Rick Gorecki 1997
 Onan Masaoka 1999
 Giovanni Carrara 2001-02,
 2004-05
 Alfredo Gonzalez 2003
 Koyie Hill 2003

Russell Martin 2006-10, 19
 Matt Guerrier 2011-13
 Skip Schumaker 2013
 Roberto Hernandez 2014
 Mat Latos 2015
 Joe Blanton 2016
 Albert Pujols 2021

56

Roy Campanella 1948
 Rafael Landestoy 1977
 Dave Patterson 1979
 Rich Rodas 1983-84
 Mike Munoz 1989-90
 Mike Christopher 1991
 Pedro Astacio 1992-97
 Garey Ingram 1997
 Eric Weaver 1998
 Robinson Checo 1999
 Mike Fetters 2000-01
 Dennis Springer 2001-02
 Jim Riggelman 2003-04
 Derek Thompson 2005
 Hong-Chih Kuo 2005-11
 Michael Antonini 2012
 Joe Blanton 2012
 J.P. Howell 2013-16
 Josh Bard 2017
 Daniel Corcino 2018
 Adam Kolarek 2019-20
 Sheldon Neuse 2021
 Hembree, Heath 2022

57

Rafael Landestoy 1977
 Pedro Guerrero 1978-80
 Steve Howe 1980-85
 Stu Pederson 1985
 Shawn Hillegas 1987-88
 John Wetteland 1989-91
 Kip Gross 1992-93
 Rod Nichols 1993
 Rudy Seanez 1994-95
 Dennis Reyes 1997-98
 Brian Bohanon 1998
 Luke Prokopec 2000-01
 Victor Alvarez 2002-03
 Scott Stewart 2004
 Franquelis Osoria 2005-06
 Eric Hull 2007
 Luis Maza 2008
 Scott Elbert 2008-14
 Alex Wood 2015-18, 2020
 Jake Reed 2021

58

Joe Pignatano 1957-60
 Mark Cresse 1974-98
 Sean Maloney 1998
 Kevin Beirne 2002
 Rodney Myers 2003
 Brian Falkenberg 2004
 Edwin Jackson 2005
 Chad Billingsley 2006-14
 Ian Thomas 2015
 Jesse Chavez 2016
 Edward Paredes 2017-18
 Rocky Gale 2018-19
 Jimmy Sherfy 2021
 Martin, Chris 2022

59

Steve Shirley 1982
 Ray Searge 1989-90
 Ismael Valdes 1994-00
 McKay Christensen 2001
 Guillermo Mota 2002-04, 2009
 Kelly Wunsch 2005
 Travis Schlichting 2010
 Stephen Fife 2012-14
 Eric Surkamp 2015
 Ronald Torreyes 2015
 Chin-hui Tsao 2016
 Fabio Castillo 2017

Zac Rosscup 2018-19
 Mike Kickham 2021
 Evan Phillips 2021-

60

John DeSilva 1993
 Eddie Pye 1994
 Juan Castro 1995-96
 Mike Judd 1997-00
 Masao Kida 2003-04
 Chin-lung Hu 2007-10
 Todd Coffey 2012
 Jose Dominguez 2013-14
 Andrew Toles 2016-18
 Robbie Erlin 2022

61

Earl Robinson 1958
 Chan Ho Park 1994-2001, 2008
 Josh Beckett 2012
 Alex Verdugo 2017-18
 Garrett Clevinger 2021-22

62

Oreste Marrero 1996
 Mike Metcalfe 1998
 Joel Peralta 2015
 Wilmer Font 2017-18
 Eric Goeddel 2018
 Darien Nunez 2021

63

Angel Peña 1998-99
 Jonathan Meloan 2007
 Yimi Garcia 2014-19
 Justin Bruihl 2021-

64

Jerry Brooks 1993
 Paul Lo Duca 1998
 Brian Falkenberg 2004
 Daniel Coulombe 2014-15
 Walker Buehler 2017
 Caleb Ferguson 2018-

65

Jose Parra 1995
 Joc Pederson 2014
 Austin Barnes 2015-16
 Franquelis Osoria 2017
 Kyle Farmer 2019
 Casey Sadler 2019
 Aaron Bates 2020-

66

Todd Williams 1995
 Paul Konerko 1997
 Norihiro Nakamura 2005
 Mike MacDougal 2011-12
 Yasiel Puig 2013-18
 Mitch White 2020-22

67

Will Brunson 1998
 Jeff Kubenka 1998-99
 Luis Coleman 2016
 O'Koyea Dickson 2017
 Yefry Ramirez 2021

68

Ron Roenicke 1992-93
 Ross Stripling 2016-20
 Andrew Vasquez 2021

70

Damon Hollins 1998
 Onan Masaoka 1999
 Tim Locastra 2017-18

71

Josh Ravin 2015-17
 Conner Greene 2021
 Miguel Vargas 2022

72

Miguel Rojas 2014

Travis d'Arneud 2019
Rob Von Scoyoc 2020-
73
Brant Brown 2020-22
74
Kenley Jansen 2010-21
75
Alan Mills 1999-00
Paco Rodriguez 2012-15
Grant Dayton 2016-17
Scott Alexander 2018-21
76
Duaner Sanchez 2004
Matt West 2015

Josh Sborz 2019-20
77
Joe Medwick 1940-41
Charlie Dressen 1940
Carlos Frias 2014-16
Dennis Santana 2018-21
James Outman 2022-
78
Michael Grove 2022-
81
Victor Gonzalez 2020-
85
Dustin May 2019-

86
Clayton McCollough 2022-
87
Jose De Leon 2016
Connor McGuinness 2020-
88
John Axford 2018
Bob Geren 2020-
91
Dino Ebel 2020-
92
George Lombard 2020
Edwin Uceta 2021

94
Andre Jackson 2021-
97
Joe Beimel 2006-08
98
Onelki Garcia 2013
99
Manny Ramirez 2008-10
Hyun-Jin Ryu 2013-19
Mark Prior 2020-

All-Time Los Angeles Dodger Trades

1958

June 15	Acquired Steve Bilko (1B) and Johnny Klippstein (P) from the Cincinnati Reds for Don Newcombe (P)
Aug 4	Sold Randy Jackson (3B) to the Cleveland Indians
Dec 4	Acquired Wally Moon (OF) and Phil Paine (P) from the St. Louis Cardinals for Gino Cimoli (OF)
Dec 23	Acquired Rip Repulski (OF), Jim Golden (P) and Gene Snyder (P) from the Philadelphia Phillies for Sparky Anderson (2B)

1959

June 15	Acquired Chuck Essegian (OF) and Lloyd Merritt (P) from St. Louis Cardinals for Dick Gray (3B)
---------	--

1960

April 5	Acquired Gordie Windhorn (OF) and Dick Sanders (1B) from the New York Yankees for Fred Kipp (P)
April 8	Acquired Ron Perranoski (P), John Goryl (3B), Lee Handley (OF) and cash from the Chicago Cubs for Don Zimmer (3B)
April 11	Sold Johnny Klippstein (P) to the Cleveland Indians
May 6	Acquired Nels Chittum (P) from the Boston Red Sox for Rip Repulski (OF)
May 7	Acquired Gail Harris (1B) from the Detroit Tigers for Sandy Amoros (OF)
June 15	Acquired Jim Donohue (P) from the St. Louis Cardinals for John Glenn (OF)
June 15	Acquired Ray Semproch (P) and cash from the Detroit Tigers for Clem Labine (P)
Dec 15	Sold Earl Robinson (OF) to the Baltimore Orioles
Dec 16	Sold Danny McDevitt (P) to the New York Yankees

1961

Jan 31	Sold Joe Pignatano (P) to the Kansas City Athletics
March 30	Acquired Howie Reed (P) and cash from the Kansas City Athletics for Ed Rakow (P)
May 4	Acquired Dick Farrell (P) and Joe Koppe (SS) from the Philadelphia Phillies for Don Demeter (OF) and Charley Smith (3B)
May 30	Acquired Daryl Spencer (SS) from the St. Louis Cardinals for Bob Lillis (SS) and Carl Warwick (OF)
Dec 15	Acquired Lee Walls (OF) and cash from the New York Mets for Charlie Neal (2B)

1962

March 24	Acquired Andy Carey (3B) from the Chicago White Sox for Ramon Conde (IF) and Jim Koranda (1B)
Oct 11	Sold Norm Sherry (C) to the New York Mets
Oct 11	Sold Dick Smith (OF) to the New York Mets
Nov 26	Acquired Bill Skowron (1B) from the New York Yankees for Stan Williams (P)
Nov 30	Acquired Bob Miller (P) from the New York Mets for Tim Harkness (1B) and Larry Burreight (2B)

1963

Jan 24	Acquired Don Zimmer (3B) from the Cincinnati Reds for Scott Breeden (P)
April 1	Sold Duke Snider (OF) to the New York Mets
June 24	Sold Don Zimmer (3B) to the Washington Senators
July 20	Acquired Marve Breeding (2B) from the Washington Senators for Ed Roebuck (P)
Oct 14	Sold Mike Brumley (C) to the Washington Senators
Dec 6	Sold Bill Skowron (1B) to the Washington Senators
Dec 13	Acquired Jim Brewer (P) and Cuno Barragan (C) from the Chicago Cubs for Dick Scott (P)

1964

April 9	Acquired Lou Johnson (OF) and cash from the Detroit Tigers for Larry Sherry (P)
Sept 10	Sold Ken Rowe (P) to the Baltimore Orioles
Oct 15	Sold Nick Willhite (P) to the Washington Senators
Oct 15	Acquired Dick Smith (OF) from the New York Mets for Larry Miller (P)
Nov 30	Sold Doug Camilli (C) to the Washington Senators
Dec 4	Acquired Claude Osteen (P), John Kennedy (SS) and cash from the Washington Senators for Frank Howard (OF), Phil Ortega (P), Pete Richert (P) and Dick Nen (1B)

1965

May 11	Acquired Nick Willhite (P) from the Washington Senators for cash
May 15	Acquired Phil Regan (P) from the Detroit Tigers for Dick Tracewski (SS)

1966

May 10	Sold Johnny Podres (P) to the Detroit Tigers
May 27	Acquired Dick Egan (P) from the California Angels for Howie Reed (P)
Sept 10	Acquired Dick Schofield (SS) from the New York Yankees for Thad Tillotson (P) and cash
Nov 29	Acquired Ron Hunt (2B) and Jim Hickman (OF) from the New York Mets for Tommy Davis (OF) and Derrell Griffith (IF)
Dec 1	Acquired Bob Bailey (3B-OF) and Gene Michael (SS) from the Pittsburgh Pirates for Maury Wills (SS)
Dec 15	Acquired Bob Lee (P) from the California Angels for Nick Willhite (P)

1967

April 3	Acquired Jack Cullen (P), John Miller (OF) and cash from the New York Yankees for John Kennedy (3B)
May 10	Acquired Len Gabrielson (1B) from the California Angels for Johnny Werhas (IF)
May 31	Sold Bob Lee (P) to the Cincinnati Reds
Nov 28	Acquired Mudcat Grant (P) and Zolo Versalles (SS) from the Minnesota Twins for John Roseboro (C), Ron Perranoski (P) and Bob Miller (P)
Nov 30	Sold Gene Michael (SS) to the New York Yankees
Nov 30	Acquired Paul Popovich (2B) from the Chicago Cubs for Lou Johnson (OF)



"Sweet" Lou Johnson

All-Time Los Angeles Dodger Trades

1968	
Feb 13	Acquired Tom Haller (C) and Frank Kasmeta (P) from the San Francisco Giants for Ron Hunt (2B) and Nate Oliver (2B)
March 26	Acquired Rocky Colavito (OF) from the Chicago White Sox for cash
April 3	Acquired Hank Aguirre (P) from the Detroit Tigers for cash
April 23	Acquired Ted Savage (OF) and Jim Ellis (P) from the Chicago Cubs for Jim Hickman (OF) and Phil Regan (P)
Oct 21	Sold Bob Bailey (3B) to the Montreal Expos
Oct 21	Acquired Pete Mikkelsen (P) from the St. Louis Cardinals for cash
Dec 4	Acquired Andy Kosco (OF) from the New York Yankees for Mike Kekich (P)
Dec 5	Acquired two minor leaguers from the Kansas City Royals for Jim Campanis (C)
1969	
March 30	Acquired Jimmie Schaffer (C) from the Cincinnati Reds for Ted Savage (OF)
April 17	Acquired Al McBean (P) from the San Diego Padres for Tommy Dean (SS) and Leon Everitt (P)
June 11	Acquired Maury Wills (SS) and Manny Mota (OF) from the Montreal Expos for Ron Fairly (OF-1B) and Paul Popovich (IF)
Aug 15	Acquired Jim Bunning (P) from the Pittsburgh Pirates for Ron Mitchell (OF), Chuck Coggin (IF) and cash
Sept 1	Acquired Jack Jenkins (P) from the Washington Senators for cash
1970	
Sept 28	Sold Fred Norman (P) to the St. Louis Cardinals
Oct 5	Acquired Richie Allen (1B) from the St. Louis Cardinals for Ted Sizemore (2B) and Bob Stinson (C)
Dec 11	Acquired Duke Sims (C) from the Cleveland Indians for Alan Foster (P) and Ray Lamb (P)
1971	
Feb 10	Acquired Al Downing (P) from the Milwaukee Brewers for Andy Kosco (OF)
March 13	Sold Jeff Torborg (C) to the California Angels
Oct 21	Acquired Larry Hise (OF) from the Philadelphia Phillies for Tom Hutton (1B)
Oct 22	Acquired Paul Powell (OF) from the Minnesota Twins for Bobby Darwin (OF)
Dec 2	Acquired Frank Robinson (OF) and Pete Richert (P) from the Baltimore Orioles for Doyle Alexander (P), Bob O'Brien (P), Sergio Robles (C) and Royle Stillman (1B)
Dec 2	Acquired Tommy John (P) and Steve Huntz (IF) from the Chicago White Sox for Richie Allen (1B)
Dec 2	Acquired Bernie Beckman (P) and cash from the Detroit Tigers for Tom Haller (C)
Dec 17	Acquired Chris Cannizzaro (C) from the Chicago Cubs for cash
1972	
March 27	Sold Bill Sudakis (3B) to the New York Mets
April 14	Acquired Dick Dietz (C) from the San Francisco Giants for cash
Oct 26	Acquired Rudy Arroyo (P) and Greg Milliken (P) from the St. Louis Cardinals for Larry Hise (OF)
Nov 28	Acquired Andy Messersmith (P) and Ken McMullen (3B) from the California Angels for Frank Robinson (OF), Bill Singer (P), Mike Strahler (P), Billy Grabarkewitz (IF) and Bobby Valentine (OF)
1973	
March 26	Acquired George Culver (P) from the Houston Astros for cash
March 27	Sold Dick Dietz (C) to the Atlanta Braves
April 24	Sold Tim Johnson (SS) to the Milwaukee Brewers
Aug 10	Sold George Culver (P) to the Philadelphia Phillies
Oct 27	Acquired Rick Auerbach (SS) from the Milwaukee Brewers for cash
Dec 5	Acquired Mike Marshall (P) from the Montreal Expos for Willie Davis (OF)
Dec 5	Acquired Tommie Agee (OF) from the St. Louis Cardinals for Pete Richert (P)
Dec 6	Acquired Jimmy Wynn (OF) from the Houston Astros for Claude Osteen (P) and Dave Culppeper (P)
1974	
April 3	Acquired Pedro Guerrero (IF) from the Cleveland Indians for Bruce Ellingsen (P)
July 11	Acquired Gail Hopkins (1B) from the San Diego Padres for cash
1975	
Jan 29	Sold Von Joshua (OF) to the San Francisco Giants
May 2	Acquired Burt Hooton (P) from the Chicago Cubs for Geoff Zahn (P) and Eddie Solomon (P)
July 15	Sold Jim Brewer (P) to the California Angels
Nov 17	Acquired Dusty Baker (OF) and Ed Goodson (1B) from the Atlanta Braves for Jimmy Wynn (OF), Tom Paciorek (OF), Lee Lacy (OF) and Jerry Royster (IF)
1976	
March 2	Acquired Ted Sizemore (2B) from the St. Louis Cardinals for Willie Crawford (OF)
March 31	Acquired Ellie Rodriguez (C) from the California Angels for Jesus Alvarez (OF) and cash
June 15	Acquired Reggie Smith (OF) from the St. Louis Cardinals for Joe Ferguson (C), Bob Detherage (OF) and Fred Tisdale (P)
June 23	Acquired Elias Sosa (P) and Lee Lacy (OF) from the Atlanta Braves for Mike Marshall (P)
Dec 20	Acquired Johnny Oates (C) and Quincy Hill (P) from the Philadelphia Phillies for Ted Sizemore (IF)
1977	
Jan 11	Acquired Rick Monday (OF) and Mike Garman (P) from the Chicago Cubs for Bill Buckner (1B), Ivan DeJesus (SS) and Jeff Albert (P)
Feb 7	Acquired Hank Webb (P) and Dick Sanders (P) from the New York Mets for Rick Auerbach (SS)
Sept 2	Sold John Hale (OF) to the Toronto Blue Jays
Sept 2	Sold Henry Cruz (OF) to the Chicago White Sox
Sept 8	Sold Kevin Pasley (C) to the Seattle Mariners
Nov 23	Sold Dennis Lewallyn (P) to the Minnesota Twins
1978	
Jan 31	Sold Elias Sosa (P) to the Pittsburgh Pirates
May 17	Acquired Billy North (OF) from the Oakland Athletics for Glenn Burke (OF)
May 20	Acquired Larry Landreth (P) and Gerald Hannahs (P) from the Montreal Expos for Mike Garman (P)
July 1	Acquired Joe Ferguson (OF) and cash from the Houston Astros for Rafael Landestoy (SS) and Jeff Leonard
1979	
Feb 15	Acquired Gary Thomasson (OF) from the New York Yankees for Brad Gulden (C)
April 7	Acquired Jerry Reuss (P) from the Pittsburgh Pirates for Rick Rhoden (P)
May 11	Sold Lance Rautzhan (P) to the Milwaukee Brewers
May 11	Acquired Lerrin LaGrow (P) from the Chicago White Sox for cash
Dec 3	Sold Von Joshua (OF) to the San Diego Padres
1980	
July 11	Sold Charlie Hough (P) to the Texas Rangers
Sept 13	Acquired Dennis Lewallyn (P) from the Texas Rangers for Pepe Frias (SS)
1981	
March 30	Acquired Ken Landreaux (OF) from the Minnesota Twins for Mickey Hatcher (OF) and Matt Reeves (P)
Dec 9	Acquired Jorge Orta (OF), Larry White (P) and Jack Fimple (C) from the Cleveland Indians for Rick Sutcliffe (P) and Jack Perconte (2B)



Dusty Baker

All-Time Los Angeles Dodger Trades

1982

Jan 6 Acquired Paul Voigt (P) and Scotti Madison (C) from the Minnesota Twins for Bobby Castillo (P) and Bobby Mitchell (OF)
 Feb 8 Acquired Lance Hudson (2B) from the Oakland Athletics for Davey Lopes (2B)
 March 30 Acquired Bert Geiger (P) and Cecil Epsy (OF) from Chicago White Sox for Rudy Law (OF)
 April 28 Acquired Jose Morales (C) from the Baltimore Orioles for Leo Hernandez (3B)
 Oct 15 Sold Ted Power (P) to the Cincinnati Reds
 Dec 28 Acquired Pat Zachary (P) from the New York Mets for Jorge Orta (OF)

1983

Jan 20 Acquired Vance Lovelace (P) and Dan Cataline (OF) from the Chicago Cubs for Ron Cey (3B)
 March 28 Acquired Ivan Mesa (SS) from the Minnesota Twins for Tack Wilson (OF)
 March 29 Acquired Steve Walker (P), Jody Johnston (P) and cash from the New York Mets for Mark Bradley (OF)
 May 9 Acquired Rafael Landestoy (F) from the Cincinnati Reds for Brett Wise (P) and John Franco (P)
 Aug 19 Acquired Rick Honeycutt (P) from the Texas Rangers for Dave Stewart (P), Ricky Wright (P) and cash
 Dec 7 Acquired Joe Szeneley (C), Jose Torres (P) and John Serritella (P) from the Kansas City Royals for Joe Beckwith (P)
 Dec 8 Acquired Carlos Diaz (P) and Bob Ballor (F/OF) from the New York Mets for Sid Fernandez (P)

1985

Feb 4 Acquired Al Oliver (F) from the Philadelphia Phillies for Pay Zachry (P)
 July 9 Acquired Len Matuszek (F) from the Toronto Blue Jays for Al Oliver (F)
 July 10 Acquired Enos Cabell (F) from the Houston Astros for German Rivera (3B) and Rafael Montalvo (P)
 Aug 31 Acquired Bill Madlock (F) from the Pittsburgh Pirates for R.J. Reynolds (OF), Sid Bream (IB) and Cecil Epsy (F)
 Dec 11 Acquired Alex Trevino (C) from the San Francisco Giants for Candy Maldonado (OF)
 Dec 11 Acquired Ed Vande Berg (P) from the Seattle Mariners for Steve Yeager (C)

1986

Dec 10 Acquired Matt Young (P) from the Seattle Mariners for Dennis Powell (P) and Mike Watters (F)
 Dec 10 Acquired Tim Leary (P) and Tim Crews (P) from the Milwaukee Brewers for Greg Brock (IB)

1987

May 6 Acquired Orlando Mercado (C) and Brad Havens (P) from the Detroit Tigers for Balvino Galvez (P)
 May 22 Acquired John Shelby (OF) and Brad Havens (P) from the Baltimore Orioles for Tom Niedenfuer (P)
 June 19 Acquired Phil Garner (F) from the Houston Astros for Jeff Edwards (P)
 June 23 Acquired Bill Krueger (P) from the Oakland As for Tim Lincecum (P)
 Aug 17 Acquired Glenn Hoffman (F) from the Boston Red Sox for Billy Bartels (P)
 Aug 29 Acquired Tim Belcher (P) from the Oakland As for Rick Honeycutt (P)
 Sept 21 Acquired Mike Sharperson (F) from the Toronto Blue Jays for Juan Guzman (P)
 Dec 11 Acquired Alfredo Griffin (F), Jay Howell (P), and Jesse Orosco (P) in a three-team deal with the Oakland As and the New York Mets for Bob Welch (P), Jack Savage (P) and Matt Young (P)

1988

April 1 Acquired John Gibbons (C) from the New York Mets for Craig Shipley (F)
 Aug 16 Acquired John Tudor (P) from the St. Louis Cardinals for Pedro Guerrero (OF)
 Aug 31 Acquired Ricky Horton (P) from the Chicago White Sox for Shawn Hillegas (P)
 Oct 3 Acquired Jim Neidinger (P) from the Pittsburgh Pirates for Bill Krueger (P)
 Dec 4 Acquired Eddie Murray (IB) from the Baltimore Orioles for Juan Bell (F), Brian Holton (P), and Ken Howell (P)

1989

March 11 Acquired Mike Morgan (P) from the Baltimore Orioles for Mike Devereaux (OF)
 July 18 Acquired Kal Daniels (OF) and Lenny Harris (F) from the Cincinnati Reds for Mariano Duncan (F) and Tim Leary (P)
 July 18 Acquired Billy Bean (OF) from the Detroit Tigers for Domingo Michel (IB) and Steve Green (OF)
 Nov 9 Acquired Jeff Bittiger (P) from the Chicago White Sox for Tracy Woodson (F)
 Dec 20 Acquired Juan Samuel (F) from the New York Mets for Mike Marshall (OF) and Alejandro Peña (P)

1990

April 1 Acquired Terry Wells (P) from the Houston Astros for Franklin Stubbs (IB/OF)
 May 13 Acquired Stan Javier (OF) from the Oakland As for Willie Randolph (2B)
 Sept 13 Acquired Dennis Cook (P) from the Philadelphia Phillies for Darin Fletcher (C)
 Oct 1 Acquired Mike Wilkins (P) from the Detroit Tigers for Mike Muñoz (P)
 Dec 14 Acquired Greg Smith (F) from the Chicago Cubs for Jose Vizcaino (F)
 Dec 15 Acquired Bob Ojeda (P) and Greg Hansell (P) from the New York Mets for Hubie Brooks (OF)
 Dec 20 Acquired Bert Heffernan (C) from the Milwaukee Brewers for Darren Holmes (P)
 Dec 29 Acquired David Lynch (P) and Steve Allen (P) from the Texas Rangers for Jim Poole (P)

1991

July 3 Acquired Mitch Webster (OF) from the Pittsburgh Pirates for Jose Gonzalez (OF)
 July 31 Acquired Roger McDowell (P) from the Philadelphia Phillies for Mike Hartley (P) and Braulio Castillo (OF)
 Sept 6 Acquired Steve Wilson (P) from the Chicago Cubs for Jeff Hartsock (P)
 Nov 27 Acquired Eric Davis (OF) and Kip Gross (P) from the Cincinnati Reds for Tim Belcher (P) and John Wetteland (P)
 Dec 11 Acquired Rudy Seanez (P) from the Cleveland Indians for Dennis Cook (P) and Mike Christopher (P)
 Dec 11 Acquired Todd Benzinger (F) from the Kansas City Royals for Chris Gwynn (OF) and Domingo Mota (F)

1992

June 27 Acquired Mike Sodders (P) from the Chicago Cubs for Kal Daniels (OF)
 July 2 Acquired Steve Searcy (P) and Julio Peguero (OF) from the Philadelphia Phillies for Stan Javier (OF)
 Nov 17 Acquired Jody Reed (F) from the Colorado Rockies for Rudy Seanez (P)
 Dec 24 Acquired Tim Wallach (F) from the Montreal Expos for Tim Barker (F)

1993

Sept 7 Acquired John DeSiva (P) from the Detroit Tigers for Eric Davis (OF)
 Nov 17 Acquired Delino DeShields (2B) from the Montreal Expos for Pedro Martinez (P)
 Dec 27 Acquired Ron Coomer (3B) from the Chicago White Sox for Isidro Marquez (P)

1994

March 28 Acquired Al Osuna (P) from the Houston Astros for James Daspitt (P)
 June 16 Acquired Brian Barnes (P) from the Cleveland Indians for Eddie Lantigua (F)

1995

May 23 Acquired Joey Eischen (P) and Roberto Kelly (OF) from the Montreal Expos for Henry Rodriguez (OF) and Jeff Treadway (F)
 June 9 Acquired Kris Foster (P) from the Montreal Expos for Rafael Bournigal (F)
 June 19 Acquired Willie Banks (P) from the Chicago Cubs for Dax Winslett (P)
 July 31 Acquired Mark Guthrie (P) and Kevin Tapani (P) from the Minnesota Twins for Greg Hansell (P), Jose Parra (P) and Ron Coomer (F)
 Aug 18 Acquired Brett Butler (OF) from the New York Mets for Scott Hunter (OF) and Dwight Maness (OF)

All-Time Los Angeles Dodger Trades

Nov 29	Acquired Mike Blowers (3B) from the Seattle Mariners for Miguel Cairo (IF) and Willie Otanez (IF)
Dec 15	Acquired Rick Clelland (P) from the Montreal Expos for Omar Daal (P)
Dec. 17	Acquired Billy Brewer (P) from Kansas City for Jose Offerman (INF)
1996	
July 31	Acquired Chad Curtis (OF) from the Detroit Tigers for Joey Eischen (P) and John Cummings (P)
Aug 31	Acquired Dave Clark (OF) from the Pittsburgh Pirates for Carl South
Dec 9	Acquired Jeff Berblinger (IF) from the Detroit Tigers for Delvi Cruz and Juan Hernalz
1997	
Aug 9	Acquired Hal Garrett (P) from the Pittsburgh Pirates for Eddie Williams (IF)
Aug 12	Acquired Otis Nixon (OF) from the Toronto Blue Jays for Bobby Cripps
Aug 18	Acquired Eric Young (IF) from the Colorado Rockies for Pedro Astacio (P)
Aug 27	Acquired Darren Lewis (OF) from the Chicago White Sox for Chad Fonville (IF)
1998	
May 15	Acquired Bobby Bonilla (IF), Jim Eisenreich (OF), Charles Johnson (C), Gary Sheffield (OF), and Manuel Barrios (RHP) from the Florida Marlins for Mike Piazza (C), and Todd Zelle (IF)
June 4	Acquired Dave Mlicki (P) and Greg McMichael (P) from the New York Mets for Hideo Nomo (P) and Brad Clontz (P)
July 4	Acquired Jeff Shaw (P) from the Cincinnati Reds for Paul Konerko (IF) and Dennis Reyes (P)
July 10	Acquired Brian Bohanon (P) from the New York Mets for Greg McMichael (P)
July 23	Acquired Wlad Workman (P) from the San Diego Padres for Jim Bruske (P)
July 31	Acquired Mark Grudzielanek (IF), Carlos Perez (P), and Hiram Bocachica (IF) from the Montreal Expos for Wilton Guerrero (IF), Ted Lilly (P), Peter Bergeron (OF) and Jonathon Tucker (IF)
Oct 12	Acquired Scott Prouty (P) from the Seattle Mariners for Eric Weaver (P)
Nov 11	Acquired Mel Rojas (P) from the New York Mets for Bobby Bonilla (IF)
Dec 1	Acquired Todd Hundley (C) and Arnold Gooch (P) from the New York Mets for Charles Johnson (C) and Roger Cedeño (OF)
1999	
Jan 12	Acquired Joe Suttton (C) from the Chicago White Sox for Darren Hall (P)
April 16	Acquired Robinson Checo (P), Apostol Garcia (P) and Rick Roberts from the Detroit Tigers for Dave Mlicki (P) and Mel Rojas (P)
May 19	Acquired Doug Bochter (P) from the Toronto Blue Jays for cash
Nov 8	Acquired Shawn Green (OF) and Jorge Nuñez (F) from the Toronto Blue Jays for Raul Mondesi (OF) and Pedro Borbon (P)
Dec 12	Acquired Terry Adams (P), Chad Ricketts (P) and Brian Stephenson (P) from the Chicago Cubs for Ismael Valdes (P) and Eric Young (IF)
2000	
April 1	Acquired Kenny Lutz from the Cincinnati Reds for Juan Castro (IF)
June 13	Acquired Al Reyes (P) from the Baltimore Orioles for Alan Mills (P)
June 20	Acquired Jim Leyritz (C/OF) from the New York Yankees for Jose Vizcaino (IF)
July 26	Acquired Ismael Valdez (P) from the Chicago Cubs for Jamie Arnold (P) and Jorge Piedra (F/OF)
July 31	Acquired Tom Goodwin (OF) from the Colorado Rockies for Todd Hollandsworth (OF), Randy Dorame (P) and Kevin Gibbs (P)
Aug 6	Acquired Bruce Aven (OF) from the Pittsburgh Pirates for cash
2001	
Feb 25	Acquired Marquis Grissom (OF) and Ruddy Lugo (P) from the Milwaukee Brewers for Devon White (OF)
March 18	Acquired Gary Majewski (P), Andre Simpson (P), and Orlando Rodriguez (P) from the Chicago White Sox for Antonio Osuna (P) and Carlos Ortega (P)
March 28	Traded Mike Judd (P) to the Tampa Bay Devil Rays for a player to be named later
July 13	Acquired McKay Christensen (OF) from the Chicago White Sox for Wade Parrish (P)
July 26	Acquired James Baldwin (P) and cash from the Chicago White Sox for Jeff Barry (OF), Gary Majewski (P) and Onan Masaoka (P)
July 31	Acquired Terry Mulholland (P) from the Pittsburgh Pirates for Adrian Burnside (P) and Mike Fetters (P)
July 31	Acquired Mike Trombley (P) from the Baltimore Orioles for Kris Foster (P) and Geronimo Gil (C)
Nov 9	Acquired Omar Daal (P) from the Philadelphia Phillies for Jesus Cordero (P) and Eric Junge (P)
Dec 13	Acquired Cesar Izturis (F) and Paul Quantrill (P) from the Toronto Blue Jays for Luke Prokeco (P) and Chad Ricketts (P)
Dec 21	Acquired Dave Roberts (OF) from the Cleveland Indians for Christian Brudenbaugh (P) and Nial Hughes
2002	
Jan 15	Acquired Andrew Brown (P), Odalis Perez (P) and Brian Jordan (OF) from the Atlanta Braves for Gary Sheffield (OF)
March 23	Acquired Guillermo Mota (P) and Wilkin Ruan (OF) from the Montreal Expos for Matt Herges (P) and Jorge Nuñez (F)
July 22	Acquired Jobert Cabrera (IF/OF) from the Cleveland Indians for Lance Caracoli (P)
July 23	Acquired Tyler Houston (IF) and Brian Mallette (P) from the Milwaukee Brewers for Ben Diggins (P) and Shane Nance (P)
July 25	Acquired Tom Famer (P) and Jason Frasor (P) from the Detroit Tigers for Hiram Bocachica (F/OF)
July 28	Acquired Paul Shuey (P) from the Cleveland Indians for Francisco Cruzeta (P), Terry Mulholland (P) and Ricardo Rodriguez (P)
Dec 4	Acquired Todd Hundley (C) and Chad Hermansen (OF) from the Chicago Cubs for Mark Grudzielanek (IF) and Eric Karros (IF)
Dec 16	Acquired Derek Thompson (P) from the Chicago Cubs for cash
2003	
Jan 25	Acquired Daryle Ward (OF) from the Houston Astros for Ruddy Lugo (P)
Jan 27	Acquired Jason Romano (F/OF) from the Colorado Rockies for Luke Allen (OF)
July 14	Acquired Jeremy Burnitz (OF) from the New York Mets for Jose S. Diaz (P), Victor Diaz (IF) and Kole Strayhorn (P)
July 31	Acquired Robin Ventura (IF) from the New York Yankees for Bubba Crosby (OF) and Scott Proctor (P)
Dec 13	Acquired Jeff Weaver (P), Yneroy Brazoban (P) and Brandon Weeden (P) from the New York Yankees for Kevin Brown (P) and cash
2004	
March 29	Acquired Jason Grabowski (OF) from the Oakland Athletics for cash
March 30	Acquired Jayson Werth (OF) from the Toronto Blue Jays for Jason Frasor (P)
April 1	Acquired Cody Ross (OF) from the Detroit Tigers for Steve Colyer (P) and cash considerations.
April 3	Acquired Aaron Looper (P) and Ryan Ketchner (P) from the Seattle Mariners for Jobert Cabrera (IF)
April 3	Acquired Antonio Perez (IF) from the Tampa Bay Devil Rays for Jason Romano (OF)
April 4	Acquired Milton Bradley (OF) from the Cleveland Indians for Franklin Gutierrez (OF) and Andrew Brown (P)
July 30	Acquired Brad Penny (P), Hee-Seop Choi (IF) and Bill Murphy (P) from the Florida Marlins for Guillermo Mota (P), Paul Lo Duca (C) and Juan Encarnacion (OF)
July 31	Acquired Matt Memicki (P) from the Atlanta Braves for Tom Martin (P)
July 31	Acquired Brent Mayne (C) and Steve Finley (OF) from the Arizona Diamondbacks for Bill Murphy (P), Koyie Hill (C) and Reggie Abercrombie (OF)
July 31	Acquired Henri Stanley (OF) from the Boston Red Sox for Dave Roberts (OF)
Aug 19	Acquired Elmer Dessens (P) and cash from the Arizona Diamondbacks for Jereme Milons (OF)
2005	
Jan. 11	Acquired Dioner Navarro (C), William Juarez (P), Dan Muegge (P) and Beltran Perez (P) from Arizona for Shawn Green (OF) and cash
March 20	Acquired Jason Phillips (C) from the New York Mets for Kazuhisa Ishii (P)
March 30	Traded David Ross (C) to the Pittsburgh Pirates for cash considerations.
Aug. 9	Acquired Jose Cruz Jr. (OF) from the Boston Red Sox for a player to be named later (Tony Schragger, F)
Dec 13	Acquired Andre Ethier (OF) from the Oakland Athletics for Milton Bradley (OF) and Antonio Perez (IF)

All-Time Los Angeles Dodger Trades

2006

- Jan 4 Acquired Jae Seo (P) and Tim Hamulack (P) from the New York Mets for Duane Sanchez (P) and Steve Schroll (P)
- Jan 14 Acquired Darys Baez (P) and Lance Carter (P) from the Tampa Bay Devil Rays for Edwin Jackson (P) and Chuck Tiffany (P)
- April 24 Acquired a player to be named later from Cincinnati (Ben Kozlowski) for Cody Ross (OF)
- June 27 Acquired Mark Hendrickson (P), Toby Hall (C) and cash considerations from the Tampa Bay Devil Rays for Jae Seo (P), Dioner Navarro (C) and a player to be named later (Justin Ruggiano)
- July 23 Acquired B.J. LaMura (P) from the Chicago White Sox for Sandy Alomar Jr. (C)
- July 25 Acquired Elmer Dessens (P) from the Kansas City Royals for Odalis Perez (P), Blake Johnson (P), Julio Pimentel (P) and cash considerations
- July 28 Acquired Wilson Betemit (F) from the Atlanta Braves for Darys Baez (P), Willy Aybar (F) and cash considerations
- July 31 Acquired Greg Maddux (P) and cash considerations from the Chicago Cubs for Cesar Izturis (F)
- Acquired Julio Lugo (F) from the Tampa Bay Devil Rays for Joel Guzman (F/OF) and Sergio Pedrosa (OF)
- Aug. 31 Acquired Marion Anderson (F/OF) from the Washington Nationals with cash considerations for Jhonny Nuñez (P)

2007

- March 26 Acquired Brady Clark (OF) and cash considerations from the Milwaukee Brewers for Elmer Dessens (P)
- March 29 Acquired Thomas Perez (F) from the Chicago Cubs for future considerations
- July 31 Acquired Scott Proctor (P) from the New York Yankees for Wilson Betemit (F)
- Aug. 9 Acquired Mark Sweeney (F) from the San Francisco Giants for a player to be named later (Travis Denker, F) or cash

2008

- July 26 Acquired Casey Blake (F) and cash from the Cleveland Indians for Carlos Santana (C) and Jon Meloan (P)
- July 31 Acquired Manny Ramirez (OF) and cash considerations from the Boston Red Sox for Andy LaRoche (F) and Bryan Morris (P)
- Aug. 19 Acquired Greg Maddux (P) from the San Diego Padres for two players to be named later (Eduardo Perez (P) and Michael Watt (P))

2009

- July 30 Acquired George Sherrill (P) from the Baltimore Orioles in exchange for Steve Johnson (P) and Josh Bell (3B)
- Aug. 30 Acquired Ronnie Bellard (F) from the Washington Nationals in exchange for Luis Garcia (P) and a player to be named later (Victor Garate, P)
- Aug. 31 Acquired Jon Garland (P) from the Arizona Diamondbacks in exchange for cash considerations and a player to be named later (Tony Abreu, F)
- Aug. 31 Acquired Jim Thome (B) from the Chicago White Sox in exchange for Justin Fuller (F)

2010

- July 28 Acquired OF Scott Podsednik from the Kansas City Royals in exchange for Lucas May and Elsaul Pimentel (P)
- July 31 Acquired Ted Lilly (P) and Ryan Theriot (F) from the Chicago Cubs for Blake DeWitt (F), Kyle Smit (P) and Brett Wallace (C), acquired Octavio Dotel from the Pittsburgh Pirates for James McDonald (P) and Andrew Lamba (OF)
- Sept. 18 Traded Octavio Dotel (P) to the Colorado Rockies for a player to be named later (Anthony Jackson)
- Nov. 30 Acquired Blake Hawksworth (P) from the St. Louis Cardinals for Ryan Theriot (F)

2011

- July 12 Acquired Juan Rivera (OF) from the Toronto Blue Jays in exchange for a player to be named later or cash considerations
- July 31 Acquired Alex Castellanos (OF) from the St. Louis Cardinals in exchange for Rafael Furcal (SS) and cash
- July 31 Acquired Tim Federowicz (C), Stephen Fife (P) and Juan Rodriguez (P) from the Boston Red Sox for Trayvon Robinson (OF)
- Dec. 8 Acquired Tyler Henson (OF) and Jarrett Martin (P) from the Baltimore Orioles for Dana Eveland (P)

2012

- July 24 Acquired Hanley Ramirez (SS) and Randy Choate (P) from the Miami Marlins in exchange for Nathan Eovaldi (P) and Scott McGough (P)
- July 30 Acquired Brandon League (P) from the Seattle Mariners in exchange for minor leaguers Leon Landry (OF) and Logan Bawcom (P)
- July 31 Acquired Shane Victorino (OF) from the Philadelphia Phillies in exchange for Josh Lindblom (P), Ethan Martin (P) and Stefan Jarin (F)
- Aug. 3 Acquired Joe Blanton (P) from the Philadelphia Phillies in exchange for a player to be named later (RHP Ryan O'Sullivan)
- Aug. 25 Acquired Adrian Gonzalez (B), Carl Crawford (OF), Josh Beckett (P), Nick Punto (F) and cash from the Boston Red Sox in exchange for James Loney (B), Allen Webster (P), Ivan De Jesus (F), Rubby De La Rosa (P) and Jerry Sands (OF)

2013

- April 6 Acquired Ramon Hernandez (C) from the Colorado Rockies in exchange for Aaron Harang (P) and cash considerations
- July 2 Acquired Carlos Marmol (P) and cash considerations from the Chicago Cubs in exchange for Matt Guerrier (P) and cash considerations
- July 6 Acquired Riky Nolasco (P) from the Miami Marlins in exchange for Josh Wall (P), Steven Ames (P) and Angel Sanchez (P)
- July 31 Acquired Drew Butera (C) from the Minnesota Twins in exchange for a player to be named later (LHP Miguel Sulbaran) or cash
- Aug. 31 Acquired Michael Young (F) and cash considerations from the Philadelphia Phillies in exchange for Rob Rasmussen (P)

2014

- April 6 Acquired Colt Hynes (P) from Cleveland in exchange for Duke von Schamann (P)
- July 28 Acquired Darwin Barney (F) from the Chicago Cubs with cash considerations in exchange for a player to be named later (Jonathan Martinez, P)
- Aug. 7 Acquired Roberto Hernandez (P) from Philadelphia in exchange for two players to be named later (Victor Arano, P and Jesmuel Valentin, F) or cash considerations
- Aug. 9 Acquired Kevin Correia (P) from Minnesota in exchange for a player to be named later or cash considerations
- Nov. 17 Acquired Kyle Jensen (B) from Miami in exchange for Craig Stern (P)
- Nov. 20 Acquired Joel Peralta (P) and Adam Liberatore (P) from Tampa Bay for Jose Dominguez (P) and Greg Harris (P)
- Nov. 22 Acquired Mike Bolsinger (P) from Arizona in exchange for cash considerations
- Nov. 24 Acquired Juan Nicasio (P) from Colorado in exchange for Noel Cuevas (OF)
- Nov. 26 Traded Ryan Jackson (F) to Kansas City for cash considerations
- Dec. 2 Acquired Chris Heisey (OF) from Cincinnati in exchange for Matt Magill (P)
- Dec. 9 Traded Drew Butera (C) to the Angels for Matt Long (OF)
- Dec. 10 Acquired Austin Barnes (C), Chris Hatcher (P), Mike Hernandez (F) and Andrew Heaney from Miami for Dee Gordon (F), Dan Haren (P) and Miguel Rojas (F)
- Dec. 10 Acquired Howie Kendrick (F) from the Angeles in exchange for Andrew Heaney (P)
- Dec. 18 Acquired Yasmani Grandal (C), Joe Wieland (P) and Zach Eflin (P) from San Diego in exchange for Matt Kemp (OF) and Tim Federowicz (C)
- Dec. 18 Traded Jarrett Martin (P) to Milwaukee in exchange for Shawn Zarraga (C)
- Dec. 19 Acquired Jimmy Rollins (SS) from Philadelphia in exchange for Tom Windle (P) and Zach Eflin (P)

2015

- April 9 Acquired Ryan Webb (P), Brian Ward (C) and a 2016 competitive balance round B pick from Baltimore in exchange for Chris O'Brien (C) and Ben Rowen (P)
- May 23 Acquired Eric Surkamp (P) from the Chicago White Sox in exchange for Blake Smith (P)
- May 27 Acquired Alberto Callaspo (F), Juan Jaime (P), Eric Stults (P) and Ian Thomas (P) from Atlanta in exchange for Juan Uribe (3B) and Chris Withrow (P)



Brett Butler

All-Time Los Angeles Dodger Trades

July 30	Acquired Bronson Arroyo (P), Luis Avilan (P), Jim Johnson (P), Jose Peraza (F) and Alex Wood (P) from Atlanta and Mat Latos and Michael Morse (F/OF) from Miami in exchange for sending Zach Bird (P), Hector Olivera (F) and Pao Rodriguez (P) to Atlanta and Victor Araujo (P), Jeff Brigham (P) and Kevin Guzman (P) to Miami. Atlanta received a 2016 competitive balance round A pick from Miami
July 31	Acquired Jose Tabata and cash considerations from Pittsburgh in exchange for Michael Morse
Aug. 19	Acquired Chase Utley (F) and cash considerations from Philadelphia or Darnell Sweeney (OF/F) and John Richey (P)
Aug. 31	Acquired Justin Ruggiano (OF) from Seattle in exchange for a player to be named later or cash Acquired Chris Heisey (OF) from Toronto in exchange for a player to be named later or cash
Sept. 13	Acquired Jack Murphy (C) from Toronto in exchange for Darwin Barney (F)
Dec. 16	Acquired Micah Johnson (F), Frankie Montas (P) and Trayce Thompson (OF) from the Chicago White Sox for sending Brandon Dixon (F/OF), Jose Peraza (F) and Scott Schebler (OF) to Cincinnati. Cincinnati sent Todd Frazier (3B) to Chicago
Dec. 18	Acquired Tyler Olson (P) from Seattle in exchange for a player to be named later or cash
2016	
Jan. 12	Acquired Erick Mejia (F) from Seattle in exchange for Joe Wieland (P)
Jan. 12	Acquired Rob Segedin (F/OF) and a player to be named later or cash considerations from New York (AL) in exchange for Ronald Torreyes (NF) and Tyler Olsen (P)
April 10	Acquired James Ramsey (OF) and Zach Walters (F) from Cleveland in exchange for cash considerations
June 19	Acquired Chris Taylor (F) from Seattle in exchange for Zach Lee (P)
June 30	Acquired Bud Norris (P), Dian Toscano (OF), Alec Grosser (P) and cash considerations from Atlanta in exchange for Philip Pfeiffer (P) and Caleb Dirks (P)
Aug. 1	Acquired Josh Reddick (OF) and Rich Hill (P) from Oakland in exchange for Jharel Cotton (P), Grant Holmes (P) and Frankie Montas (P); acquired Jesse Chavez (P) and cash considerations from Toronto in exchange for Mike Bolsinger (P); acquired Josh Fields (P) from Houston in exchange for Yordan Alvarez (F)
Aug. 25	Acquired Carlos Ruiz (C) and cash considerations from Philadelphia in exchange for A.J. Ellis (C), Tommy Bergians (P) and a player to be named later or cash considerations
Nov. 7	Acquired Vidal Nuno (P) from Seattle in exchange for Carlos Ruiz (C)
Nov. 11	Acquired Darin Ruf (OF) and Darnell Sweeney (OF) from Philadelphia for Howie Kendrick (F/OF)
2017	
Jan. 13	Acquired future considerations from the Atlanta Braves for Micah Johnson (F)
Jan. 23	Acquired Logan Forsythe (2B) from Tampa Bay in exchange for Jose DeLeon (P)
Jan. 25	Acquired Brett Eibner (OF/F) from the Oakland Athletics in exchange for Jordan Tarsovich (3B)
Jan. 30	Acquired cash considerations from the Cleveland Indians for Carlos Frías (P)
Feb. 19	Acquired Ryan Moseley (P) from the Baltimore Orioles in exchange for Vidal Nuno (P)
March 1	Acquired Drew Jackson (F) and Aneuryis Zabala (P) from the Seattle Mariners in exchange for Chase DeJong (P)
April 10	Acquired Joe Gunkel (P) from the Baltimore Orioles for future considerations
May 28	Acquired future considerations from the Cincinnati Reds in exchange for Darnell Sweeney (OF/F)
June 2	Acquired Jason Wheeler (P) from the Minnesota Twins in exchange for cash considerations
July 2	Acquired international bonus pool money from the Baltimore Orioles in exchange for Jason Wheeler (P)
July 11	Acquired Todd Cunningham (OF) from the St. Louis Cardinals in exchange for cash considerations
July 22	Traded Sergio Romo (P) to the Tampa Bay Rays in exchange for future considerations
July 28	Acquired Luke Farrell (P) from the Kansas City Royals in exchange for cash considerations
July 31	Acquired Yu Darvish (P) from the Texas Rangers in exchange for Willie Calhoun (OF/F), Brendon Davis (F) and AJ Alexy (P)
July 31	Acquired Yu Watson (P) from the Pittsburgh Pirates in exchange for Oneil Cruz (F) and Angel German (P)
July 31	Acquired Tony Cingrani (P) from the Cincinnati Reds in exchange for Scott Van Slyke (OF/B) and Hendrick Clementina (C/B)
Aug. 15	Traded Chris Hatcher (P) to the Oakland Athletics for international bonus pool money
Aug. 18	Acquired Curtis Granderson (OF) and cash considerations from the New York Mets in exchange for Jacob Rhame (P)
Nov. 20	Traded Josh Ravin (P) to the Atlanta Braves in exchange for cash considerations
Dec. 16	Acquired Matt Kemp (OF) from the Atlanta Braves in exchange for Charlie Culberson (F), Adrian Gonzalez (1B), Scott Kazmir (P) and Brandon McCarthy (P)
2018	
Jan. 2	Acquired Dylan Baker from the Milwaukee Brewers for cash considerations
Jan. 4	Acquired Scott Alexander (P) and Jake Peter (F) in exchange for Trevor Oatis (P) and Joakim Soria (P) in a three-team deal with the Royals and White Sox
March 31	Acquired Brevic Valera (F) from the St. Louis Cardinals in exchange for Johan Mises (OF)
April 2	Acquired Jesus Liranzo (P) from the Baltimore Orioles for Luis Ysla (A)
April 17	Acquired Ariel Hernandez (P) from the Cincinnati Reds in exchange for Ibandel Isabel (F) and Zach Neal (P)
April 18	Acquired cash considerations from the Arizona Diamondbacks in exchange for Tyler Pili (P)
April 23	Acquired Logan Salvo (P) from the Oakland Athletics in exchange for Wilmer Font (P)
June 1	Acquired cash considerations from the Miami Marlins in exchange for Peter O'Brien (OF)
July 4	Acquired Dylan Floro (C), Zach Neal (P) and international bonus slot money from the Cincinnati Reds in exchange for James Marinaro (P) and Aneuryis Zabala (P)
July 18	Acquired Manny Machado (SS) from the Baltimore Orioles in exchange for Yusniel Diaz (OF), Breyvic Valera (F), Ryan Bannon (F), Dean Kremer (P) and Zach Pop (P)
July 31	Acquired Brian Dozier (F) from the Minnesota Twins in exchange for Logan Forsythe (F), Devin Smeltzer (P) and Luke Reley (F/OF)
July 31	Acquired John Axford (P) from the Toronto Blue Jays in exchange for Corey Copping (P)
Aug. 31	Acquired David Freese (F) from the Pittsburgh Pirates in exchange for Jesus Valdez (F)
Aug. 31	Acquired Ryan Madson (P) from the Washington Nationals in exchange for Andrew Ister (P)
Nov. 1	Acquired Justin Yurchak (F) from the Chicago White Sox in exchange for Manny Banuelos (P)
Nov. 21	Acquired Drew Finley (P) and cash considerations from the New York Yankees in exchange for Tom Locastro (F)
Nov. 28	Acquired Adam McCreery (P) from the Atlanta Braves in exchange for cash considerations
Dec. 21	Acquired Homer Bailey (P), Jeter Downs (F) and Josiah Gray (P) from the Cincinnati Reds in exchange for Kyle Farmer (F/C), Matt Kemp (OF), Yasiel Puig (OF) and Alex Wood (P)
2019	
Jan. 8	Acquired Jaime Schultz (P) from Tampa Bay for Caleb Sampen (P)
Jan. 11	Traded for Russel Martin (C) and cash from Toronto in exchange for Ronny Brito (F) and Andrew Sopko (P)
May 10	Traded Travis d'Arnaud (C) to Tampa Bay
May 10	The Chicago White Sox purchased Paulo Orlando (OF) from the Los Angeles Dodgers
July 3	Acquired Casey Sadler (P) from Tampa Bay for Nathan Witt (P)
July 12	Traded Adam McCreery (P) to the Los Angeles Angels
July 12	Traded Josh Thole (C) to the Los Angeles Angels
July 17	Traded Justin Grimm (P) to the Cincinnati Reds
July 25	Acquired Tyler White (F) from Houston for Andre Scrubb (P)
July 29	Acquired Zac Rosscup (P) from the Seattle Mariners
July 29	Acquired Kristopher Negron (F) from the Seattle Mariners in exchange for Daniel Castro
July 31	Traded Rooky Gale (C) to Tampa Bay
July 31	Acquired Jedd Gyorko (F), cash and international bonus slot money from St. Louis for Jeffrey Abreu (P) and Tony Cingrani (P).

All-Time Los Angeles Dodger Trades

<p>July 31 Aug. 9</p> <p>2020</p> <p>Feb. 10 Feb. 10 Feb. 15 Aug. 31 Dec. 2 Dec. 29</p> <p>2021</p> <p>Feb. 12 Feb. 12 May 15 June 17 July 10 July 21 July 29 July 30 Aug. 31 Nov. 22</p> <p>2022</p> <p>March 18 March 28 April 1 June 20 July 30 Aug. 1 Aug. 2 Aug. 2 Aug. 2 Dec. 14 Dec. 15</p>	<p>Acquired Adam Kolarek (P) from Tampa Bay in exchange for Niko Hulsizer (OF). Purchased Jose Lobaton (C) from the Seattle Mariners.</p> <p>Traded Kenta Maeda (P) and Jair Camargo (C) and cash to Minnesota for Brusdar Graterol (P) and Luke Raley (OF) Traded for Mookie Betts (OF) and David Price (P) from Boston for Alex Verdugo (OF), Connor Wong (C) and Jeter Downs (IF) Traded Kyle Garlick (OF) to Philadelphia for Tyler Gilbert (P) Traded Ross Stripling (P) to Toronto for Kendal Williams (P) Traded for Corey Knebel (P) from Milwaukee for Leo Crawford (P) Acquired Garrett Cleavinger (P) from Philadelphia and traded Dillon Paulson (1B) to Tampa Bay in three-team exchange</p> <p>Traded for Alex Vesia (P) and Kyle Hurt (P) from Miami for Dylan Floro (P) Traded for Sheldon Neuse (3B) and Gus Varland (P) from Oakland for Adam Kolarek (P) and Cody Thomas (OF) Traded for Yoshitomo Tsutsugo (1B) from Tampa Bay for a player to be named late or cash considerations Traded for Kelvin Bautista (P) from Texas for Dennis Santana (P) Traded Hugo Beltran (P) to Baltimore for cash Traded for Billy McKinney (OF) from New York for Carlos Rincon (P) Traded for Danny Duffy (P) and cash from Kansas City for player to be named later (Zach Willeman (P)) Traded for Max Scherzer (P) and Trea Turner (SS) from Washington for Gerardo Carrilo (P), Josiah Gray (P), Donovan Casey (OF) and Keibert Ruiz (C) Traded for Andrew Vasquez (P) from Minnesota for Stevie Berman (C) Traded Billy McKinney (OF) and Zach Reks (OF) to Texas for cash considerations</p> <p>Traded for Tanner Dodson (P) from Tampa Bay for Luke Raley (OF) Traded for River Ryan (P/OF) from San Diego for Matt Beaty (OF) Traded for Craig Kimbrel (P) from Chicago for AJ Pollock (OF) Traded for Trayce Thompson (OF) from Detroit for cash considerations Traded for Chris Martin (P) from Chicago for Zach McKinstry (OF) Traded for German Tapia (OF) from Tampa Bay for Garrett Cleavinger (P) Traded for Nick Frasso (P) and Moises Brito (P) from Toronto for Mitch White (P) and Alex De Jesus (IF) Traded for Joey Gallo (OF) from New York for Clayton Beeter (P) Traded for Jake Lamb (OF) from Seattle for cash considerations Traded for JP Feyerelsen (P) from Tampa Bay for Jeff Belge (P) Traded for Yonny Hernandez (IF) from Oakland for cash considerations</p>
---	---

Dodgers Triple Plays

Date	Opponent	Score	Inning	Positions
May 21, 1890	Cincinnati	W, 19-4	--	2B-1B
May 29, 1890	Chicago	W, 8-4	--	Ss-2B-1B-C
May 26, 1893	At Baltimore	L, 1-6	--	2B-C-3B-Ss
May 29, 1897	At Pittsburgh	L, 7-9	--	Cf-Ss
May 22, 1901	St. Louis	W, 5-4	2	Ss-1B-3B-C
July 16, 1906	At Cincinnati	L, 6-7	7	2B-Ss-1B-C
Sept. 3, 1908	At Philadelphia	L, 1-6	--	P-2B-1B
April 28, 1910	At Boston	W, 10-3	7	Rf-1B-3B-C-3B
Oct. 4, 1911	New York	L, 0-2	9	1B-2B-3B
June 3, 1912	Cincinnati	L, 4-7	8	Ss-C-3B-2B
Sept. 1, 1921	New York	W, 5-1	5	3B-Ss
June 14, 1926	St. Louis	W, 8-5	7	Ss-2B
May 18, 1929	At Philadelphia	W, 20-16	5	1B-Ss
May 25, 1929	Philadelphia	W, 5-3	8	Ss-1B-2B
Aug. 9, 1930	At St. Louis	L, 3-4	4	Rf-2B
May 13, 1932	At Cincinnati	W, 5-3	3	Ss-2B-1B
June 1, 1939	Chicago	W, 3-2 (14)	12	3B-2B-3B-C
Aug. 6, 1944	Boston	L, 7-8	7	2B-C-1B-Ss
April 26, 1949	Boston	W, 5-2	3	Lf-2B-1B
June 15, 1996	At Atlanta	W, 6-2	1	Ss-2B-1B
June 13, 1998	Colorado	L, 2-4	5	P-Ss-2B-3B
April 15, 2012	Padres	W, 5-4	9	C-3B-Ss-1B

This Date In Dodger History

- January 1, 2008:** The Dodgers enter their first-ever float in the Rose Parade, marking the beginning of a year-long celebration of the team's 50th anniversary in Los Angeles.
- January 1, 2014:** Vin Scully serves as the Grand Marshal of the Rose Parade.
- January 5, 1982:** Dodger announcer Vin Scully is elected to the Hall of Fame.
- January 10, 1984:** Don Drysdale is elected to the Hall of Fame.
- January 17, 1958:** The Dodgers complete arrangements to play home games in the Los Angeles Memorial Coliseum for the 1958 and 1959 seasons.
- January 19, 1972:** Sandy Koufax becomes the youngest member to be elected to the Hall of Fame at the age of 36.
- January 23, 1962:** Jackie Robinson is elected to the Hall of Fame just days shy of his 43rd birthday.
- January 29, 1967:** Former Dodger President and General Manager Branch Rickey is elected into the Hall of Fame.
- January 29, 2004:** Frank McCourt becomes the fourth owner of the Los Angeles Dodgers.
- February 1, 1988:** The Dodgers sign free agent outfielder Kirk Gibson.
- March 1, 2009:** The Dodgers play their first-ever game at Camelback Ranch-Glendale
- March 2, 2005:** Hall of Famer Jackie Robinson is honored posthumously by receiving the Congressional Gold Medal during ceremonies in the rotunda of the United States Capitol building in Washington, DC.
- March 4, 1912:** Groundbreaking ceremonies are held for the construction of Ebbets Field.
- March 8, 1966:** Casey Stengel is elected to the Hall of Fame.
- March 11, 1953:** Holman Stadium in Vero Beach is dedicated to Bud L. Holman. The Dodgers beat the Philadelphia Athletics, 4-2, in front of 5,532.
- March 15, 1970:** Peter O'Malley becomes president of the Dodgers, succeeding his father, Walter, who assumes the position of chairman of the board.
- March 15, 2008:** The Dodgers host the Padres at Wukesong Stadium in Beijing, in Major League Baseball's first-ever game on Chinese soil.
- March 17, 2008:** The Dodgers play their last Spring Training game at Holman Stadium in Vero Beach, FL. Vero Beach hosted the Dodgers during Spring Training for 60 years.
- March 21, 1987:** The Dodgers dedicate Campo Las Palmas in the Dominican Republic, a camp designed for young Latin players to help further the growth of baseball.
- March 22, 2014:** The Dodgers opened the 2014 season at the Sydney Cricket Ground in Sydney, Australia, with their first-ever regular-season games played outside of North America, defeating the Diamondbacks 3-1.
- March 22, 2017:** The United States wins its first World Baseball Classic, defeating Puerto Rico, 8-0, in the final held at Dodger Stadium in front of 51,565 fans.
- March 28, 2018:** Clayton Kershaw makes his eighth consecutive Opening Day start, a Dodger franchise record
- March 28, 2019:** Dodgers clubbed a Major League record eight homers on Opening Day, and tied a franchise record for homers in a game (also, 5/22/2002 at MIL) and clubbed an MLB record eight homers on Opening Day, surpassing the 2018 Chicago White Sox (6) and the 1988 New York Mets (6) for most all-time in the opener.
- March 29, 2008:** A Guinness World Record 115,300 fans watch the Dodgers take on the Boston Red Sox in an exhibition at the Los Angeles Memorial Coliseum that raises more than \$2 million dollars for ThinkCure!, the team's official charity.
- March 31, 2011:** Don Mattingly picks up his first win as Dodger Manager as Los Angeles defeats San Francisco 2-1 on Opening Day at Dodger Stadium.
- April 2, 1962:** The California Angels and Los Angeles Dodgers play their first game ever against each other, as the Angels edge the Dodgers, 6-5 and begin the Freeway Series.
- April 3, 2016:** Rookie manager Dave Roberts wins his first Major League game as a Dodger, 15-0, over the San Diego Padres, the largest Opening Day victory in Dodgers' history.
- April 3, 2006:** A Dodger Stadium regular season-record crowd of 56,000 fans sees the Dodgers face the Braves on Opening Day.
- April 5, 1913:** Ebbets Field opens as 25,000 fans see the Brooklyn Dodgers, behind Nap Rucker, beat New York, 3-2, in an exhibition game. Casey Stengel hits the first home run in the new ballpark.
- April 6, 2005:** The Dodgers are recognized by *Guinness World Records* Book as having registered the "Highest Cumulative Attendance for a Baseball Franchise."
- April 7, 1969:** Bill Singer is credited with the first official save in baseball history
- April 8, 1994:** Atlanta Braves' Kent Mercker no-hits the Dodgers, 6-0, becoming the fifth opposing pitcher to no-hit the Dodgers since they came to Los Angeles and is only the second no-hitter by an opponent at Dodger Stadium. Dodger rookie pitcher Chan Ho Park also makes his history Major League debut, pitching the ninth inning.
- April 8, 2015:** Adrian Gonzalez became the first player in Major League history to slug five home runs in his team's first three games of the season.
- April 9, 1913:** The Brooklyn Dodgers play their first regular-season game at Ebbets Field as Nap Rucker blanks Philadelphia, 1-0.
- April 9, 1981:** Fernando Valenzuela makes his first Major League start, substituting for Jerry Reuss, on Opening Day and blanks the Astros, 2-0.
- April 10, 1962:** Dodger Stadium opens with 52,564 fans in attendance to see the Dodgers and Reds, with Cincinnati winning, 6-3.
- April 11, 2016:** The Dodgers and the city of Los Angeles dedicate Vin Scully Avenue in honor of Hall of Famer Vin Scully, who completed his 67th and final season in the broadcast booth for the Dodgers in 2016.
- April 11, 1947:** Jackie Robinson becomes the first African-American player to sign a Major League contract as he does so with the Brooklyn Dodgers.
- April 11, 1962:** Jim Gilliam homers and Sandy Koufax goes the distance as the Dodgers beat the Reds, 6-2 in the club's first win at Dodger Stadium.
- April 13, 1954:** Future Hall of Famer Walter Alston makes his debut as a Dodger manager, the first of 23 consecutive seasons with the club.
- April 13, 2012:** Aaron Harang establishes a franchise record by striking out nine consecutive Padre hitters, breaking Johnny Podres' old mark. He finished the night with 13 Ks in 6.1 innings, tying his career high for strikeouts (Sept. 29, 2007) and became the first Dodger pitcher in the last 90 seasons to have 13 or more strikeouts in a game when pitching fewer than 7.0 innings.
- April 13, 2022:** Clayton Kershaw fires 7 perfect innings in the 1st start of his 2022 season before being pulled after throwing just 80 pitches over 7 innings. He struck out 13 of the 21 batters he faced on the day
- April 13, 2009:** In the club's home opener, Orlando Hudson becomes the second L.A. Dodger to hit for the cycle and the first since Wes Parker in 1970. The contest against the Giants was Hudson's first home game as a Dodger.
- April 14, 1964:** Sandy Koufax tosses a 4-0 shutout over the Cardinals in the only Opening Day start of his career.
- April 15, 1947:** Jackie Robinson plays his first Major League game, thus becoming the first African-American player to play in the Majors.
- April 15, 2009:** At 21 years and 27 days, left-hander Clayton Kershaw becomes the youngest pitcher in L.A. Dodger history to strike out at least 13 batters in game, when he fans 13 against the Giants.
- April 15, 2017:** A first-of-its-kind statue dedicated to Jackie Robinson is unveiled on the Reserve Level at Dodger Stadium, commemorating the 70th anniversary of his Major League debut.
- April 16, 1983:** Playing for the Padres at Dodger Stadium, former Dodger Steve Garvey appears in his 1,118th consecutive Major League game to set a NL record.
- April 18, 1950:** Vin Scully joins Red Barber and Connie Desmond in the broadcast booth.
- April 18, 1958:** Before a crowd of 78,672 at the Coliseum, the Dodgers play their first game in Los Angeles and defeat the San Francisco Giants, 6-5.
- April 19, 1890:** The Dodgers (a.k.a. Bridegrooms) play their first National League game at Washington Park and lose to the Boston Braves, 15-9.



Ebbets Field

This Date In Dodger History

- April 19, 1956:** In the first Dodger game played at Roosevelt Stadium in New Jersey, Roy Campanella collects his 1,000th Major League hit.
- April 21, 1890:** The Dodgers win their first National League game with a 7-6 decision over the Braves.
- April 21, 1967:** After 737 games in Los Angeles, Dodger fans experience the first rainout since the club's move West.
- April 22, 1958:** The first night game in Los Angeles is played at the Coliseum as the Dodgers defeat the Chicago Cubs, 4-2.
- April 23, 1958:** Pee Wee Reese plays in his 2,000th game and Gil Hodges hits his 300th homer.
- April 24, 1962:** Sandy Koufax ties his own team record by striking out 18 Cubs in a 10-2 victory.
- April 25, 1976:** Rick Monday of the Cubs saves the American flag as he rescues it from two dissidents who try to burn it in the Dodger Stadium outfield. The following season, Monday begins an eight-year career with the Dodgers.
- April 27, 1891:** The Dodgers play their first home game at Eastern Park, the second of seven ballparks they would call home in franchise history.
- April 27, 1929:** Brooklyn Dodgers relief pitcher Clise Dudley becomes the first player to hit a home run on the first Major League pitch thrown to him.
- April 28, 1985:** Fernando Valenzuela sets a MLB record of 41 consecutive innings without allowing an earned run to start the season.
- April 29, 2017:** L.A. hits back-to-back-to-back home runs (Yasiel Puig, Cody Bellinger and Justin Turner) to tie the game in the ninth inning against the Phillies, the first time a big league team hit three consecutive home runs to tie the game since the Dodgers accomplished the same feat in 2006.
- April 30, 2014:** The Dodgers reached 10,000 wins with a 6-4 victory over the Twins.
- April 30, 2012:** Matt Kemp rips his 12th home run of the month, setting a new Dodger franchise record for homers in April
- April 30, 2011:** Andre Ethier goes 2-for-4 to set a Major League record for the longest all-time April hitting streak at 26 games, passing Joe Torre's old mark of 22 games set in 1971.
- April 30, 2022:** Clayton Kershaw strikes out Spencer Torkelson in the 4th inning of his start against the Detroit Tigers. In doing so, he records his 2,697th career strikeout, passing Don Sutton to become the all-time strikeout leader in Dodgers franchise history
- May 1, 1920:** The Dodgers and the Boston Braves play 26 innings -- the longest in Major League history only to tie the Boston Braves, 1-1. Dodger pitcher Leon Cadore pitches all 26 innings, including 20 consecutive scoreless innings.
- May 2, 2012:** The new Dodger ownership group that includes Mark R. Walter as its controlling partner, as well as Earvin "Magic" Johnson, Peter Guber, Stan Kasten, Bobby Patton and Todd Boehly are introduced to the media and fans at a news conference at Dodger Stadium. On May 5 at Wrigley Field, the Dodgers 5-1 victory over the Cubs becomes the first win in the Guggenheim Baseball Management era.
- May 2, 2021:** AJ Pollock (8) and Matt Beaty (7) become the first Dodger teammates in franchise history to both drive in 7+ runs in the same game in a 16-4 win in Milwaukee
- May 3, 2017:** Vin Scully is inducted into the Dodgers' Ring of Honor, becoming the first non-uniformed member of the organization to be recognized with an official retirement ceremony
- May 4, 2018:** Walker Buehler, Tony Cinigrani, Yirmi Garcia and Adam Liberatore combine for a no-hitter against the San Diego Padres 4-0 in a game played on foreign soil in Monterrey, Mexico
- May 6, 2009:** The Dodgers establish a modern-day record by winning their 13th consecutive home game to start the season and also tie a Dodger Stadium record for the club's longest home winning streak in the ballpark's 47-year history.
- May 6, 2011:** Andre Ethier picks up three hits at New York-NL to extend his hitting streak to 30 games, the second-longest run in franchise history. He would go 0-for-4 the next day, bringing the streak, which started on April 2, to an end.
- May 7, 1959:** A Major League-record 93,103 fans salute Roy Campanella as the Dodgers and Yankees play an exhibition game in the Los Angeles Coliseum.
- May 7, 1970:** Wes Parker becomes the first L.A. Dodger to hit for the cycle in a game against the New York Mets.
- May 11, 1963:** Sandy Koufax pitches a no-hitter against the San Francisco Giants and the Dodgers win, 8-0.
- May 12, 1956:** In the first no-hitter to be nationally televised, Carl Erskine blanks the Giants, 3-0, and records his second no-hitter.
- May 13, 1958:** Charlie Neal's opposite-field home run becomes the first to clear the right field fence at the Coliseum
- May 13, 1991:** Mike Scioscia catches his 1,219th game as a Dodger to become the all-time leader in games caught in L.A. history.
- May 13, 2004:** After singing the National Anthem and God Bless America prior to the game against the Cubs, Jose Lima turned in the longest relief outing of his career, posting 5.2 scoreless innings.
- May 14, 1968:** Don Drysdale starts his 58 consecutive scoreless inning streak with a 1-0 shutout of the Cubs.
- May 17, 2008:** Chan Ho Park, Hong-Chih Kuo, and Takashi Saito are the first trio of pitchers from different Asian countries to pitch all nine innings of a big league game.
- May 20, 1972:** In the fastest game ever at Dodger Stadium (one hour, 30 minutes), Al Downing two-hits Houston, 3-0.
- May 21, 2008:** Hiroki Kuroda and Takshi Saito are the first Japanese starter and reliever to record the win and the save in the same big league game.
- May 23, 2002:** Shawn Green becomes the 14th player in Major League history to hit four home runs in a game as the Dodgers rout Milwaukee, 16-3. Green sets a Major League record with 19 total bases and ties a Major League mark scoring six runs. The club sets a new team record with eighth home runs.
- May 24, 1973:** Willie Davis becomes the first Los Angeles Dodger to get six hits in a 16-inning game against the New York Mets.
- May 25, 2014:** Josh Beckett tosses his first career no-hitter against the Phillies at Citizens Bank Park and the 21st no-hitter in franchise history.
- May 26, 1971:** Maury Wills singles in the fifth inning vs. San Francisco for the 2,000th hit of his career.
- May 27, 1957:** The Dodgers and Giants are granted permission to move to the West Coast by National League club owners.
- May 28, 2001:** Paul Lo Duca ties a Dodger record by recording six hits against Colorado as they outlast the Rockies, 7-6, in 11 innings. Shawn Green has four hits, including the game-winner.
- May 30, 1962:** Maury Wills homers right-handed and left-handed in a game as the Dodgers sweep a doubleheader against the Mets.
- May 31, 1968:** Don Drysdale's consecutive scoreless streak continues when umpire Harry Wendelstedt rules Giants' Dick Dietz did not attempt to get out of the way of Drysdale's bases-loaded pitch (streak ends on June 8 at 58.2 innings pitched).
- June 1, 1955:** Duke Snider becomes the first Dodger to hit three homers in a game on two separate occasions when he does it for the second time at Ebbets Field against the Braves.
- June 3, 2016:** Corey Seager launches three solo home runs, becoming the first Dodger rookie to hit three in a game. Seager was the first rookie shortstop in MLB history to have a three-homer game and the sixth youngest player overall to accomplish the feat.
- June 3, 1958:** Voters elect to allow the Dodgers to purchase land in Chavez Ravine for the new stadium.
- June 3, 1983:** Second baseman Steve Sax and catcher Dave Sax become the first brothers to start in the same game for the Dodgers in a contest against the New York Mets.
- June 3, 1989:** The Dodgers play their longest game in team history, seven hours and 14 minutes, but lose to the Houston Astros, 5-4, in an L.A.-record 22



On June 4, 1972, (Left To Right) Hall Of Famers Jackie Robinson, Roy Campanella And Sandy Koufax Become The First Players To Have Their Uniform Numbers Retired By The Dodgers. Ceremonies Were Held During Oldtimers Day Festivities At Dodger Stadium.

This Date In Dodger History

innings. The Dodger use a team-record nine pitchers, including infielder Jeff Hamilton.

- June 4, 1972:** Jackie Robinson (42), Roy Campanella (39) and Sandy Koufax (32) have their uniform numbers retired at Dodger Stadium.
- June 4, 1964:** Sandy Koufax throws his third no-hitter, the only one on the road, by fanning 12 Philadelphia batters and winning, 3-0.
- June 4, 1990:** Ramon Martinez strikes out 18 Atlanta batters in a 6-0 win over the Braves to tie the Dodger record of Sandy Koufax.
- June 5, 1977:** Walter Alston, Dodger manager for 23 years, has his number (24) retired.
- June 8, 1955:** Pitcher Tommy Lasorda is optioned to the Dodgers' Triple-A affiliate Montreal to make room on the club for Sandy Koufax.
- June 9, 1952:** Dodger broadcaster Vin Scully has his star placed on the Hollywood Walk of Fame.
- June 10, 1975:** Davey Lopes steals second base against Montreal to begin his MLB-record string of 38 consecutive stolen bases.
- June 12, 2005:** Hee-Seop Choi slugs three home runs vs. Minnesota, marking the 16th time in franchise history that a player has accomplished that feat and the first Major League of Asian descent to go deep three times in a game. He would hit three more homers over the next two games for a total of six in three games, becoming just the 12th player in Major League history to accomplish that feat.
- June 13, 2014:** Clayton Kershaw starts his 41.0 consecutive scoreless innings streak with a 4-3 victory over the Diamondbacks.
- June 14, 1995:** Hideo Nomo breaks a 41-year-old Dodger rookie record as he records 16 strikeouts in an 8-5 victory over the Pirates. The franchise mark was previously held by Karl Spooner, who had 15 in a 1954 game vs. the New York Giants.
- June 15, 1938:** A crowd of 38,748 at Ebbets Field watches the first night game in New York (Reds' Johnny Vander Meer no-hitter).
- June 18, 1997:** Hideo Nomo and Shigetoshi Hasegawa become the first Japanese players to appear in the same Major League game as the Dodgers and Angels square off in Interleague Play.
- June 18, 2004:** In their first-ever regular-season visit to Dodger Stadium, the Yankees fall to the Dodgers, 6-3, before the third-largest regular-season crowd in Dodger Stadium history (55,207).
- June 18, 2014:** Clayton Kershaw throws his first career no-hitter, becoming the 22nd Dodger to throw a no-hitter against the Colorado Rockies at Dodger Stadium. Struck out career-high 15 batters in an 8-0 victory and the 15 strike outs were the most ever for a Dodger in a no-hitter and the most by any pitcher in Major League history that did not allow a runner to reach base via hit, walk or hit by pitch.
- June 19, 1938:** The legendary Babe Ruth dons a Dodger uniform for the first time as a coach and takes batting practice with the team.
- June 19, 1952:** Carl Erskine pitches the first of his two no-hitters as he defeats Chicago, 5-0.
- June 19, 1973:** Willie Davis hits a home run for his 2,000th Major League hit against Atlanta.
- June 20, 2016:** Kenley Jansen sets the Dodger franchise save record with his 162nd career save in a 4-1 victory over the Washington Nationals.
- June 20, 2008:** The Dodgers receive a star on the Hollywood Walk of Fame. The star sits on Hollywood Boulevard, near Highland.
- June 23, 1973:** The Dodger infield of Steve Garvey, Davey Lopes, Bill Russell and Ron Cey begins its 8 1/2 years together as they start the second game of a doubleheader against the Reds.
- June 24, 1947:** Jackie Robinson steals home for the first of a Major League-record 19 times as a Dodger.
- June 24, 1955:** Sandy Koufax makes his Major League debut
- June 25, 1984:** Bill Russell becomes the L.A. Dodger leader in games played with 1,953. He went on to play in 2,181 games.
- June 25, 2017:** Kenley Jansen records his 51st strikeout before walking his first batter in his 31st game of the season, a Major League record of strikeouts to start a season without issuing a walk.
- June 27, 1980:** Pitcher Jerry Reuss no-hits the San Francisco Giants, 8-0, at Candlestick Park.
- June 28, 2008:** The Dodgers beat the Angeles, 1-0, despite getting no-hit for the 19th time in franchise history.
- June 29, 1990:** Fernando Valenzuela becomes the first Dodger in 10 years to throw a no-hitter as he blanks the Cardinals, 6-0.
- June 30, 1962:** Sandy Koufax throws the first of his four no-hitters, and the first in Los Angeles, blanking the New York Mets, 5-0, at Dodger Stadium.
- June 30, 2013:** Yasiel Puig completes his historic first month in the Majors with a four-hit game to reach 44 hits in his first calendar month in the big leagues, establishing a Dodger rookie record and placing second all-time by a player in his first career month behind only Joe DiMaggio's 48 in May 1936. Puig and DiMaggio are the only players in MLB history with at least 40 hits and four home runs in their first calendar month in the Majors.
- July 1, 1990:** More than 80 former Dodgers converge on Dodger Stadium to participate in the Equitable Oldtimers Game and celebrate the team's 100th Anniversary.
- July 1, 2014:** Clayton Kershaw's 41.0 consecutive scoreless innings streak ends with a 2-1 victory over the Padres. Tied for the fifth longest streak with Luis Tiant, who did it in 1968, during the expansion era.
- July 2, 1958:** A crowd of 66,485 pushes the Dodgers over the one million mark for the first time in the West as they draw 1,016,285 in just 35 games.
- July 2, 2002:** Eric Gagné reaches the 30-save mark faster than any other pitcher as he preserves a 4-0 victory over the Arizona Diamondbacks.
- July 3, 1974:** Mike Marshall extends his Major League record by appearing in his 13th consecutive game and saves his 11th in a 4-1 win over the Reds.
- July 3, 2004:** Eric Gagné converts his 84th consecutive save opportunity, setting the Major League record before finally having the streak snapped two days later.
- July 3, 2007:** Takashi Saito recorded his 47th save in his first 50 big league save opportunities, becoming the first Major League pitcher to accomplish the feat.
- July 4, 1959:** Maury Wills becomes the Dodger shortstop when he is called up from the minors to replace Don Zimmer, who had injured his foot.
- July 4, 1980:** Don Sutton sets a Dodger record by pitching his 52nd career shutout, 4-0, over the Giants.
- July 5, 1991:** In a 4-1 loss to the Braves, Dodger catcher Gary Carter collects his 2,000th career hit.
- July 6, 1912:** The cornerstone for Ebbets Field is set.
- July 6, 1942:** Leo Durocher becomes the first Dodger to manage in the All-Star Game.
- July 6, 1955:** Sandy Koufax makes his first Major League start.
- July 6, 1980:** Duke Snider has his uniform No. 4 retired in pregame ceremonies.
- July 8, 1949:** History is made as Don Newcombe, an African-American pitcher, faces Hank Thompson, an African-American batter from the Giants.
- July 8, 1980:** The 51st All-Star Game takes place at Dodger Stadium before 56,088 fans and Jerry Reuss gets the win in a 4-2 National League victory.
- July 8, 2005:** Jeff Kent registers his 2,000th career hit, a single off Roger Clemens, becoming the 66th player in Major League history to combine 300 home runs with 2,000 hits.
- July 9, 1996:** Mike Piazza is named MVP of the All-Star Game in Philadelphia. Before family and friends, Piazza drives in two runs with a 445-foot home run and a double. He is the first Dodger to win MVP honors since Steve Garvey in 1978.
- July 10, 2021:** Dodgers match their franchise record with 8 HRs in a 22-1 victory over the Arizona Diamondbacks. That 21-run margin sets a new Los Angeles Dodger record for largest margin of victory in a game.
- July 11, 1978:** With a pair of hits and two RBI in the All-Star Game, Steve Garvey is named the MVP for the second time in four years.
- July 13, 1954:** Manager Walter Alston manages in his first of a record nine All-Star Game appearances.
- July 13, 2022:** Dodgers rally from 6 runs down, scoring 7 runs over the final 3 innings of the game to come away with a 7-6 win. The 6 run comeback victory was their largest since August of 2016 and ties their largest comeback since the team moved to Los Angeles
- July 14, 1995:** Ramon Martinez tosses a no-hitter, blanking the Marlins, 7-0. Martinez strikes out eight and faces one batter over the minimum.
- July 15, 2017:** Rookie Cody Bellinger hits for the third cycle in Los Angeles Dodger history, joining Wes Parker (1970) and Orlando Hudson (2009).
- July 15, 2017:** Alex Wood becomes the first Dodger to go 14 consecutive starts without a loss to begin a season since Rick Orlando (19) in 1976.
- July 15, 2022:** Clayton Kershaw takes a perfect game into the 8th inning in Anaheim in his last start before the All-Star break. Luis Rengifo breaks up the bid for a perfect game with a leadoff double in the 8th but Kershaw still manages to complete 8 shutout innings to earn the victory.
- July 17, 1976:** Hall of Famer Walter Alston wins his 2,000th game as a manager as the Dodgers edge the Chicago Cubs, 5-4.
- July 18, 1978:** Don Sutton picks up his 200th career win as he bests the Pirates, 7-2.
- July 19, 2022:** Dodger Stadium hosts the 92nd MLB All-Star Game. The NL roster features 5 Dodgers, including Clayton Kershaw, who is named the starting pitcher for the NL team. The AL would ultimately win the game 3-2.
- July 20, 1970:** Bill Singer, recently recovered from hepatitis, throws the only Dodger no-hitter in the '70s, as he blanks the Phillies, 5-0, at Dodger

This Date In Dodger History

Stadium.

- July 21, 1956:** Hall of Famer Pee Wee Reese gets his 2,000th career hit
- July 21, 2002:** Dave Hansen breaks Manny Mota's club career pinch-hitting mark with his 107th off the bench against the San Francisco Giants.
- July 23, 1962:** Jackie Robinson is inducted into the Baseball Hall of Fame.
- July 23, 1974:** As a write-in candidate, Steve Garvey makes the NL All-Star squad and is named MVP as he gets two hits and drives in a run.
- July 23, 2020:** At 22 years, 321 days, Dustin May became the youngest Dodger pitcher to make an Opening Day start since Fernando Valenzuela in 1983. He joined Valenzuela, Hal Gregg and Henry Schmidt as the only Dodger rookies to make an Opening Day start and first since Valenzuela in 1981.
- July 25, 2014:** Yasiel Puig ripped three triples against the Giants, becoming the first Dodger to accomplish this feat since Jimmy Sheppard, who did so on Opening Day in 1901.
- July 26, 1985:** Pedro Guerrero reaches base safely for the 14th consecutive at-bat vs. Cubs to set a Dodger record, two shy of Ted Williams' Major League mark.
- July 26, 1998:** Longtime Dodger pitcher Don Sutton and Dodger broadcaster Jaime Jarrín are inducted into the Hall of Fame.
- July 26, 2007:** Brad Penny defeats the Rockies at Coors Field, running his record to 13-1 on the year and making him the first starting pitcher in Los Angeles Dodger history to win 13 of his first 14 decisions.
- July 28, 1991:** Pitcher Dennis Martinez of the Montreal Expos becomes the first opponent in Dodger Stadium history and only the second hurler in stadium history to toss a perfect game as he sets down 27 straight Dodgers before a crowd of 45,560.
- July 29, 1996:** Tommy Lasorda announces his retirement as Dodger manager.
- July 31, 1974:** Ron Cey drives in a then-L.A. Dodger-record eight runs, including two three-run homers in a 15-4 win over the Padres.
- July 31, 1984:** The Dodgers play host to the 1984 Olympic Summer Games baseball competition. Teams from eight countries participate in the demonstration tournament with Japan defeating the USA in the finals.
- July 31, 2008:** The Dodgers acquire future Manny Ramirez in a trade-deadline deal. Ramirez would put together two of the best months in Dodger history, hitting .396 with 17 home runs, 53 RBI and a .743 slugging percentage
- July 31, 2022:** James Outman becomes the 1st player in Dodgers history to produce 3 hits (including a HR), total 3 RBI and score 2 runs in their MLB debut. The biggest of those 3 hits was a 2-run HR off of German Marquez in what was the 1st AB of his MLB career. He's the 8th Dodger in franchise history to homer in his 1st AB
- August 1, 1890:** "Oyster" Burns becomes the first Dodger to hit for the cycle in a 20-1 win over Pittsburgh.
- August 1, 2019:** Clayton Kershaw passed Sandy Koufax with the 2,397th strikeout of his career to become the Dodgers' all-time strikeout leader as a left-handed pitcher.
- August 2, 1981:** Jackie Robinson becomes the first baseball player ever depicted on a United States postage stamp.
- August 2, 2019:** Cody Bellinger became the fastest Dodger (401 games) to reach 100 home runs on against the Padres. He surpassed Mike Piazza, who accomplished the feat in 422 games.
- Aug 2, 2022:** Hall of Fame broadcaster Vin Scully passes away at the age of 94. Widely considered the best to ever do it, Scully was the voice of the Dodgers for 67 seasons, beginning in 1950 and ending with his retirement in 2017
- August 3, 1962:** Don Drysdale wins his 20th game with an 8-3 victory over Chicago, making it the earliest date for a National League pitcher since 1918.
- August 5, 1979:** Don Sutton becomes the Dodgers' all-time strikeout leader with his 2,487th career strikeout in an 8-1 win over the San Francisco Giants.
- August 5, 2013:** The Dodgers beat the Cardinals, 3-2, for their franchise-record 15th consecutive road victory. The streak, which ran from June 25-Aug. 5, tied for the fourth-longest single-season road winning streak in MLB history.
- August 5, 1969:** Pittsburgh's Willie Stargell hits what is considered the longest home run at Dodger Stadium, a blast of 506 feet and six inches over the Right Field Pavilion.
- August 6, 2017:** By winning 43 of 50 games, the Dodgers post the best 50-game stretch in the Major Leagues since 1912.
- August 7, 1972:** Sandy Koufax is inducted into Baseball's Hall of Fame.
- August 7, 1979:** Manny Mota ties Smokey Burgess' all-time pinch-hit record of 144 hits with a single against the Houston Astros.
- August 8, 2003:** Eric Gagné sets a Major League record by converting his 39th consecutive save to start a season.
- August 9, 1975:** Davey Lopes steals his 32nd consecutive base against the New York Mets, breaking Max Carey's Major League mark.
- August 11, 1951:** The first game of a doubleheader with the Braves is the first Major League contest to be broadcast in color.
- August 13, 1982:** Against San Francisco, Steve Sax steals his 41st base to break Rudy Law's Dodger record for stolen bases by a rookie.
- August 14, 1998:** Don Sutton's uniform number 20 is retired against the Atlanta Braves at Dodger Stadium. He becomes the 10th player or manager in franchise history to receive this honor.
- August 15, 2006:** The Dodgers defeat the Florida Marlins for their 17th victory in 18 games, marking the first time they accomplished that feat since May/June 1899 when the team was still known as the Brooklyn Superbas.
- August 17, 1992:** Kevin Gross records the only no-hitter of the MLB season and the first one of his career blanking the Giants, 2-0.
- August 18, 2001:** Against the New York Mets, Shawn Green drives in his 100th RBI, becoming the first L.A. Dodger left-handed hitter to reach the century mark in RBI.
- August 18, 2013:** The Dodgers cap off a stretch of 42 wins in 50 games with a 5-0 shutout win over Philadelphia
- August 20, 2020:** Clayton Kershaw passed Don Drysdale for second on the Dodgers all-time strikeout list
- August 22, 2016:** The Dodgers hit seven homers, including four in one inning in an 18-9 victory over the Cincinnati Reds
- August 23, 1958:** Gil Hodges cracks his 14th career grand slam and the first in Los Angeles Dodger history
- August 23, 1989:** In a 22-inning marathon the Dodgers defeat the Expos, 1-0, on Rick Dempsey's homer in the top of the 22nd. It was the Dodgers' second 22-inning game of the season. Dodger broadcaster Ross Porter sets a mark by calling all 22 innings on his own.
- August 24, 1974:** Davey Lopes steals an L.A. Dodger-record five bases against the St. Louis Cardinals. It gave him a Major League-record 38 consecutive stolen bases, though he was later caught stealing to end the streak.
- August 25, 2012:** The Dodgers acquire Adrian Gonzalez, Josh Beckett, Carl Crawford and Nick Punto from the Red Sox in arguably the biggest trade in franchise history. In his first game, Gonzalez belts a three-run homer at Dodger Stadium in his very first at-bat.
- August 25, 2012:** Andre Ethier breaks Ron Cey's 35-year-old Los Angeles Dodger franchise record with 10 consecutive hits from Aug. 22-25 and tied the franchise record set by Brooklyn Robin Edward Konetchy on June 28-July 1, 1919
- August 26, 1939:** With Hall of Famer Red Barber broadcasting at Ebbets Field, the Dodgers play the Reds in the first baseball game ever to be televised.
- August 27, 2016:** Corey Seager hits his 23rd homer of the season, breaking Glenn Wright's 86-year-old record for home runs by a Dodger shortstop.
- August 27, 1988:** Tommy Lasorda gets his 1,000th victory as a Dodger skipper when the Dodgers defeat the Philadelphia Phillies, 4-2.
- August 28, 1945:** Dodger President Branch Rickey tells Jackie Robinson that he has been chosen as the first African-American to play in the Major Leagues.
- August 28, 2002:** Eric Gagné sets a new single-season franchise record for saves with his 45th of the year.
- August 29, 2006:** For the first time in franchise history, the Dodgers start and end a game with a home run, as Rafael Furcal leads off the contest with a homer vs. Cincinnati and Ramon Martinez's 16th-inning walk-off homer ends the game.
- August 30, 2019:** Clayton Kershaw passes Sandy Koufax for victories in franchise history with his 166th career victory.
- August 31, 1950:** Gil Hodges hits a club-record four home runs and also gets a single against the Boston Braves.
- August 31, 1959:** Sandy Koufax ties a Major League record as he strikes out 18 Giants
- September 1, 1890:** The Dodgers and Pittsburgh play in the first-ever Major League tripleheader and the Dodgers win all three games.
- September 2, 1979:** Manny Mota gets his 145th career pinch-hit, breaking Smokey Burgess' all-time record.
- September 2, 2003:** Eric Gagné sets a Major League record by recording his 55th consecutive save
- September 3, 1975:** Steve Garvey starts his Dodger-record consecutive games playing streak in a game at Cincinnati.

This Date In Dodger History

September 4, 1966: The Dodgers become the first team in the history of baseball to draw two million fans both at home and on the road in the same season as they beat the Reds, 8-6, in Cincinnati.

September 6, 1981: With his seventh shutout, Fernando Valenzuela ties an NL record for shutouts in a rookie season

September 7, 2016: For the first time in franchise history, the Dodgers have a rookie starter record the win in four consecutive games (Jose De Leon, Kenta Maeda, Ross Stripling and Brock Stewart).

September 7, 2001: Shawn Green puts himself in the record books as he belts two home runs against the St. Louis Cardinals to become the Dodgers all-time single-season leader with 44. He goes on to hit 49 that season to set the club record.

September 7, 2004: Robin Ventura hits a pinch-hit grand slam homer, the 18th grand slam of his career to move him into third place on the all-time Major League list.

September 8, 2004: One day after Robin Ventura cracked a pinch-hit grand slam, Olmedo Saenz did the same thing, marking the first time in Major League history that a team had pinch-hit grand slams in back-to-back games.

September 9, 1965: Sandy Koufax pitches a perfect game and his fourth no-hitter with a 1-0 win over the Chicago Cubs at Dodger Stadium. There is only one hit in the game (by Lou Johnson), a Major League record.

September 11, 1947: At age 21, Ralph Branca becomes the youngest Dodger 20-game winner as he defeats the Cardinals, 4-3.

September 12, 1947: The *Sporting News* names Jackie Robinson Rookie of the Year.

September 12, 2000: Dave Hansen hits his Major League-record seventh pinch-hit home run of the season off Arizona's Curt Schilling and breaks Johnny Frederick's 1932 mark of six.

September 13, 1925: Dazzy Vance throws a no-hitter against the Phillies only five days after one-hitting them.

September 14, 1993: Mike Piazza hits his 29th and 30th homers, setting a new Major League rookie record for catchers

September 15, 1978: The Dodgers become the first team to record over three million in attendance, as they draw 47,188 for a Don Sutton shutout against Atlanta to put them at 3,011,368 for the season.

September 15, 2009: Andre Ethier hits a two-run walk-off homer off Pittsburgh's Phil Dumatrait in the 13th inning to tie a Major League record with four walk-off home runs in a season.

September 15, 2015: The Dodgers were involved in a record-setting game against the Rockies, where MLB records were set for most combined players (58) and most combined pitchers (24) in a game. Los Angeles set a franchise record by using 11 pitchers and 28 total players (tied record, also: Sept. 13, 1982 vs. Padres) in the 5-4 loss in 16 innings.

September 16, 1957: In a historic move, the Los Angeles City Council agrees to a contract with the Dodgers in which the city will sell them 300 acres in Chavez Ravine.

September 17, 1996: Hideo Nomo throws his first no-hitter as he blanks the Colorado Rockies, 9-0, at Coors Field. It is the 20th no-hitter in franchise history.

September 17, 2010: Don Mattingly is announced as the ninth manager in Los Angeles Dodger history, effective at the end of the season. Mattingly also becomes the 27th skipper in franchise history.

September 18, 2006: Trailing 9-5 against San Diego in the bottom of the 9th inning, the Dodgers tie a Major League record with four consecutive homers by Jeff Kent, J.D. Drew, Russell Martin and Marlon Anderson, marking just the 4th time in history the feat had been accomplished. The four homers in an inning equaled the franchise record. After falling behind 10-9 in the 10th inning, Nomar Garciaparra hits a walk-off, two-run homer in the bottom of the frame, the team's 7th home run of the game to tie their Dodger Stadium record.

September 19, 2013: The Dodgers clinch their 12th NL West championship, their earliest clinching date since moving to LA.

September 20, 1961: The Dodgers defeat the Cubs, 3-2, in the last game played at the Coliseum, as Sandy Koufax fans 15 and Norm Sherry hits the last home run there.

September 20, 1993: Dave Hansen sets a new Dodger single-season record with his 18th pinch-hit of the year against Cincinnati.

September 20, 2018: Matt Kemp's 20th homer of the season sets an NL record as the Dodgers boast seven players with at least 20 or more homers on the year

September 22, 1957: Duke Snider hits the final Dodger home run at Ebbets Field.

September 22, 2017: Cody Bellinger hits his 39th home run of the year, setting the National League rookie home run record.

September 22, 2018: Yasmani Grandal's homer at Dodger Stadium against the Padres sets a new club record for team home runs in single season at 222, breaking the record for the second consecutive season. LA finishes the year with a National League-leading 235 home runs

September 22, 2019: The Dodgers set a new single-season attendance record, drawing 3,974,309 (49,066 average) in 81 home games

September 23, 1962: Maury Wills steals his 97th base to break Ty Cobb's Major League record.

September 23, 2008: Manny Ramirez's two-run double in the first inning makes him just the second player (Carlos Beltran, 2004) in Major League history to record 50 RBI in both leagues in the same season.

Sept 23, 2022: Albert Pujols connects on 2 HRs in a blowout 11-0 Cardinals win over the Dodgers. The 2nd of those 2 HRs is the 700th of his career – making him just the 4th member of the 700-HR club. He joins Barry Bonds, Hank Aaron & Babe Ruth as the only hitters to hit 700+ HRs in their MLB careers

September 24, 1929: Johnny Frederick belts his Major League rookie-record 52nd double in an 8-6 loss to the Phillies. It still remains a Dodger record.

September 24, 1957: The Dodgers play their last game ever at Ebbets Field as Danny McDevitt shuts out the Pirates, 2-0.

September 25, 2016: Hall of Fame broadcaster Vin Scully calls his final game at Dodger Stadium, a dramatic 10th inning walk-off homer by Charlie Culberson to clinch the 2016 National League West title for a franchise record setting fourth consecutive season.

September 24, 2009: Matt Kemp becomes the first Dodger in franchise history with at least 25 homers, 100 RBI and 30 stolen bases in a season.

September 25, 1965: Sandy Koufax breaks Bob Feller's Major League record of 348 strikeouts for the season and goes on to post a 2-0 shutout over St. Louis.

September 25, 1997: Mike Piazza collects three hits against Colorado to give him 195, breaking the Major League record for most hits in a season by a player whose normal position is catcher.

September 25, 2008: The Dodgers clinch their 10th division title when an afternoon loss by Arizona gives them the NL West championship. Los Angeles reaches the playoffs for the third time in five seasons, the fourth time they have done that in L.A. Dodger history.

Los Angeles Clinching Dates

Year	Date	Opponent	Game No.
2022	Sept. 13	at Arizona	140=
2020	Sept. 23	Oakland	56**
2019	Sept. 10	at Baltimore	146
2018	Oct. 1	Colorado	163
2017	Sept. 22	San Francisco	154
2016	Sept. 25	Colorado	156
2015	Sept. 29	at San Francisco	157
2014	Sept. 24	San Francisco	159
2013	Sept. 19	at Arizona	153
2009	Oct. 3	Colorado	161
2008	Sept. 25	San Diego	159
2006	Sept. 30	at San Francisco	161+
2004	Oct. 2	San Francisco	161
1996	Sept. 27	San Diego	160+
1995	Sept. 30	at San Diego	143*
1988	Sept. 26	at San Diego	157
1985	Oct. 2	at Atlanta	158
1983	Sept. 30	San Francisco	160
1981	Won first half of split-season		
1978	Sept. 23	San Diego	155
1977	Sept. 20	at San Francisco	151
1974	Oct. 1	at Houston	161
1966	Oct. 2	at Philadelphia	162
1965	Oct. 2	Milwaukee	161
1963	Sept. 24	New York Mets	158
1959	Sept. 29	Milwaukee	156
+ NL Wild Card * 144-game season			
**60-game season			

This Date In Dodger History

- September 25, 2019:** Kenley Jansen recorded his 300th career save on Sept. 25 against the Padres. He became the 30th pitcher in MLB history to record 300 saves and is one of six pitchers in MLB history with 300 saves with the same team, joining Mariano Rivera (Yankees, 652), Trevor Hoffman (Padres, 552), Dennis Eckersley (A's, 320), Troy Percival (Angels, 316) and Jeff Montgomery (Royals, 304).
- September 27, 2004:** Adrian Beltre hits a grand slam off Colorado's Shawn Estes to tie Mike Schmidt for the most home runs in a single season by a third baseman in Major League history (48).
- September 27, 2013:** Clayton Kershaw tosses 60 scoreless innings against Colorado to wrap up his third consecutive MLB ERA title (1.83).
- September 28, 1962:** Maury Wills steals his 104th base of the season, after breaking Ty Cobb's big league record (96) on Sept. 23.
- September 28, 1963:** Tommy Davis gets two hits and finishes with a .326 batting average and becomes the youngest player (24) to win two consecutive National League batting crowns.
- September 28, 1988:** Orel Hershiser pitches his 59th consecutive scoreless inning, as he throws 10 shutout innings against the San Diego Padres, and breaks Don Drysdale's 1968 Major League mark of 58 consecutive scoreless innings.
- September 28, 2006:** At Coors Field in Denver, rookie James Loney hits two home runs and has an L.A. Dodger record-setting nine RBI, which ties Gil Hodges for the franchise single-game record.
- September 28, 2011:** Matt Kemp slugs his 39th and final home run of the season in the club's final game, becoming the first Dodger ever to lead the NL in home runs, RBI (126) and runs scored (115).
- Sept 28, 2022:** Dodgers pitchers toss a shutout in a 1-0 victory over the Padres to secure their franchise-record 107th win of the season. They would go on to win 4 more games to finish up the 2022 season with a franchise-best 111 wins
- September 29, 1976:** Tommy Lasorda is named to succeed Walter Alton as manager of the Dodgers.
- September 29, 2000:** Gary Sheffield ties Duke Snider's club record of 43 home runs in a season with a home run in San Diego.
- September 29, 2006:** Takashi Saito registers his 23rd save of the season to set the franchise rookie record. The next day, he notches No. 24 to extend the mark for saves by a rookie to 24.
- September 29, 2015:** The Dodgers defeat San Francisco, 8-0, behind Clayton Kershaw's one-hitter, claiming its third consecutive and 14th overall NL West title, marking the first time in franchise history that the team reached the postseason in three straight seasons.
- September 29, 2019:** The Dodgers win their franchise record 106 game of the season, boasting the best record in the NL and winning their seventh straight title. The Dodgers won the Division by a 21 games, whis is the largest margin in franchise history and the largest margin in the National League West.
- September 30, 1956:** The Dodgers defeat Pittsburgh, 8-6, for the NL title as Don Newcombe wins his 27th game of the season.
- September 30, 1984:** Against San Francisco, Bill Russell plays in his 2,000th game as a Dodger.
- September 30, 2007:** The Dodgers set a single-season franchise record for paid attendance with 3,857,036.
- October 1, 1974:** The Dodgers clinch the National League West title with an 8-5 win over Houston. Don Sutton wins his 19th game, Mike Marshall appears in a record 106th game and the Dodgers reach 100 wins for the second time in Los Angeles.
- October 1, 1990:** Right-hander Ramon Martinez becomes the youngest Dodger to win 20 games since Ralph Branca in 1947 as he defeats the Padres, 2-1. In the process he completes his 12th game and finishes as the Major League leader.
- October 1, 1993:** Mike Piazza sets a new Dodger rookie record for RBI as he drives in his 107th run of the year against San Francisco breaking the mark of 106 held by Del Bisenette since 1928.
- October 1, 2017:** The Dodgers finish with a 104-58 regular season record, the best in the NL since 1974 and the best in Los Angeles history.
- October 1, 2018:** The Dodgers clinch their sixth consecutive NL West title, needing a 5-2 victory over the Rockies in Game 163 to secure the crown
- October 2, 1953:** In a classic pitcher's duel, Carl Erskine strikes out 14 Yankees, including Mickey Mantle four times, setting a then-World Series single-game record as the Brooklyn Dodgers defeat New York, 3-2, in Game 3 of the World Series.
- October 2, 1955:** Duke Snider becomes the first Major Leaguer to have four homers in a World Series when he belts two in Game 5, helping the Dodgers to a 5-3 victory over the Yankees
- October 2, 1963:** Dodger pitcher Sandy Koufax goes the distance in Game 1 of the World Series, limiting the Yankees to six hits and striking out 15 for a then-World Series single-game record as Los Angeles defeats New York, 5-2.
- October 2, 1965:** Sandy Koufax strikes out 15 Milwaukee Braves on two days rest to bring his season total to 382. It is his 26th win, as the Dodgers clinch the National League flag.
- October 2, 1966:** Sandy Koufax gets his 27th win at Philadelphia to give the Dodgers back-to-back pennants.
- October 2, 1977:** With Dusty Baker's 30th homer on the final day of the season against Houston at Dodger Stadium, the Dodgers set an ML record by having four players on the same team to hit 30 or more home runs in a season. Ron Cey, Reggie Smith and Steve Garvey are the others.
- October 2, 1985:** The Dodgers clinch the NL West as the Dodgers beat Atlanta, 9-3, and Cincinnati wins in San Diego.
- October 2, 2004:** Steve Finley's walk-off grand slam clinches the NL West for the Dodgers, erasing a 3-0 deficit in the bottom of the ninth inning against the Giants. It was the Dodgers' 10th grand slam of the year, marking a new franchise single-season record.
- October 3, 1916:** The Dodgers clinch their first-ever World Series appearance as they beat the Giants, 9-6, for the NL pennant.
- October 3, 1947:** Cookie Lavagetto breaks up Yankee starting pitcher Bill Bevens' no-hitter in the ninth inning with a two-out, two-run double helping the Dodgers steal Game 4 of the World Series from New York, 3-2.
- October 3, 1951:** Bobby Thomson's dramatic game-winning home run gives the New York Giants a 5-4 victory over the Dodgers in the deciding playoff game for the National League pennant.
- October 3, 1962:** Maury Wills steals three bases against the Giants to give him a then-Major League single-season record 104.
- October 3, 1999:** Mark Grudzielanek finishes the season with a .326 average, the highest by a National League shortstop since Hall of Famer Arky Vaughan batted .335 for the 1936 Pittsburgh Pirates.
- October 3, 2009:** The Dodgers clinch their 11th NL West title with a 5-0 win over Colorado, capturing consecutive division crowns for the first time since 1977-78.
- October 3, 2021:** Dodgers defeat the Brewers 10-3 in season finale to extend their home win streak to a Los Angeles Dodger record 15 games. The win – their 106th of the season – also ties the franchise record for most wins in a single season.
- October 4, 1913:** First baseman Jake Daubert is named the National League Most Valuable Player.
- October 4, 1955:** Johnny Podres shuts out the New York Yankees, 2-0, in Game 7 of the World Series giving the Dodgers their first-ever World Championship. Sandy Amoros makes a spectacular game-saving catch in the sixth inning, turning a Yogi Berra line drive into a double play.
- October 4, 1959:** The Dodgers beat the Chicago White Sox, 3-1, in the first World Series game ever played in Los Angeles before the first of three straight 90,000-plus crowds at the Coliseum.
- October 4, 2008:** With a 3-1 victory over the Chicago Cubs in Game 3 of the NLDS, the Dodgers win their first postseason series in 20 years.
- October 4, 2015:** Clayton Kershaw strikes out seven against the Padres to record 301 strikeouts in his final start of the season, becoming the first MLB pitcher to reach 300 strikeouts since 2002 and ranking the fourth highest single-season total in franchise history.
- October 4, 2018:** L.A. wins Game 4 of the NLDS against the Atlanta Braves to advance to the NLCS for the third straight year, a franchise record
- October 5, 2001:** In the longest nine-inning game in Major League history, four hours and 27 minutes, the Dodgers outlast the Giants, 11-10. Barry Bonds belts his record-breaking 71st home run off Chan Ho Park.
- October 6, 1920:** Burleigh Grimes tosses the first World Series shutout by a Dodger, blanking the Cleveland Indians, 3-0.
- October 6, 1959:** The largest World Series crowd ever, 92,706 attends Game 5 at the Los Angeles Coliseum.
- October 6, 1963:** The Dodgers complete a four-game sweep over the New York Yankees to win the World Series title.
- October 6, 2021:** Chris Taylor hits a walk-off 2-run HR in the bottom of the 9th to defeat the St. Louis Cardinals in the National League Wild Card game
- October 7, 2016:** Dave Roberts and Washington Nationals' Manager Dusty Baker become the first African-American managers to face each other in

This Date In Dodger History

MLB postseason history.

- October 7, 1978:** Bill Russell's 10th inning single scores Ron Cey as the Dodgers clinch their second straight NL pennant with a 4-3 victory over the Phillies in Game 4 of the NLCS.
- October 7, 2013:** Juan Uribe's dramatic two-run, eighth inning home run gives the Dodgers a 4-3 come-from-behind win over Atlanta to clinch the NLDS. Juan Uribe became the second player in Dodger history to hit a behind-to-ahead home run in the seventh inning or later of a postseason game.
- October 8, 1957:** Dodger President Walter O'Malley announces the club's westward move to Los Angeles.
- October 8, 1959:** Larry Sherry pitches five scoreless innings in relief as the Dodgers win their first World Championship in Los Angeles with a 9-3 win over Chicago.
- October 8, 2009:** Pinch-hitter Mark Loretta hits a walk-off bases-loaded single to give the Dodgers a 3-2 win over St. Louis in Game 2 of the NLDS for the fourth game-ending hit in Los Angeles Dodger postseason history.
- October 9, 1988:** Mike Scioscia ties Game 4 of the NL Championship Series with a two-run homer in the ninth inning. Kirk Gibson later wins the game on a 12th-inning homer, 5-4.
- October 9, 2004:** Facing a 2-0 deficit in the NL Division Series, Jose Lima pitches a complete-game, five-hit shutout at Dodger Stadium, marking the only complete game of the entire 2004 postseason in Major League Baseball.
- October 10, 1920:** In Game 5 of the World Series against the Indians, Cleveland second baseman Billy Wambsganss converts what is still the only unassisted triple play in the World Series.
- October 11, 1978:** In a classic World Series confrontation, rookie Bob Welch strikes out Yankee slugger Reggie Jackson with two outs in the bottom of the ninth inning to give the Dodgers a 4-3 victory in Game 4.
- October 12, 1988:** Orel Hershiser continues his masterful season as he shuts out the New York Mets, 6-0, and gives the Dodgers the National League pennant before 55,693 fans at Dodger Stadium.
- October 14, 1965:** The Dodgers win their third World Championship in seven seasons as they best the Minnesota Twins, 2-0, in Game 7. Sandy Koufax tosses his second shutout of the series and "Sweet" Lou Johnson homers in the fourth inning.
- October 15, 1988:** Kirk Gibson belts a dramatic two-out ninth-inning, pinch-hit, two-run homer to give the Dodgers a 5-4 victory over Oakland in Game 1 of the World Series.
- October 15, 2017:** On the anniversary of Kirk Gibson's legendary home run, Justin Turner hits a three-run walk-off home run in Game 2 of the NLCS
- October 19, 2016:** Julio Urias becomes the youngest starting pitcher in MLB postseason history at 20 years, 68 days when he takes the mound for Game 4 of the NLCS against the Cubs.
- October 19, 1981:** Rick Monday's ninth-inning homer propels the Dodgers to a 2-1 victory in the fifth and decisive game of the NLCS in Montreal.
- October 19, 2017:** Los Angeles earns its first World Series berth in 29 years as they defeat the Chicago Cubs in Game 5 of the NLCS, led by Kiké Hernández's three home runs and seven RBI...Chris Taylor and Justin Turner are named Co-MVPs of the NLCS, combining for four homers and 10 RBI.
- October 20, 2018:** The Dodgers defeat the Oakland A's, 5-2, in Game 5 of the World Series for their sixth World Championship
- October 20, 1988:** The Dodgers win Game 7 of the NLCS over the Brewers, 5-1, clinching the National League Pennant for the second straight season.
- October 21, 2021:** Chris Taylor hits 3 home runs in an 11-2 victory over the Atlanta Braves to avoid elimination in Game 6 of the National League Division Series. With those 3 home runs, he becomes the first player in MLB postseason history with a three-homer game in a potential elimination game
- October 23, 1945:** Dodger President Branch Rickey announces that the Dodgers have signed Jackie Robinson to their Triple-A Montreal club.
- October 24, 2017:** With his seventh career playoff victory in Game 1 of the World Series, Clayton Kershaw becomes the winningest pitcher in Dodger postseason history...his 11 strikeouts also tie Don Newcombe (1949, Game 1 vs. NYY) for the most strikeouts in a World Series game without a walk.
- October 26, 1950:** Walter O'Malley becomes the new president and chief stockholder of the Dodgers
- October 26, 1918:** The Dodgers win Game 3 of the World Series over the Boston Red Sox, 3-2, in 18 innings on Max Muncy's walk-off home run. The game lasts seven hours and 20 minutes to become the longest World Series game of all-time by both time and innings
- October 26, 2020:** Clayton Kershaw became the all-time strikeout leader in postseason history, passing Justin Verlander (201) in Game 5 of the World Series against the Tampa Bay Rays
- October 27, 2020:** Los Angeles wins their seventh World Championship in franchise history, defeating Tampa Bay four games to two at Globe Life Field in Arlington, Texas
- October 27, 2020:** Corey Seager joins Orel Hershiser (1988) as the only players in franchise history to be named NLCS and World Series MVP in the same season
- October 28, 1981:** Pedro Guerrero hits a homer and drives in five runs as the Dodgers defeat the Yankees, 9-2, and win their fifth World Series Championship, the first under Manager Tommy Lasorda.
- October 28, 2017:** Alex Wood's 5.2 hitless innings in game 4 of the World Series marks the longest no-hit bid in World Series history by a Dodger, passing Sandy Koufax's 4.2 hitless innings in Game 1 of the 1963 World Series...the Dodgers go on to win, 6-2
- October 29, 2017:** Andre Ethier passes Bill Russell for most postseason games played in as a Dodger, appearing in 51 games.
- November 1, 1942:** Branch Rickey is named the General Manager of the Dodgers.
- November 1, 1951:** Roy Campanella wins the first of his three National League MVPs
- November 1, 2017:** Brandon Morrow became the just the second pitcher to appear in all seven World Series games, joining Darold Knowles (1973).
- November 5, 2007:** Joe Torre becomes the 8th Manager in Los Angeles Dodger history and the 26th in franchise history
- November 7, 1974:** Mike Marshall becomes the first relief pitcher to win the Cy Young Award.
- November 10, 1988:** Orel Hershiser is unanimously named as the recipient of the National League Cy Young Award.
- November 12, 2014:** Clayton Kershaw unanimously wins his second consecutive and third career NL Cy Young Award, becoming the 14th unanimous winner of the award and the first-ever to win the honor three times before the age of 27.
- November 13, 2014:** A day after receiving his third Cy Young Award, Clayton Kershaw is named NL Most Valuable Player, becoming just the fourth Dodger pitcher to win the award and the fourth NL pitcher to be selected as MVP in the Cy Young era (since 1956).
- November 13, 2003:** Eric Gagné captures the NL Cy Young Award, becoming just the ninth reliever in Major League history to take home the award.
- November 13, 2013:** Clayton Kershaw wins his second Cy Young Award, becoming just the second Dodger with multiple Cy Young Awards (Koufax).
- November 13, 2017:** Cody Bellinger was unanimously named the NL Rookie of the Year, becoming the 18th Dodger to win the award.
- November 14, 2019:** Cody Bellinger wins the NL MVP Award, becoming the third Dodger in franchise history to win the Rookie of the Year and MVP, joining Jackie Robinson and Don Newcombe.
- November 15, 2016:** Corey Seager unanimously wins the NL Rookie of the Year, becoming the 17th Dodger to win the award
- November 15, 2005:** The Dodgers name Ned Colletti the 10th General Manager in Los Angeles Dodger history.
- November 17, 2011:** Clayton Kershaw wins the National League Cy Young Award with 27 out of 32 possible first-place votes, becoming the second-youngest Dodger to win the award at 23 behind only a 20-year-old Fernando Valenzuela in 1981.
- November 18, 1966:** Sandy Koufax retires.
- November 21, 1956:** Don Newcombe becomes the first National Leaguer to win MVP and Cy Young awards in the same season.
- November 23, 2015:** Dave Roberts is named the 10th manager in Los Angeles Dodger history and the 28th in franchise history. Roberts becomes the Dodger's first-ever minority manager.
- November 24, 1953:** Walter Alston is named Dodger manager. Alston goes on to manage 23 seasons for the Dodgers, winning four World Championships.
- December 8, 1955:** Roy Campanella wins his third National League MVP Award.

Dodger Hall Of Famers

Players	Years W/Dodgers	Inducted	Players	Years W/Dodgers	Inducted
Bancroft, Dave	1928-29	1971	Manush, Heinie	1937-38	1964
Brouthers, Dan	1892-93	1945	Maranville, Rabbit	1926	1954
Bunning, Jim	1969	1996	Marichal, Juan	1975	1983
Campanella, Roy	1948-57	1969	Marquard, Rube	1915-20	1971
Carey, Max*	1926-29	1961	Martinez, Pedro	1993	2015
Carter, Gary	1991	2003	Mccarthy, Thomas	1896	1946
Cuyler, Kiki	1938	1968	Mcginitty, Joe	1900	1946
Drysdale, Don	1956-69	1984	Medwick, Joe	1940-43, 46	1968
Durocher, Leo*	1938-41, 43, 45	1994	Murray, Eddie	1989-91, 97	2003
Grimes, Burleigh*	1918-26	1964	Piazza, Mike	1992-98	2016
Henderson, Rickey	2003	2009	Reese, Pee Wee	1940-42, 46-58	1984
Herman, Billy**	1941-43, 46	1975	Robinson, Frank	1972	1982
Hodges, Gil	1943-61	2022	Robinson, Jackie	1947-56	1962
Hoyt, Waite	1932, 37-38	1969	Snider, Duke	1947-62	1980
Jennings, Hughie	1899-1900, 03	1945	Stengel, Casey*	1912-17	1966
Keeler, Wee Willie	1893, 1899-1902	1939	Sutton, Don	1966-80, 88	1998
Kelley, Joe	1899-1901	1971	Vance, Dazzy	1922-32, 35	1955
Kelly, George	1932	1973	Vaughan, Arky	1942-43, 47-48	1985
Koufax, Sandy	1955-66	1972	Waner, Lloyd	1944	1967
Lazzeri, Tony	1939	1991	Waner, Paul	1941, 43-44	1952
Lindstrom, Fred	1936	1976	Ward, John M.*	1891-92	1964
Lombardi, Ernie	1931	1986	Wheat, Zack	1909-26	1959
Lopez, Al	1928, 30-35	1977	Wilhelm, Hoyt	1971-72	1985
Maddux, Greg	2006, '08	2014	Williams, Dick	1951-54, 1956	2008
			Wilson, Hack	1932-34	1979

*Was Also A Dodger Manager **Was Also A Dodger Coach

Managers/Coaches/Scouts

Alston, Walter	1954-76	1983	Murray, Eddie	2006-07	2003
Hanlon, Ned	1899-1905	1996	Robinson, Wilbert**	1914-31	1945
Lasorda, Tommy	1977-96	1997	Ruth, Babe	1938	1936
Lyons, Ted	1954	1955	Sisler, George	1943, 46-50	1939
			Torre, Joe	2008-2010	2014

**Also Served As Club President From 1925-29

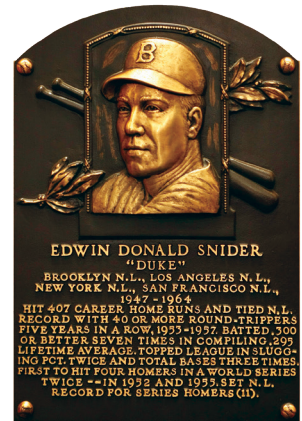
Executives

Macphail, Larry	1938-42	1978
O'malley, Walter	1944-79	2008
Rickey, Branch	1942-50	1967

Broadcasters


Barber, Red	1939-53	1978
Harwell, Ernie	1948-49	1981
Jarrin, Jaime	1959-2022	1998
Scully, Vin	1950-2016	1982

Hall Of Fame List As Of Feb. 22, 2022



Photos: Milo Stewart Jr./National Baseball Hall Of Fame And Museum

Dodger Retired Numbers



PEE WEE REESE

IF 1

Uniform Number Retired July 1, 1984

Harold Pee Wee Reese played 16 seasons at shortstop for the Brooklyn and Los Angeles Dodgers (1940-42, 1946-58) and was a member of seven Brooklyn pennant-winning teams, including the World Championship club of 1955. A 10-time National League All-Star, Reese appeared in more games at shortstop (2,014) than any player in franchise history and is also the Dodgers' all-time leader in runs scored (1,338) and walks (1,210). His leadership qualities were recognized by Manager Walter Alston, who appointed "The Little Colonel" as team captain. Reese was inducted into the National Baseball Hall of Fame in 1984.

	AVG.	G	AB	R	H	2B	3B	HR	RBI	BB	SO	SB	CS	E
Dodger Totals - 16 Years	.269	2166	8058	1338	2170	330	80	126	885	1210	890	232	45	407
Major League Totals - 16 Years	.269	2166	8058	1338	2170	330	80	126	885	1210	890	232	45	407




TOMMY LASORDA

MGR 2

Tommy Lasorda had a tough act to follow when he succeeded future Hall of Famer Walter Alston as Dodger manager with four games left in the 1976 season. But like Alston, Lasorda went on to enjoy a lengthy and highly successful tenure at the helm. Piloting the Dodgers until the 1996 campaign, he racked up 1,599 victories to rank 13th on the all-time Major League managerial list, winning two World Series titles (1981 and 1988), four NL pennants and eight division titles. Prior to joining the big league staff as a coach in 1973, he had a successful eight-year stint as a minor league manager, helping the development of several future Dodger stars. The former Brooklyn Dodger pitcher was inducted into the National Baseball Hall of Fame in 1997.

	G	W	L	PCT.
Dodger Totals - 21 years	3050	1599	1439	.526
Major League Totals - 21 years	3050	1599	1439	.526
Minor League Totals - 8 years	825	478	367	.565



DUKE SNIDER

OF 4

The Duke of Flatbush was among the game's most feared hitters during his 16 seasons with the Brooklyn and Los Angeles Dodgers (1947-62), playing on a pair of World Championship teams (1955 and 1959) and in six World Series overall. The eight-time All-Star center fielder ranks as the franchise's career leader in home runs (389) and runs batted in (1,271) and during the 1950s he topped all Major Leaguers with 326 homers and 1,031 RBI. He slugged four home runs in both the 1952 and 1955 World Series and he holds the Brooklyn Dodger single-season mark of 43 homers, which led the National League in 1956. His 136 RBI in 1955 topped the N.L. Snider was inducted into the National Baseball Hall of Fame in 1980.

	AVG.	G	AB	R	H	2B	3B	HR	RBI	BB	SO	SB	CS	E
Dodger Totals - 16 years	.300	1923	6640	1199	1995	343	82	389	1271	893	1123	99	49	63
Major League Totals - 18 years	.295	2143	7161	1259	2116	358	85	407	1333	971	1237	99	50	66

Dodger Retired Numbers



GIL HODGES

IF 14

Uniform Number Retired June 4, 2022

Gil Hodges was as solid as they come in his professionalism, integrity, and dependability in leading the Dodger teams of the 40's and 50's at first base. Hodges joined his "Boys of Summer" teammates—Jackie Robinson, Roy Campanella, Pee Wee Reese and Duke Snider—in the Hall of Fame in 2022. Hodges led the Dodgers to their first World Championship in 1955 and he was the cornerstone to Dodger teams winning seven National League pennants and two World Series over 13 seasons (1943, 1947-57, 1958-61). The eight-time All-Star topped 20 homers in 11 straight years and hit 370 in his brilliant career, the third highest total for a right-handed hitter at his retirement. From 1949-57, Hodges averaged 32 home runs and 108 RBI each season. On Aug. 31, 1950, Hodges became the second modern-era National League player to hit four home runs in one game. In 16 years with the Dodgers, he played in 2,006 games, had 1,884 at bats, scored 1,088 runs, had 1,884 hits, 1,254 rbi, 294 doubles, 48 triples, 361 homers and a life-time average of .274. He went on to play for the Mets and managed nine season in the big leagues with Washington and the New York Mets, guiding the Miracle Mets to the 1969 World Series title.

	AVG.	G	AB	R	H	2B	3B	HR	RBI	BB	SO	SB	CS	E
Dodger Totals- 16 years	.274	2006	6881	1088	1884	294	48	361	1254	925	1108	63	42	126
Major League Totals- 18 years	.273	2071	7030	1105	1921	295	48	370	1274	943	1137	63	42	145



JIM GILLIAM

OF/IF 19

Uniform Number Retired October 10, 1978

Junior Gilliam played his entire 14-year Major League career (1953-66) in a Dodger uniform, both in Brooklyn and Los Angeles, contributing to four World Championship clubs (1955, 1959, 1963 and 1965) and seven pennant winners overall. He appeared in 1,956 games to rank fifth on the franchise's all-time games played list, seeing action at second base, third base and in the outfield. In 1953, he was selected as the National League Rookie of the Year. Following his playing career, the two-time All-Star served as a Dodger coach until his untimely death at the age of 49 prior to the start of the 1978 World Series, at which time his number was retired and the Dodgers wore a commemorative patch on their sleeve in his honor.

	AVG.	G	AB	R	H	2B	3B	HR	RBI	BB	SO	SB	CS	E
Dodger Totals- 14 years	.265	1956	7119	1163	1889	304	71	65	558	1036	416	203	111	204
Major League Totals- 14 years	.265	1956	7119	1163	1889	304	71	65	558	1036	416	203	111	204

Dodger Retired Numbers




DON SUTTON

RHP 20

The durable right-hander spent 16 of his 23 Major League seasons with the Dodgers and more than made his mark in team history, ranking as the franchise's all-time leader in wins (233), games started (533), innings pitched (3,816.1), strikeouts (2,696) and shutouts (52). A four-time All-Star, he pitched in three World Series (1974, 1977 and 1978) with the Dodgers, led the National League in shutouts (9) in 1972, was the NL ERA leader (2.21) in 1980 and a 21-game winner in 1976. He made his big league debut with the Dodgers in 1966 and stayed with the team through 1980, before leaving and rejoining the club in 1988. Sutton finished his career with 324 wins and 3,574 strikeouts and was enshrined in the National Baseball Hall of Fame in 1998.

	W-L	ERA	G	GS	CG	SHO	SV	IP	H	R	ER	HR	BB	SO
Dodger Totals- 16 years	233-181	3.09	550	533	156	52	5	3816.1	3291	1450	1311	309	996	2696
Major League Totals- 23 years	324-256	3.26	774	756	178	58	5	5282.1	4692	2104	1914	472	1343	3574

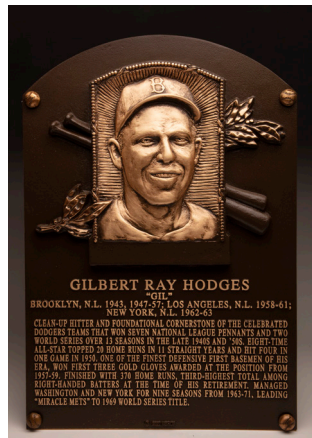


WALTER ALSTON

MGR 24

Walter Emmons Alston was a virtual unknown when he took over the helm of the Brooklyn Dodgers in 1954, but he became well-known in a hurry. The long-time minor league skipper guided his first Dodger team to 92 wins and followed that by piloting the 1955 Dodgers to 98 victories and their first World Championship in franchise history. He went on to lead the Dodgers to six more National League pennants and three more World Series titles (1959, 1963 and 1965) in a 23-year career in which he tallied 2,040 victories to place sixth on the all-time managerial wins list. His 3,658 total games managed rank eighth all time. Alston, who played in one Major League game, that with the St. Louis Cardinals in 1934, was inducted into the National Baseball Hall of Fame in 1983.

	G	W	L	PCT.
Dodger Totals- 23 years	3668	2040	1613	.568
Major League Totals- 23 years	3668	2040	1613	.568
Minor League Totals- 13 years	1735	982	753	.566



Dodger Retired Numbers



SANDY KOUFAX


LHP

32

Uniform Number Retired June 4, 1972

Among the most dominating pitchers in the game's history, the left-hander won 165 games and compiled 2,396 strikeouts in 2,324.1 innings with 40 shutouts in his 12-year Dodger career (1955-66). A three-time Cy Young Award winner and the National League MVP in 1963, Koufax was also World Series MVP in both 1963 and 1965, when he hurled a pair of shutouts. He led the NL in ERA five straight seasons from 1962-66, was the strikeouts leader four times and was tops in wins on three occasions with totals of 27, 26 and 25. In addition, Koufax pitched an NL-record four no-hitters, including a perfect game in 1965, and set the National League single-season mark with 382 strikeouts in 1965. He was inducted into the Baseball Hall of Fame in 1972.

	W-L	ERA	G	GS	CG	SHO	SV	IP	H	R	ER	HR	BB	SO
Dodger Totals- 12 years	165-87	2.76	397	314	137	40	9	2324.1	1754	806	713	204	817	2396
Major League Totals - 12 yrs	165-87	2.76	397	314	137	40	9	2324.1	1754	806	713	204	817	2396



ROY CAMPANELLA

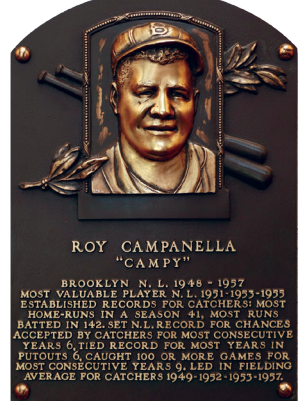
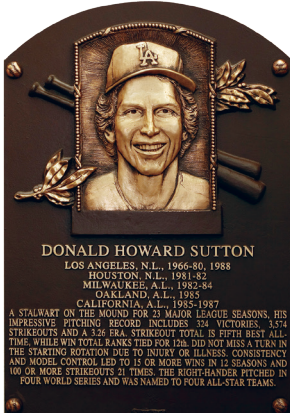
C

39

Uniform Number Retired June 4, 1972


In 10 seasons with the Brooklyn Dodgers (1948-57), Campy was a force both at the plate and behind the plate. The catcher played on five pennant-winning clubs, including the World Champions of 1955. That season, the eight-time All-Star became a three-time National League Most Valuable Player award winner after collecting 32 home runs and 107 RBI. He also garnered MVP honors in 1951 and 1953, when he led the league with a Brooklyn-record 142 RBI to go with a career-high 41 home runs. Campanella, whose career was cut short due to a tragic automobile accident that left him paralyzed, was inducted into the Baseball Hall of Fame in 1969.

	AVG.	G	AB	R	H	2B	3B	HR	RBI	BB	SO	SB	CS	E
Dodger Totals- 10 years	.276	1215	4205	627	1161	178	18	242	856	533	501	25	15	85
Major League Totals - 10 years	.276	1215	4205	627	1161	178	18	242	856	533	501	25	15	85



Photos: Milo Stewart Jr./National Baseball Hall of Fame and Museum

Dodger Retired Numbers



JACKIE ROBINSON OF/IF **42**

Uniform Number Retired June 4, 1972

Jack Roosevelt Robinson made a historic entrance into Major League Baseball in 1947 as the first African-American player in the history of the game. His outstanding debut season netted him the inaugural Rookie of the Year award, which now bares his name, and spring-boarded him to a stellar 10-season career in which he was part of six Brooklyn Dodger pennant-winners, among them the World Championship club of 1955. In 1949, the six-time all-star won the National League batting title (.342) en route to earning MVP honors. Robinson, a first baseman as a rookie, starred as a second baseman for the next five seasons, before moving on to play third base and the outfield. He was inducted into the National Baseball Hall of Fame in 1962.

	AVG.	G	AB	R	H	2B	3B	HR	RBI	BB	SO	SB	CS	E
Dodger Totals- 10 years	.311	1382	4877	947	1518	273	54	137	734	740	291	197	30	117
Major League Totals - 10 years	.311	1382	4877	947	1518	273	54	137	734	740	291	197	30	117

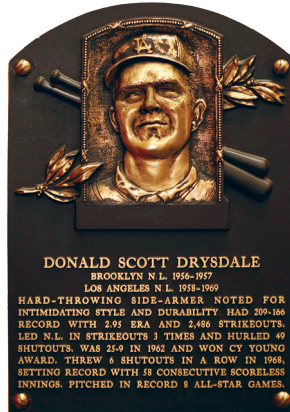
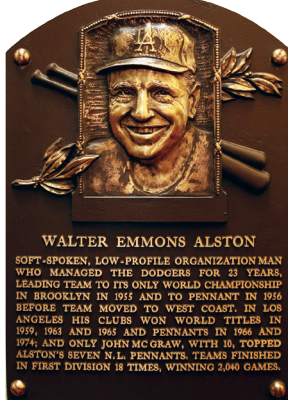


DON DRYSDALE RHP **53**

Uniform Number Retired July 1, 1984

One of the game's fiercest competitors, the hard-throwing right-hander pitched 14 seasons (1956-69) for the Brooklyn and Los Angeles Dodgers, ranking second on the franchise career list in wins (209), games started (465), innings pitched (3,432), shutouts (49) and third in strikeouts (2,486). The NL strikeout leader in 1959 and 1960, Big D earned the leagues' Cy Young Award in 1962, when he won 25 and topped the league in strikeouts for a third time. A member of three World Championship clubs (1959, 1963 and 1965) and two other pennant winners (1956 and 1966), he set a then-Major League record in 1968, tossing 58.2 consecutive scoreless innings, including a record six straight shutouts. Drysdale gained induction into the Baseball Hall of Fame in 1984.

	W-L	ERA	G	GS	CG	SHO	SV	IP	H	R	ER	HR	BB	SO
Dodger Totals- 14 years	209-166	2.95	518	465	167	49	6	3432.1	3084	1292	1124	280	855	2486
Major League Totals - 14 years	209-166	2.95	518	465	167	49	6	3432.1	3084	1292	1124	280	855	2486



International Relations

Throughout their history, in both Brooklyn and Los Angeles, the Dodgers have played a major role in the development of international baseball and have been at the forefront of forging relationships with countries around the world:

Australia



- The Dodgers played in the historic Opening Series in Sydney in March of 2014 against the Diamondbacks in MLB's first regular season games in Australia. The Dodgers, who also played an exhibition game against Team Australia, swept the two-game series, which was held at the historic Sydney Cricket Ground. The series marked the Dodgers' first regular-season games outside of North America.
- In 1986, shortstop Craig Shiple became the first native-born Australian to play in the Majors

Canada

- The Brooklyn and Los Angeles Dodgers had a minor league affiliate in Montreal, Canada from 1939-60. Jackie Robinson made his professional baseball debut and won the International League batting title with the Triple-A Montreal Royals in 1946.

China

- In the spring of 2008, a split-squad of Dodgers traveled to Beijing, China to play against the San Diego Padres at Beijing's Wukesong Stadium in an exhibition and the first-ever Major League games played in that country.
- In 1986, Peter O'Malley paid for construction of a baseball stadium in Tianjin. Named Dodger Stadium, it still exists and is home to the Tianjin Lions of the Chinese Professional Baseball League founded in 2002.



Jackie Robinson as a Montreal Royal in 1946.

Cuba

- The Dodgers held Spring Training in Havana from 1941-42 and again in 1947.
- Clayton Kershaw and Yasiel Puig joined MLB and the Players' Association on a historic goodwill tour to Cuba in December 2015.

Dominican Republic

- The Los Angeles Dodgers' baseball academy in the Dominican Republic, Campo Las Palmas, underwent a major renovation and re-dedication in 2017 as it celebrated its 30th year in Dodger player development, having officially opened on March 27, 1987. It was the first-of-its kind facility and has since been replicated by numerous teams throughout baseball. Campo Las Palmas is located in the town of Guerra, just east of the Dominican Republic's capital city of Santo Domingo (more information on Campo Las Palmas can be found in the Dodger Stadium section)...the Dodgers currently have four Dominican-born players on their 40-man roster
- Fernando Valenzuela (2011) and Nomar Garciaparra (2015) have been inducted into the Latino Baseball Hall of Fame at Casa de Campo in La Romana, joining Tommy Lasorda who is a founding member and Goodwill Ambassador of the organization. Lasorda has a statue at the Paseo de los Inmortales, dedicated in 2012, and The Hall of Fame annually bestows an award in his name for a non-Latino who makes significant contributions to Latino baseball. Former Dodger President Peter O'Malley is a past recipient
- The Dodgers' history in the Dominican Republic began in 1948 when they held Spring Training in Ciudad Trujillo.

Dodger trips abroad

- 1956:** Japan (Post-Season)
- 1964:** Mexico (Pre-Season)
- 1966:** Japan (Post-Season)
- 1991:** Mexico (Pre-Season)
- 1993:** Japan (Post-Season)
- 1993:** Taiwan (Post-Season)
- 2003:** Mexico (Pre-Season)
- 2008:** China (Pre-Season)
- 2010:** Taiwan (Pre-Season)
- 2014:** Australia (Regular Season)
- 2018:** Mexico (Regular Season)

Japan

- The Dodgers have held three postseason tours of Japan by Brooklyn and Los Angeles teams following the 1956, 1966 and 1993 seasons. The Tokyo Giants visited Vero Beach during Spring Training five times (1961, 1967, 1971, 1975 and 1980).
- In 1966, the Dodgers received a two-ton, 10-foot tall, stone lantern gift from Japanese Hall of Famer Sotaro Suzuki as a token of friendship between the Dodgers and Japan and to commemorate the opening of Dodger Stadium in 1962.
- After the 1993 season, the Dodgers played five exhibition games in Asia as part of the Friendship Series tour, three in Taipei, Taiwan and two in the Fukuoka Dome in Fukuoka, Japan.
- In 1995, Hideo Nomo became only the second Japanese born player to appear in the Major Leagues. The Nomo signing and his success spawned Nomo-mania and opened the door for Japanese players in the United States.

Korea

- On Sept. 9, 1990, the Dodgers became the first Major League team to have a game broadcast in the Korean language in the United States.
- In 1994, pitcher Chan Ho Park became the first Korean to play in the Major Leagues.

Mexico

- Pitcher Fernando Valenzuela made his Major League debut in 1980. The native of Sonora, Mexico became an international sensation in 1981 and helped the Dodgers win the World Series.
- The Dodgers took a trip to Monterrey, Mexico during Spring Training in 1991 for a two-game exhibition against Industriales de Monterrey and the Milwaukee Brewers...in 2018, the club played three regular season games against the San Diego Padres in Monterrey from May 4-6 and tossed their very first no-hitter on international soil May 4... The Dodgers also played exhibition games in Mexico City prior to the 1964 season against the Red Devils and in 2003 against the New York Mets.
- Julio Urias won 20 games in 2021, becoming just the 4th Mexican-born pitcher in MLB history to win 20+ games. Two of those 4 were Dodgers (Urias & Valenzuela)
- Julio Urias became the 1st Mexican-born pitcher to ever secure the NL ERA title (2.16).



Kenley Jansen and the Dodgers exchange hats with CPBL All-Stars during the club's pre-season trip to Taiwan in 2010.

Taiwan

- Following the 1993 season, the Dodgers were the first Major League Baseball team to play in Taiwan when they competed against the Chinese Professional League (CPBL) All-Stars for three games as part of the Dodgers' Friendship Baseball Series. The Dodgers also took part in a three-game friendship series against CPBL All-Stars a 2010 Spring Training trip to Taiwan.
- Hong-Chih Kuo in 2000 became the first Taiwanese high school player to sign a professional baseball contract when he signed with the Dodgers.

World Baseball Classic

- In 2017, the Dodgers hosted the semi-finals and championship game of the World Baseball Classic, with the United States claiming their first WBC title in front of a sold-out Dodger Stadium crowd...in 2009, Dodger Stadium also hosted the semi-finals and final (won by Japan).
- Numerous Dodger players have appeared in the tournament, while Tommy Lasorda served as the event's Global Ambassador in both 2006 and 2009.



Pregame ceremony being held at the 2017 World Baseball Classic final at Dodger Stadium

Miscellaneous

- Dodger Stadium played host to the 1984 exhibition baseball tournament at the Olympic Games in Los Angeles.
- On May 19, 1993, Dodger Stadium hosted the first baseball game to be broadcast in four languages – Chinese, English, Korean and Spanish.

National Baseball Hall Of Fame And Museum



Public Relations: (607) 547-0215
E-mail address: info@baseballhall.org
Website: baseballhall.org

Summer Hours: Memorial Day Weekend - Labor Day Weekend: 9 a.m. to 7 p.m.
Regular Hours: 9 a.m. to 5 p.m.

Holiday Closings: Thanksgiving Day, Christmas Day, and New Year's Day.

DIRECTORY: Jane Forbes Clark (Chairman), Josh Rawitch (President), Shilpa Ketharaju (Vice President Finance and Administration/Chief Financial Officer), Sean Gahagan (Vice President, Retail Merchandising & Licensing), Ken Meifert (Vice President, Sponsorship & Development), Ryan Selzner (Vice President, People and Culture)
PR CONTACTS: Jon Shestakofsky (Vice President, Communications & Education) and Craig Muder (Comm. Director)

HALL OF FAME WEEKEND 2023: July 21-24

Class of 2023: Fred McGriff and Scott Rolen

Awards Presentation: Sat. July 22 **Induction:** Sun. July 23, 1:30 p.m. ET, Clark Sports Center

DODGERS IN THE HALL OF FAME

A total of 61 players, managers and executives in the Hall of Fame spent some of their professional careers with the Brooklyn/Los Angeles Dodgers, including 2023 electee Fred McGriff. Eighteen spent the majority of their careers with the Dodgers, including Walter Alston, Roy Campanella, Don Drysdale, Leo Durocher, Burleigh Grimes, Sandy Koufax, Tommy Lasorda, Larry MacPhail, Walter O'Malley, Pee Wee Reese, Branch Rickey, Jackie Robinson, Wilbert Robinson, Duke Snider, Don Sutton, Dazzy Vance, Zack Wheat and Hodges. For a complete list of Brooklyn/Los Angeles Dodgers in the Hall of Fame, visit the "Hall of Famers" team pages at www.baseballhall.org.

2020 DODGERS WORLD SERIES ARTIFACTS IN COOPERSTOWN

- Ball thrown by Clayton Kershaw in Game 1, the first neutral-site World Series game in history.
- Bat used by NLCS and World Series MVP Corey Seager in Game 6.
- Road jersey worn by Mookie Betts in Games 3, 4 and 5
- Batting helmet worn by Max Muncy throughout the World Series.
- Jacket worn by Dodgers manager Dave Roberts throughout the World Series.



Batting helmet worn during 2020 World Series by Max Muncy.

NOTABLE DODGERS ARTIFACTS IN COOPERSTOWN

- Autographed Media Guide used by Vin Scully throughout his final season of 2016
- Bat used by Jimmy Rollins on Aug. 22, 2015 to record his 500th career double.
- Ball from Clayton Kershaw's no-hitter on June 18, 2014.
- Ball from Josh Beckett's no-hitter on May 25, 2014.
- Jersey worn by Andre Ethier during 2014 Opening Series in Sydney, Australia.
- Don Mattingly's locker tag from 2014 Opening Series in Sydney, Australia.
- Lineup card used by Don Mattingly during 2014 Opening Series in Sydney, Australia.
- Jersey with All-Star collar stars worn by eventual Cy Young Award winner Clayton Kershaw during his ninth win of the season on July 7, 2011.
- Matt Kemp "Kempman" bat used by Andre Ethier during his 30-game hitting streak in 2011.
- Bat signed by Jeff and Jered Weaver on June 20, 2009 during Dodgers-Angels game started by them, the 21st brother-brother matchup in history.
- Cap worn by manager Joe Torre during his team's 13-game home winning streak to open the 2009 season.
- Batting gloves worn by Orlando Hudson during his cycle on April 13, one of the record-tying eight in Major League Baseball during the 2009 season.
- No. 42 jersey worn by James Loney on April 15, 2008 for Jackie Robinson Day.
- Bat used by Marlon Anderson to hit the fourth of four consecutive home runs in the bottom of the ninth inning on Sept. 18, 2006, forcing the Dodgers-Padres game into extra innings; it was the fourth time a team managed the feat.
- Ball used on May 22, 2006 during a game between the Dodgers and Rockies that featured a pitching matchup of Jae Seo and Byung-Hung Kim; it was the first time two Korean starting pitchers faced off.
- Goggles worn by Eric Gagne while setting the consecutive saves mark at 84 on July 3, 2004.
- Bat used by Shawn Green to hit four home runs in one game (May 23, 2002) and seven home runs in a three-day span (a Major League record).
- Baseball from Hideo Nomo's no-hitter on Sept. 17, 1996.
- 1996 Tom Lasorda game-worn jersey.
- Ball from Fernando Valenzuela's no-hitter on June 29, 1990.
- Balls from each of Hall of Famer Sandy Koufax' four no-hitters in (1962, 1963, 1964 and a perfect game in 1965).
- Cornerstone from Ebbets Field.

A LOOK AHEAD TO 2024

Ballots for the 2024 Hall of Fame/BBWAA election will be distributed following the 2023 season with results from the voting scheduled to be announced in January 2024. A partial list of first-year candidates for election includes Adrián Beltré, Joe Mauer, Chase Utley and David Wright. Historical information on past BBWAA elections and the election process can be accessed at www.baseballhall.org or by contacting the Hall of Fame Communications department.

CONNECT TO COOPERSTOWN

- For up-to-the-minute news from Cooperstown, visit at www.baseballhall.org. Stay up-to-date on all the activity at the Hall of Fame's official site, ON Twitter @baseballhall and through social networking on Facebook, Instagram and YouTube.
- If you would like to receive interesting stories and timely news items direct from the Hall of Fame and get the inside track on the latest happenings in Cooperstown, sign up for *Inside Pitch*. There's no cost to receive our weekly electronic newsletter in your e-mail box at home or work and it's easy to enroll: Just log on to www.baseballhall.org/media/museum-facts.
- If you have an interest in receiving *Around The Horn*, the Hall's monthly media newsletter, please send an e-mail to info@baseballhall.org. Be sure to include your name, name of organization and e-mail address. Or visit www.baseballhall.org/media-info.

The Last Time It Happened

<p>Inside-the-Park Homer (Dodgers): Zach McKinstry April 3, 2021 at COL</p> <p>Inside-the-Park Homer (Opponent): Nick Ahmed May 9 2018 vs. Arizona</p> <p>Consec. Homers (Dodgers) Will Smith Trayce Thompson, Sep. 14, 2022 vs. Arizona</p> <p>Consec. Homers (Opponent): Christian Walker and Jordan Luplow, May 17, 2022 vs. ARI</p> <p>4 Consec. Homers (Dodgers): Jeff Kent, J.D. Drew, Russell Martin, Marlon Anderson; Sept. 18, 2006 vs. San Diego</p> <p>3 Consec. Homers (Dodgers): Yasiel Puig, Cody Bellinger, Justin Turner April 29, 2017 vs. Philadelphia</p> <p>3 Consec. Homers (Opponent): Bobby Abreu, Pat Burrell, Jim Thome; May 18, 2004 at Philadelphia (4th)</p> <p>Pinch-Hit Homer (Dodgers): Trayce Thompson September 4, 2022 vs. SD</p> <p>Pinch-Hit Homer (Opponent): Alec Burleson Sept. 23, 2022 vs. STL</p> <p>Consecutive Pinch-Hit Homers: Willie Crawford, Lee Lacy; June 23, 1975 vs. St. Louis (9th inning)</p> <p>Pinch-Hit Homer (Postseason): Kike Hernandez Oct. 18, 2020 vs. ATL</p> <p>Grand Slam Homer (Dodgers): Justin Turner September 11, 2022 at SD</p> <p>Grand Slam Homer (Opponent): C.J. Cron July 16, 2021 at Colorado</p> <p>2 Grand Slams, Game (Dodgers): Shawn Green Adrian Beltre; May 21, 2000 at Florida</p> <p>2 Grand Slams, Game (Opponent): Fernando Tatis April 23, 1999 vs. St. Louis</p> <p>Pinch-Hit Grand Slam (Dodgers): Matt Kemp June 23, 2018 at New York (NL)</p> <p>Pinch-Hit Grand Slam (Opponent): Darin Ruf July 21, 2022 vs. SF</p> <p>4-Homer Game (Dodgers): Shawn Green May 23, 2002 at Milwaukee</p> <p>4-Homer Game (Opponent): J.D. Martinez Sept. 4, 2017 vs. Arizona</p> <p>Homers, Both Sides of Plate (Dodgers): Yasmani Grandal July 24, 2018 at Philadelphia</p> <p>Homers, Both Sides of Plate (Opponent): Ken Caminiti July 12, 1998 vs. San Diego</p> <p>Two Home Runs, One Inning: Eric Karros Aug. 22, 2000 vs. Montreal (6th)</p> <p>Hit for Cycle (Dodgers): Cody Bellinger July 15, 2017 at Miami</p> <p>Hit for Cycle (Opponent): Cristian Guzman Aug. 28, 2008 at Washington</p> <p>Home Run, Pitcher (Dodgers): Hyun-Jin Ryu Sept. 22, 2019 vs. Colorado</p>	<p>Home Run, Pitcher (Opponent): Zack Greinke June 24, 2019 vs. Arizona</p> <p>No-Hitter (Dodgers): Walker Buehler/Tony Cingrani Yimi Garcia/Adam Liberatore May 4, 2018 at San Diego (in Mexico), won 4-0</p> <p>No-Hitter (Opponent): Zach Davies, Ryan Tepera Andrew Chafin and Craig Kimbrel, June 24, 2021 vs. CHC</p> <p>Perfect Game (Dodgers): Sandy Koufax Sept. 9, 1965 vs. Chicago, won 1-0</p> <p>Perfect Game (Opponent): Dennis Martinez July 28, 1991, vs. Montreal (2-0)</p> <p>Minimum Batters Faced (Dodgers): Odalis Perez April 26, 2002 at Chicago Cubs (one-hitter)</p> <p>Minimum Batters Faced (Opponent): Dennis Martinez July 28, 1991 vs. Montreal</p> <p>One-Hitter (Dodgers): Rich Hill Aug. 23, 2017 at Pittsburgh</p> <p>One-Hitter (Opponent): Javier Vazquez Sept. 14, 1999 vs. Montreal</p> <p>Stolen Base, Home (Dodgers): Mookie Betts September 25, 2020 vs. LAA</p> <p>Stolen Base, Home (Opponent): Trea Turner July 20, 2016 at Washington</p> <p>Stolen Base, Pitcher (Dodgers): Ross Stripling June 10, 2018 vs. Atlanta</p> <p>Stolen Base, Pitcher (Opponent): Jhoulys Chacin Aug. 12, 2017 vs. San Diego</p> <p>Triple Play (Dodgers): A.J. Ellis, Juan Uribe, Dee Gordon, James Loney April 15, 2012 vs. San Diego (9th inning)</p> <p>Triple Play (Opponent): Eric Campbell, Daniel Murphy, Lucas Duda, Travis d'Arnaud; Aug. 24, 2014 vs. New York (6th inning)</p> <p>5-Hit Game (Dodgers): Justin Turner May 26, 2019 at Pittsburgh</p> <p>5-Hit Game (Opponent): Tommy Pham Sept. 18, 2019 vs. Tampa Bay</p> <p>6-Hit Game (Dodgers): Chase Utley July 6, 2016 vs. Baltimore</p> <p>6-Hit Game (Opponent): Andrew McCutchen April 7, 2018 at San Francisco</p> <p>7-RBI Game (Dodgers): Matt Beaty May 2, 2021 at Milwaukee</p> <p>7-RBI Game (Opponent): Hunter Renfroe Sept. 27, 2016 at San Diego</p> <p>8-RBI Game (Dodgers): AJ Pollock May 2, 2021 at Milwaukee</p> <p>8-RBI Game (Opponent): Fernando Tatis April 23, 1999 vs. St. Louis</p> <p>9-RBI Game (Dodgers): James Loney Sept. 28, 2006 at Colorado</p>
--	--

It's time for Dodger Baseball.

STREAM
EVERY GAME
LIVE IN HD

 **iHeart**RADIOAPP



COMMUNITY



HERE
TO PLAY

Intro:

While preparing for the 2022 season, we were excited for the opportunities that were presented with hosting the MLB All-Star Game. The All-Star festivities helped us become more visible in the community following years of Covid related challenges. A new set of challenges arose last year which got off to a slow start due to the lockdown. Since many of our plans became postponed, we pivoted to ensure meaningful community engagement and impactful programming. Despite the obstacles we encountered last year, we're proud of what we accomplished as a community and are excited for what's to come in 2023.



Broader Community Affairs Overview:

Even outside of All-Star events, the Dodgers remained committed to serving the Los Angeles community. With various events occurring throughout the year and across the Southland, the Dodgers' community outreach focuses on inspiring youth and adults throughout the region to **PLAY, LIVE, LEARN** and **SERVE**.

Through civic and corporate partnerships, events and community service, the Dodgers fulfill a multitude of community needs and wishes, bringing comfort and joy to people of all ages, abilities, backgrounds, and genders.



PLAY

- In March of 2022 we welcomed Worthy of Love and 400 children and their families experiencing homelessness back to the stadium for a birthday celebration. Since 2019, the Dodgers have hosted the organization Worthy of Love LA in their mission to ensure that every child knows they are worthy of love, regardless of their circumstance. The birthday party is an uplifting experience that brings joy to all participants and volunteers. The inspiring event included a live DJ and dance competitions, petting zoo, face painting, photo booths, dinner, cake and dinosaurs!
- By years end we partnered with Baby2Baby to host our most successful Children's Holiday Party to date. We brought the joy of the holidays directly to students in our Los Angeles with a focus on targeting children experiencing homelessness and children in greatest financial need. After converting Centerfield Plaza to a winter wonderland, Dave Roberts and Dodgers players joined Baby2Baby and LADF and welcomed more than 600 students to shop for clothes, toys and other holiday essentials. Children were able to experience a "snow day" by sledding in Centerfield Plaza, meeting Santa Claus, and getting the opportunity to run the bases.



LIVE

- In 2022 hospital visits remained a challenge, but as part of our player and family relations programming, the Dodgers Community Affairs department was able to welcome families to the stadium for special visits with players and batting practice experiences. We welcomed a young man who had recovered from cancer for an unforgettable moment where he was able to join our Mariachi band and sing live at Dodger Stadium. We look forward to the return of hospital visits in 2023 and distributing more toys and joy to children at UCLA Mattel Children's Hospital.



LEARN



- Community remains committed to education and lifelong learning. We support and promote this commitment annually through programs from our backpack giveaways to prepare students at Title I schools with much needed supplies to kick the school year off right, to LA Reads and our Jackie Robinson curriculum.
- In honor of the 75th Anniversary of Jackie Robinson crossing the color barrier, we visited local elementary schools to share our Jackie Robinson curriculum and hosted Black and Brown youth at the stadium for career mentorship seminars where Dodger executives and Dave Roberts shared their stories and advice to motivate and encourage students to live a meaningful, purpose driven life.
- On Jackie Robinson Day, Mookie Betts joined the Robinson family, muralist Jonas Never, Dodger staff and the Los Angeles Dodgers Foundation to unveil an historic mural at Jackie's Alma Mater, John Muir High School in Pasadena. In honor of the momentous occasion, the Dodgers committed to supporting the school's athletic program through a scholarship in honor of Jackie Robinson.
- As we strive to expand opportunities for women in sports, the Dodgers hosted their 1st annual Women's Conference in August and were joined by 200 women and girls who participated in a variety of panel discussions and seminars on a multitude of topics related to careers for women in sports.

SERVE



- The Dodgers once again partnered with the Los Angeles County Department of Mental Health and New Village Academy to utilize the newly renovated spaces for a mental health day of service. 5 clinicians led activities and presentations focused on addressing depression & anxiety and providing the girls with tools to better manage these experiences. Young woman at the school were also introduced to wolf therapy through Wolf Connection.



ALL STAR GAME LEGACY INITIATIVES

For the first time in more than 40 years, the Los Angeles Dodgers hosted the MLB All-Star Game. Following the postponement of the ASG in 2020, both MLB and the Dodgers ownership remained committed to funding impactful community legacy initiatives. In total, more than 6 million dollars was invested in our local community thanks to the All-Star game. In partnership MLB and the Los Angeles Dodgers Foundation, the following initiatives were launched in 2022:



All Star Legacy Scholarship Fund

Established an All-Star Legacy scholarship fund that will provide (85) \$10,000 scholarships. 10 scholarships were awarded in the first year to students selected from the Boys & Girls Club Metro LA in their College Bound and Future Pathways programs. 75 scholarships will be awarded in future years. Scholarship participants will receive \$2500 over 4 years, to support academic expenses at either a 2- or 4-year university in Southern California. The scholarships will be administered by the California Community Foundation.



Weekend Essentials for Students

Providing 4 million meals and 30,000 basic essentials packages for youth and families living in poverty. 3,000 students and their families will receive these items weekly at 15 school locations during the 2022-2023 academic year.



Coach Mentorship, Recruitment and Training

This investment focuses on enhancing and expanding the quality of sports-based youth development work within LADF communities by supporting increased coach mentorship roles as well as training and recruitment efforts.



Homeless Veterans

MLB, LAD and LADF, in partnership with the Justin Turner Foundation, renovated the Volunteers of America Transition House located in Skid Row. The facility is one of the few facilities dedicated to providing temporary/emergency supportive housing to 80 homeless veterans awaiting permanent supportive housing opportunities. Renovations were made to sleep, laundry, kitchen, dining, and outdoor facilities.

DODGERS LOVE LA TOUR



The Dodgers had not hosted an in-person tour since January 2020. Due to the lockout, our regular January tour was postponed to August, but when the time came, there was much to celebrate.

Day 1 – To welcome Freddie Freeman to Los Angeles, we dedicated the first day of the tour to introducing Freddie to the Dodger community. Freddie and his family participated in a Pep Rally with High School students, thanked Los Angeles police officers for their service at Hollenbeck station, and talked about the importance of sunscreen and skincare with elementary age students at Solano Avenue elementary school.

Day 2 – In continuing our mission of increasing representation in our sport, we hosted two events that focused on breaking down barriers to access. We welcomed Ball Girls Baseball Club, a non-profit organization and all-girls baseball league that allows girls to play the game of baseball the same way boys/men play the game to the stadium for practice alongside Justin Turner and Will Smith. Later in the day, youth members of Catholic Big Brothers Big Sisters, a local community partner serving Black and Brown students, took part in a Career Day with David Price and several Black front office employees, who shared their experiences as minorities in baseball.

Day 3 – Every tour looks for opportunities to surprise fans where they are. The day started with Tony Gonsolin, Evan Phillips, and Alex Vesia surprising unknowing customers at a Jack in the Box as they took orders and served customers. Later that afternoon, Clayton Kershaw and Hanser Alberto surprised students at Miguel Contreras Learning Complex where they unveiled a new literacy corner and watched as the students participated in a ping pong tournament.



Day 4 – Former Dodgers player, Andre Ethier joined Long Beach Rescue Mission students and members of the Boys and Girls Clubs of Long Beach to participate in a special pizza making session led by California Pizza Kitchen Chefs in what has become an annual tour tradition.

Day 5 – Rounding out the week, Dodgers' front office staff, former players, and Los Angeles Dodgers Foundation staff partnered with Bank of America staff for a day of service at John Muir High School and Early College Magnet where they renovated spaces and spoke with students.



Throughout the past 17 seasons, the team has distributed over 22,000 Thanksgiving turkeys and dinners to low-income families at the annual Turkey Giveaway. In 2022 the Dodgers donated \$30,000 to local nonprofits in support of their annual turkey giveaways, providing more than 2500 families with meals this holiday season. In addition to this support, the Dodgers partnered with the St. Joseph Center and served hot holiday meals to 250 individuals experiencing homelessness in Venice, CA. Current Dodger players and legends joined LACDMH volunteers and St Joseph Center staff to serve warm meals at Bread and Roses Café. Guests were provided with warm blankets and toiletry bags and supplies at the conclusion of the lunch.

In August 2020, the Dodgers became the first team in Major League Baseball to make their stadium available for voting. In addition to hosting a five-day Vote Center, the Dodgers created an online voting resource guide at Dodgers.com/Vote. In 2022 we welcomed California Secretary of State Dr. Shirley Weber and allowed Dodger fans the opportunity to Register to Vote on National Voter Registration Day. The stadium also served as host to Mobile Vote Center during the June primary and November General Election to continue to offer our local community more early and accessible voting options. Our commitment to civic responsibility ensures that we will continue to work with local, county and state partners to find new and innovative ways to encourage civic engagement within our Dodger community.



1020
KTNQ AM

The Spanish-language
radio home of the

Dodgers

YOUR 2023 Spanish Radio Broadcasters LINEUP

For more information on KTNQ 1020 AM, contact mpoveda@univision.net



BIGGER THAN BASEBALL



The Los Angeles Dodgers Foundation (LADF) is tackling the most pressing problems facing Los Angeles with a mission to improve education, health care, homelessness and social justice for all Angelenos. Bigger than baseball, LADF envisions a city where everyone regardless of ZIP code has the opportunity to thrive.

Since 1995, LADF has invested more than \$50 million in programs and grants.

THE WORK

THROUGH A SOCIAL JUSTICE LENS, THE LOS ANGELES DODGERS FOUNDATION RUNS AND FUNDS PROVEN PROGRAMS THAT LEVEL THE PLAYING FIELD AND INVEST IN SOLUTIONS DRIVEN BY THE COMMUNITIES THEY SERVE.



Dodgers Dreamteam is a comprehensive sports-based youth development program that uses the power of sport to provide critical resources and services to communities who are experiencing social injustices. LADF works in partnership with 13 recreation departments and nonprofit organizations to deliver sports-based programming and wraparound services for 12,000 youth and to support communities and families across the city.

Dodgers.com/DodgersDreamteam



LADF builds **Dodgers Dreamfields** to give families in neighborhoods across Los Angeles safe havens and points of pride. The addition of revitalized baseball and softball fields contributes to existing green spaces, promotes physical activity and increases opportunities to play in underserved communities. To date, LADF has spent \$14.9 million building 58 Dodgers Dreamfields and has plans to complete an additional 17 fields by 2033 to commemorate the 75th anniversary of the Dodgers' move to Los Angeles.

Dodgers.com/Dreamfields



LADF GIVES

LADF Gives funds local nonprofit organizations working to dismantle inequality through proactive and strategic interventions, and they are starting with the root causes. In addition to grant funds, LADF engages with grantees, co-hosting events and convenings, digitally showcasing their impact and conducting "Giving Moments" in stadium to further highlight these organizations to millions of fans.

Dodgers.com/Grants



To help address the literacy crisis in Los Angeles and get children excited about reading, LADF partners with the Los Angeles Dodgers to execute **LA Reads**, a literacy campaign that includes a literacy challenge, "Dodgers Reading Champions." LA Reads and the Dodgers Reading Champions are designed to motivate youth to read and help them build a lifelong love of reading.

Dodgers.com/LAreads



The **College & Career Accelerator** is an initiative designed to expose high school and college students to college and career opportunities. The goal is to use the LADF brand to make college & career pathways exciting. CCA consists of career panels, college workshops and on-site college tours and workforce development opportunities serving students from our LADF Grantee and Dodgers Dreamteam networks.

Dodgers.com/CCA



LADF's **Science of Baseball** provides hands-on Science, Technology, Engineering and Mathematics (STEM) curriculum and programming to elementary and middle school teachers and students in Los Angeles. As part of LADF's continued commitment to STEM funding, this curriculum was developed in partnership with Science of Sport, to educate young people and spark curiosity in these subjects.

Dodgers.com/STEM



In 2020, LADF launched the "**In This Together**" initiative as a response to the murder of George Floyd and the continued fight for racial injustice. LADF initiated and maintained collaborations with organizations on the frontlines who work to eradicate racism with the ultimate goal of protecting life and liberty for all.

WAYS TO GIVE



DONATE

Through online donations or gifts of stock, fans can make a personal donation or donate in honor of a loved one.

Dodgers.com/LADF



BLUE DIAMOND GALA

A star-studded event with a private benefit concert on the field with Dodgers players, coaches, blue carpet, and pre-show party and post-show food trucks.

Save the Date – 6.22.23 – Dodgers.com/Gala



RUN

LADF's Sunset Run features a breathtaking course around Dodger Stadium, a cool-down lap around the warning track, and guest appearances by Dodger Alumni. All runners receive a Dodgers tech shirt, finisher's medal, and a limited-edition bobblehead!

Save the Date – 9.30.23 – Dodgers.com/Run



SPOUSES MYSTERY BAG

In partnership with the Dodger spouses, fans can purchase autographed baseballs signed by current Dodger players, coaches, alumni and broadcasters.



DODGERS ALL-ACCESS

Enjoy an all-access pass to Dodger Stadium with on-field experiences like hitting in the batting cage to pitching in the bullpen and more.

Save the Date – 8.14.23 – Dodgers.com/AllAccess



50/50 RAFFLE

LADF hosts the 50/50 Raffle at every home game where 50% of the jackpot is awarded to the winner and the remaining 50% supports local community organizations.

Dodgers.com/5050raffle



@dodgersfoundation



@DodgersFdn



/LosAngelesDodgersFoundation

MORE WAYS TO GIVE



AUCTIONS

Throughout the season, Dodger fans can bid online on special experiences, memorabilia, and autographed items from current Dodger players, coaches, and legends.

Dodgers.com/Auctions



RETAIL

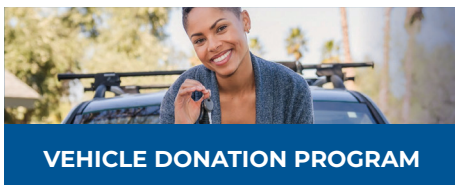
At every home game, fans may purchase LADF Logo T-shirts, bobbleheads, and other items at the LADF Homebase located in Centerfield.



RIBBON BOARD

Fans can celebrate special occasions by ordering personalized Ribbon Board Messages, displayed under the Left Field Dodger Vision screen during home games.


Dodgers.com/RibbonBoard



VEHICLE DONATION PROGRAM

Fans can donate their car, truck, boat, or RV to support LADF.

Dodgers.com/VehicleDonation



FOR MORE INFORMATION, VISIT [DODGERS.COM/LADF](https://Dodgers.com/LADF)



@dodgersfoundation



@DodgersFdn



/LosAngelesDodgersFoundation

LA

MEDIA INFORMATION



HERE TO PLAY LA

Communications

Office: (323) 224-1301 **Fax:** (323) 224-1459



JOE JARECK
Senior Director,
Public Relations
(323) 224-1549
joej@ladodgers.com



JUAN DORADO
Director
Player Relations
(323) 224-1342
juand@ladodgers.com



STEVE BRENER
PR Consultant
(323) 224-1344
steveb@bzap.com



ALLY SALVAGE
Manager,
Public Relations
(323) 224-1353
allys@ladodgers.com



MARK LANGILL
Team Historian
(323) 224-1539
markl@ladodgers.com



JON SOCHOO
Team Photographer
(323) 224-1499
jons@ladodgers.com

2023 Dodger Stadium Media Guidelines

In conjunction with Major League Baseball, the Los Angeles Dodgers will adhere to the following media rules and regulations for all regular season games held at Dodger Stadium.

Access:

- Media gates will open five (5) hours prior to game time for all matchups except for 12:10/1:10 p.m. start times, at which media gates will open four (4) hours prior to game time. Please see the breakdown below.
- All media must leave the ballpark no later than 90 minutes following the conclusion of postgame interviews.

Credentials:

- Daily credentials are available on MLB’s credential site at credentials.mlb.com. All daily applications will close 24 hours before first pitch. Late applications and day of game changes will not be accepted.
- Full season credentials will be awarded to qualifying media. These will be accepted at all regular season games in addition to all BBWAA cards.
- Please contact Ally Salvage (AllyS@ladodgers.com) with questions about credentials.

Parking:

- Media parking is available in Lot B off the Left Field Reserve.
- Media should enter Dodger Stadium through Gate A, which is located at the intersection of Vin Scully Avenue and Stadium Way and check in at the gated guard booth in the far righthand lane. Full season credentials and BBWAA credentials will serve as season-long parking passes. Media with daily credentials will be on that select day’s media parking list.
- Please note that during sellouts, high profile games such as Opening Day, and during the Postseason, we may not be able to accommodate all media in Lot B and off-site parking lots may be needed.

Media Will Call/Entrance:

- Media Will Call is located at a marked ticket window outside the Left Field Reserve Team Store at the top of Lot B parking lot.
- After credential pickup, media can enter the stadium through the gate adjacent to Media Will Call on the Reserve Level.
- Media Will Call will close at the start of the game.
- If a media member is running late and cannot obtain their credential prior to first pitch, please contact Ally Salvage at (626) 825-2270 to coordinate credential pickup.

Media Availabilities & Player/Manager/Staff Interviews:

- Pre-game and post-game interviews may occur inside of the interview room.
- Interviews may also be conducted on the field during designated periods of field access (pre- and post-game).

Writing Press Guidelines:

- Writing press will be assigned a seat location in the Vin Scully Press Box. During high profile games such as Opening Day and Postseason, media may be assigned to sit in the Auxiliary Box or inside of the Press Box dining room.
- Please check the seating charts in the Press Box for seating assignments.

Photography Guidelines:

- Photographers will be permitted on-site five (5) hours prior to first pitch and must leave the ballpark no later than 90 minutes after the conclusion of postgame interviews.
- Photo Positions:
All dugout well photo positions are pre-marked and assigned ahead of time.
If you wish to switch between first base and third base photo wells, please wait for the middle of an inning and walk on the dirt warning track behind home plate. Proceed with caution.

Photo Well Reminders:

No transmitting is allowed in dugout wells, unless in a netted basket. Please be mindful of players while in the dugout wells and allow them to enter/exit the dugout prior to entering/exiting the well. Ethernet cables may be used in the standing photo positions to directly transmit from the camera. No laptops may be used

in the standing photo positions. Only netted well spots may transmit via laptop.

No bags or cases are allowed in the wells, unless in a netted basket. Any prohibited items will be removed by security. Texting is the only form of telephone communication allowed in the wells; pictures, videos, and phone calls are not permitted.

• **Digital Photo Hallway:**

The digital photo room is located in the room adjacent to the glass doors leading to the field.

Tables and chairs are for photographers and editors to transmit images.

Ethernet ports and power are available but please bring your own ethernet cables.

Cases, roller bags, and other non-essential equipment should be placed under the table when not in use.

• **Remote Cameras:**

Remote cameras must be approved by Jon SooHoo or Juan Ocampo once in place.

• Please leave any borrowed patch cables where you found them (either on the tables in the hallway or in the photo well).

• If any issues arise, please contact Jon SooHoo at (626) 676-0762.

• **Television Live Shots:**

• TV Crews may shoot stand-up segments from the warning track on the field along the first and third base sides.

• Live shots must conclude by the start of pregame ceremonies. In-game or post-game live shots can be done from Lot B.

• TV Crews can remain on site for the duration of the game and can sit in the Press Box and dining room.

• **Media Materials:**

• All media information, including the 2023 Media Guide, will be available online at mlbpressbox.com/lad and will also be emailed out to credential holders ahead of each game.

• Login information for the online Press Box is as follows:

• Username: media@ladodgers.com

• Password: dodgers

• **WiFi information is as follows:**

• Username: MLB-Press

• Password: Hom3Run!

• Lineups will be printed and distributed in the back of the Press Box. No other printed information media materials will be available.

• **Media Dress Code:**

• Major League Baseball requests media members covering games to dress in an appropriate and professional manner that reflects their respect for their colleagues, the teams, and the players they are covering. Clubhouses, dugouts, press boxes, interview rooms and the playing field are working areas, and MLB expects members of the media to adhere to a business casual dress code. Wearing team branded clothing is not permitted. A full description of MLB's media dress code can be found at www.mlbpressbox.com.

• **Media Dining:**

• The media dining room will be open two hours prior to game time. Beverages, snacks, and meals are available to purchase in the dining room before, during, and after the game.

• Food deliveries will not be permitted onto the Dodger Stadium property.

• ****To reach media locations after entering stadium from Lot B Reserve Level:**

• Press Box: Make a right down the concourse after entering the stadium and take the home plate elevators to Level 5. The Press Box entrance is directly across from the elevators.

• **Interview Room:**

Use the home plate elevators and proceed to Level 1. Exit the elevators and make a left down the hallway. Security will scan your credential and lead you to the interview room, which is just past the metal double doors.

• **Clubhouse:** Use the home plate elevators and proceed to Level 1. Exit the elevators and make a left down the hallway. Security will scan your credential. The clubhouse is down the hallway, past the interview room.

• **Digital Photo Room:** Use the home plate elevators and proceed to Level 1. Exit the elevators and make a left down the hallway. Proceed through the double doors, walk down the stairs and ramp, and the digital photo room will be on your left hand side, across the way from the glass double doors leading up to the field. Necessary equipment will be available.

• **Photo Wells:** Take the home plate elevators down to Level 1. Exit the elevators and make a left, walk down the hallway and down the stairs. Continue on the pathway until reaching a second set of stairs on your right, which will lead you up to the field level. Security will scan your credentials. Proceed to assigned well spot. To switch between first base and third base wells, please wait for the middle of an inning and walk along the dirt warning track behind home plate

• **Field Level:** Take the home plate elevators down to Level 1. Exit the elevators and make a left, walk down the hallway and down the stairs. Continue on the pathway until reaching a second set of stairs on your right, which will lead you up to the field level. Security will scan credentials.



Joe Davis

Broadcaster

Joe Davis enters his eighth season as a member of the Dodger broadcast team on SportsNet LA and seventh as the lead play-by-play voice for the club. In 2022, Davis, 35, was named the lead voice for Major League Baseball on Fox, replacing Joe Buck, and one of the network's lead NFL announcers. He has been calling play-by-play on Fox Sport's national coverage of pro and college football, Major League Baseball and college basketball since 2014.

Davis attended Beloit (Wis.) College, where he was a four-year letter winner and two-time captain of the school's football team, as well as earning a bachelor's degree in communications with a minor in journalism. During the football offseasons, Davis assumed play-by-play duties for the school's athletic department, announcing baseball and men's and women's basketball games on local radio and television and served as the voice of Buccaneer spring sports for his final three years on campus before graduating in 2010.

Prior to his senior year of college, Davis secured a summer job with the Schaumburg Flyers baseball team of the independent Northern League, serving as the team's play-by-play voice and media relations director. He then moved on to the Montgomery (Ala.) Biscuits, the Double-A affiliate of the Tampa Bay Rays, and was named Southern League Broadcaster of the Year in 2012. While in Montgomery, Davis also worked for the Baylor Independent Sports Properties Network and Comcast Sports Southeast, where he called play-by-play for college football, basketball and baseball.

In July 2012, Davis made the jump to national television at the age of 24, joining ESPN as an announcer for college baseball, basketball, football, hockey and softball and also appeared in spot duty for Major League Baseball on ESPN radio.

Davis resides in South Pasadena with his wife Libby, daughter Charlotte and sons Blake and Theo.



Nomar Garciaparra

Broadcaster

Nomar Garciaparra is in his 10th season behind the microphone for the Dodgers, serving as an analyst for SportsNet LA's game broadcast and pre-and-post game telecasts.

A native of Whittier, CA, and a graduate of Belflower's St. John Bosco High School, Garciaparra played 14 seasons in the Major Leagues with the Red Sox, Cubs, Dodgers and A's, posting a .313 batting average with 229 home runs and 936 RBI. He was the AL Rookie of the Year in 1997, American League batting champion in 1999 and 2000, National League Comeback Player of the Year with the Dodgers in 2006, a six-time MLB All-Star, and won a Silver Slugger Award in 1997.

Garciaparra attended Georgia Tech and was a first-round pick of the Red Sox in 1994. He made his MLB debut in 1996 and as a rookie with the Red Sox in 1997, Garciaparra hit 30 home runs and had 98 RBI, setting a MLB record for RBI by a leadoff hitter and most homers by a rookie shortstop.

Garciaparra played three seasons with the Dodgers in 2006-08, earning an All-Star selection at first base and helping the team reach the postseason in 2006. After playing with Oakland in 2009, Garciaparra signed a one-day contract with Boston in 2010 to retire as a member of the Red Sox. In 2014, Garciaparra was inducted into both the Boston Red Sox Hall of Fame and the Latino Baseball Hall of Fame in the Dominican Republic.

Following the end of his playing career, Garciaparra worked at ESPN, appearing on Baseball Tonight, MLB game telecasts as well as the network's coverage of the College World Series and the Little League World Series from 2011-13.

Garciaparra was a member of the 1992 U.S. Olympic baseball team and his wife, Olympian and World Cup soccer champion Mia Hamm, played on the 1996, 2000 and 2004 women's Olympic soccer teams. The couple married in 2003, and have twin girls, Grace and Ava, and a son, Garrett. Both Garciaparra and Hamm are among the investors in Major League Soccer's Los Angeles FC.



Orel Hershiser

Broadcaster

Dodger great and Emmy Award-winning broadcaster Orel Hershiser enters his 10th season as a color commentator and analyst for the Dodgers on SportsNet LA.

Hershiser is a multi-time Southern California Sports Broadcasters Association award winner for his work as an analyst on both the game broadcast and the Dodgers' pre- and postgame telecasts. He previously was behind the microphone at ESPN from 2006-13 as a color analyst for their Baseball Tonight, Sunday Night Baseball, College World Series and Little League World Series programming.

The three-time All-Star right-hander played 18 seasons in the Majors, including 13 with the Dodgers, who he helped lead to a 1988 World Championship. That year, Hershiser led the National League in wins (23), innings pitched (267), shutouts (8) and complete games (15) en route to a Cy Young Award, and set the all-time Major League record of 59 consecutive scoreless innings (Aug. 30–Sept. 28). He established his place in Dodger lore with a dominant 1988 Postseason, when he earned both NLCS and World Series MVP honors, and became the only player in history to win those honors in addition to the Cy Young Award in the same season. He later received both The Sporting News Pitcher of the Year and Sports Illustrated Sportsman of the Year awards for his brilliant season.

Hershiser attended and played baseball at Bowling Green (OH) State University and was drafted in the 17th round by the Dodgers in the 1979 Major League First-Year Player Draft. It was during a game in his rookie year of 1984, that Hershiser was nicknamed "Bulldog," in an effort by Dodgers Hall of Fame manager Tommy Lasorda to get Hershiser to adopt a tougher attitude on the mound.

After finishing his playing career with the Dodgers in 2000 and briefly working for the team, he joined the Rangers as a special assistant to General Manager John Hart in the fall of 2001. He was named the Rangers' pitching coach in 2002 and after the 2005 season, he became Executive Director of the Rangers.

He has co-authored or authored two books: *Out of the Blue* and *Between the Lines: Nine Things Baseball Taught Me About Life*. Hershiser has two sons, Quinton and Jordan, and two stepchildren, Spencer and Sloane. He and his wife Dana reside in Las Vegas and he will be honored by the Los Angeles Dodgers this summer as he will be added to the "Legends of Dodger Baseball"



Eric Karros

Broadcaster

Eric Karros enters his second season as part of the Dodger broadcast team. Karros will work as an analyst for game broadcasts as well as pre- and postgame shows.

The 2023 season marks Karros' 20th consecutive year calling games. He began broadcasting in 2004 with the Dodgers' NL West division-clinching game against the Giants for FOX. He spent two years at ESPN calling MLB, the Little League World Series and College World Series games. In 2007, he returned to Fox. He now enters his 17th year at Fox, where he has worked World Series, League Championship Series, All-Star Games, and regular season games for national broadcast.

Karros was selected by the Dodgers in the sixth round of the 1988 First-Year Player Draft out of UCLA. He won the 1992 NL Rookie of the Year and was the Opening Day first baseman for the club nine of the next 10 years. Karros spent parts of 12 seasons with the Dodgers, winning the Silver Slugger Award in 1995 and finishing his career in LA as the all-time LA Dodgers home run leader with 270. He is one of three Dodgers in franchise history to have five 30 home run/100 RBI seasons, the other two being Hall of Famers Duke Snider and Gil Hodges. He remains the only Dodger in franchise history to hit two homers in one inning (Aug. 22, 2000, sixth inning vs. Montreal). Karros played 14 Major League seasons, including 2003 with the Chicago Cubs and 2004 with the Oakland A's. Karros earned a degree in economics from UCLA.



Jessica Mendoza

Broadcaster

Jessica Mendoza is in her second season with the Dodger broadcast team. A groundbreaker in baseball broadcasting, in 2015 with ESPN Mendoza became the first woman to serve as an analyst for nationally-televised MLB games. Also in 2015, Mendoza became the first female analyst for a nationally televised MLB Postseason game, calling the American League Wild Card Game on ESPN. That year, she also became the first female analyst for a Men's College World Series telecast.

From 2016-2020, Mendoza was a color analyst on the ESPN Sunday Night Baseball team. In 2020, she became the first woman to serve as a solo analyst for a national package of MLB game telecasts including weeknight games and holiday baseball. On Sept. 29, 2021, Mendoza along with Melanie Newman, became the first all-female team to broadcast a game for ESPN when they called the Dodgers vs. Padres game at Dodger Stadium. Mendoza has also provided analysis on ESPN and ABC Little League World Series coverage since 2016.

Mendoza is a two-time Olympic medalist in softball, having won gold in Athens (2004) and silver in Beijing (2008) for Team USA. In 2006, she was named the USA Softball Athlete of the Year and was also recognized in 2008 as the Women's Sports Foundation Sportswoman of the Year. In 2019, Mendoza was inducted into the National Softball Hall of Fame. Mendoza was a four-time First-Team All-American while playing outfield at Stanford University. She was a three-time Stanford Female Athlete of the Year and a First-Team Academic All-American in 2002. Mendoza earned a bachelor's degree in American studies in 2002 and a master's in social sciences in education in 2003.



Rick Monday

Broadcaster

Former Dodger outfielder and two-time Major League All-Star, Rick Monday is in his 31st season as a Dodger broadcaster and 39th season overall with the organization, including eight as a player.

Monday, who joined the Dodgers' broadcast team in 1993, began his broadcasting career as a sports anchor on KTTV in Los Angeles in 1985, while also calling play-by-play and hosting the pregame show for Dodger games on DodgerVision and Z Channel. He was nominated for an Emmy as host of the Dodgers' pregame show on KTTV's "Dodger

Central" in 1988 and he earned an Emmy for Live Sports Coverage in 2001. Monday has also called games for the College World Series and spent four seasons with the Padres.

A star at Arizona State University, Monday led the Sun Devils to the 1965 College World Series Championship and earned All-American and College Player of the Year honors before the Kansas City Athletics made him the first player ever selected in the Major League First-Year Player Draft in 1965. He was inducted into the ASU Hall of Fame in 1975 and the College Baseball Hall of Fame in 2016.

Monday, who spent six years in the Marine Corps Reserves while playing in the big leagues, made his Major League debut in 1966 and, after spending six seasons with the Athletics and five seasons with the Cubs, came to the Dodgers as part of a five-player trade in 1977. He played eight seasons in LA, and propelled the Dodgers to the 1981 World Series with a dramatic, game-winning home run in the winner-take-all Game 5 of the NLCS at Montreal. Overall, Monday compiled a .264 career batting average with 241 home runs and 775 RBI in 19 big-league seasons, while helping the Dodgers win a World Championship in 1981 and three NL pennants (1977, 1978, 1981).

On April 25, 1976 at Dodger Stadium, two protesters attempted to set fire to an American flag in the outfield and Monday, playing for the Chicago Cubs, ran over and grabbed the flag out of their hands and returned it to the Dodger dugout as the crowd erupted in cheers. The scoreboard behind the left-field bleachers in the stadium later flashed the message, "Rick Monday... You Made A Great Play..." He would later receive the Presidential Commendation for "Service To Others" from Gerald Ford.

Monday and his wife, Barbaralee, who make regular visits to various veteran's hospitals throughout the year, reside in Vero Beach during the offseason.



José Mota

Broadcaster

José Mota, the son of Dodger legend Manny Mota, is in his second season with the Dodger broadcast team.

A two-time Emmy Award winner, Mota spent 20 seasons with the Angels TV and radio broadcast teams serving in multiple English and Spanish roles. In 2021, he became the first Latin-born former player to be a full-time English TV broadcaster for a Major League team. On Aug. 19-20, 2017, Mota became the first MLB broadcaster to have

called play-by-play on a team's English radio/TV broadcasts and Spanish radio/TV broadcasts, as well as working as a color analyst on both platforms. Mota was Vladimir Guerrero's translator for the 2018 Hall of Fame Induction Ceremony in Cooperstown, becoming the first translator in the HOF ceremony's history.

Mota's first-ever MLB broadcast assignment was for Los Angeles Dodgers Spanish radio in 2001. In the years since, he has been a broadcaster/analyst for Fox (where he broadcasted MLB and NFL games), MLB Network, ESPN, TBS, Bally Sports, MLB Radio, DirecTV Latin America and Yahoo Sports. Mota was a sideline reporter/analyst for ESPN during the inaugural World Baseball Classic in 2006 and has worked on broadcasting teams for every WBC (2009, 2013, 2017).

A former Major League second baseman with the San Diego Padres (1991) and Kansas City Royals (1995), Mota also played in the Dodger organization in 1987-88. Mota was a two-time Collegiate All-American second baseman at Cal State Fullerton, 1984 National Champion and earned a bachelor's degree in communications from CSUF. Mota made his film debut in Kevin Costner's "For Love of the Game."

The Mota family founded the non-profit Mota's Faces in 2011, which promotes the involvement of American youth in assisting impoverished school children and their families in his native Dominican Republic and Colombia and Venezuela. Mota and his family make their home in the San Gabriel Valley.



Stephen Nelson

Broadcaster

Stephen Nelson joins the Dodger broadcast for the first time in 2023 and is slated to call more than 50 home and road games for SportsNet LA this season.

Nelson, 33, is a Southern California native and graduated from Chapman University. He attended Marina High School in Huntington Beach and has worked professionally for MLB Network, NHL Network, NBC Sports, YouTube and Apple-TV+ calling Major League Baseball and National Hockey League games. In 2021, MLB Network tapped him

to host its most popular show, "Intentional Talk," alongside Kevin Millar. In addition to "IT," Nelson has also hosted programs for the MLB and NHL networks, including MLB Tonight, MLB Now, Hot Stove, and NHL Tonight. Prior to joining MLB Network, he was a host and broadcaster for Bleacher Report.

Nelson is a proud Japanese American and is the only Asian American play-by-play announcer working for a Major League Baseball team. He lives in Los Angeles with his wife, Cori, who is a news anchor for NBC News and MSNBC, their son, Kai, and dog, Nash.



Tim Neverett

Broadcaster

Tim Neverett is in his fifth season as a member of the Dodgers' broadcast team and will handle the play-by-play on select games on AM 570 while also occasionally anchoring the pre-game and post-game shows on SportsNet LA.

He is the author of the book *Covid Curveball on the Dodgers 2020 World Series championship season*. During the offseason, Neverett calls college basketball nationally on FS1 and college hockey on the New England Sports Network. He also serves as a professor in communication studies at Emerson College.

Neverett previously served as the radio play-by-play voice of the Boston Red Sox for three seasons (2016-18) following a seven-year stint as the radio and television play-by-play announcer for the Pittsburgh Pirates. Before joining the Pirates, Neverett worked for FSN Rocky Mountain, including as a studio host for Colorado Rockies games during the 2008 season. He also served the network as a play-by-play announcer for Rockies games, college football, basketball, hockey, lacrosse, arena football, and track and field. In addition, Neverett hosted talk shows for both the nationally syndicated Sporting News Radio Network and ESPN 560 in Denver where he was named the 2005 Best Radio Sports-Talk Host by *Westword* magazine. Neverett also worked in Las Vegas calling games on radio and TV for the Padres' and Dodgers' Triple-A teams, as well as Las Vegas' International Hockey League team and the UNLV baseball and football teams. Neverett, who began his broadcasting career in 1985 with Pittsburgh's Double-A affiliate Nashua, also called baseball, softball, basketball, and soccer as well as hockey and skiing during four Olympic Games from 2002-2008.

Neverett played college baseball at Emerson College in Boston, and he and his wife Jessica have three sons: Matthew, Kyle and Drew.



Charley Steiner

Broadcaster

Five-time Emmy Award-winner and National Radio Hall of Famer Charley Steiner is in his 19th season with the Dodgers, handling play-by-play duties for the club's radio broadcast on AM 570.

Before joining the Dodgers, Steiner broadcast three years for the New York Yankees on WCBS Radio and the YES Network. Prior to his seasons with the Yankees, Steiner spent 14 years at ESPN, where his responsibilities ranged from anchoring SportsCenter to working play-by-play for Major League Baseball and Saturday Primetime Football. He served as SportsCenter's primary boxing reporter/analyst and also contributed to the Emmy and CableACE Award-winning *Outside the Lines* series. Steiner also called the 2006, 2009 and 2013 World Baseball Classics for XM Radio and MLB International, respectively, and broadcast MLB games live from seven different countries.

Steiner graduated from Bradley University, where its School of Sports Communication was named in his honor in 2015. Steiner, who was inducted into the Bradley's Sports Hall of Fame in 1995, also established the Charles H. Steiner Endowed Scholarship, which is given annually to Bradley broadcasting majors. In March 2022, Steiner was inducted into the Missouri Valley Conference Hall of Fame.

Steiner began his professional broadcasting career in 1969 at WIRL Radio in Peoria, Illinois as a newscaster, and made career stops in Davenport, New Haven, Hartford and Cleveland before returning to his native New York, where he was the morning sportscaster on WOR radio, while serving as sports director for the RKO Radio Network. In addition, Steiner called the play-by-play for the USFL New Jersey Generals and, later, for the New York Jets on WABC radio.



Kirsten Watson

Broadcaster

Kirsten Watson is in her second season with the Dodger broadcast team as a reporter and host, where she contributes to SportsNet LA's game broadcasts and studio programming as well as pre- and postgame coverage on both television and radio.

During the Dodgers' offseason, Watson is the gameday reporter and host for the Los Angeles Rams.

Watson previously spent two years as a reporter and host with Spectrum SportsNet, appearing on pre-, post- and in-game broadcasts of the Los Angeles Lakers, Los Angeles Sparks and South Bay Lakers while also co-hosting the network's Lakeshow studio program. She also served as a producer for the National Football League, creating localized content for international markets, hosting its Game Recognize Game series, and organizing international trips for NFL players for content and media opportunities to help grow the game globally. Watson continues to host Monday Night Football on Channel 5 in the UK, an international broadcast in partnership with NFL Network.

Watson is a graduate of Columbia University and was a member of the school's volleyball team. Following the completion of her master's degree in broadcast from Columbia Journalism School, Watson was awarded the Stuart Scott Internship-Scholarship from the National Association of Black Journalists and ESPN, where she produced video packages for SportsCenter and NFL Live.



Dontrelle Willis

Broadcaster

Dontrelle Willis enters his second season with the Dodger broadcast team as an analyst after previously serving as an MLB studio analyst for FOX Sports.

The World Champion was selected by the Chicago Cubs during the 2000 June Amateur Draft. In 2002, he was traded to the Florida Marlins where he made his Major League debut against the Colorado Rockies. Known for his unconventional pitching style and crooked baseball cap, "The D-Train" rose quickly. In just 27 starts, Willis went 14-6 and locked in a 3.30

ERA – earning himself the 2003 NL Rookie of the Year Award. He went on to play an instrumental role in the Marlins playoff run that same season, culminating in a World Series Championship. In 2005, he joined an elite group nicknamed "The Black Aces," representing African American pitchers have who won at least 20 games in a single season.

Among the Marlins organization, Willis ranks first in complete games (15); second in wins (68), shutouts (8) and games started (162); and third in total strikeouts (757). After five successful seasons in Florida, Willis was traded to the Detroit Tigers at the start of the 2008 season. He pitched for the Arizona Diamondbacks in 2010 and finished his career as a member of the Cincinnati Reds in 2011. Willis ended his career 72-69 with a 4.17 ERA and 896 strikeouts.

Born in Oakland, Calif., Willis attended Encinal High School.



Pepe Yñiguez

Broadcaster

Pepe Yñiguez enters his 27th season as a Dodger broadcaster after joining the club in 1997 and joins Jose Mota and Fernando Valenzuela on the club's Spanish-language radio broadcast.

Additionally, Yñiguez contributes to the Dodgers' Latino marketing and radio sales efforts in recording promotional ads for Dodger sponsors that air on Univision America KTNQ 1020 AM. Yñiguez previously hosted the Dodgers' pre and post-game shows, "Hablando con los Dodgers," in 1993 and covered select Spanish-language broadcasting assignments for the club

in 1997 before joining the team full-time in 1999.

Starting in 1992, Yñiguez broadcasted numerous events for Fox Sports International, including every World Series from 1997-2005. In 1997, he called the All-Star Game at Jacobs Field in Cleveland alongside Tito Fuentes and Dennis Martinez. He has also broadcasted the annual Caribbean Series. From 1993-95, Yñiguez served as the color commentator for Los Angeles Raiders broadcasts. During past off-seasons, he also hosted "Central Deportiva," a weekly sports talk show airing Sunday afternoons, on KWKW in Los Angeles.

Yñiguez resides with his wife Rafaela in La Habra, and has four kids, Edgar, Alenry, Karissa and Jaquely.



Fernando Valenzuela

Broadcaster

Fernando Valenzuela, legendary Dodger and 17-year Major League veteran, marks his 21st season as a Dodger broadcaster and will join Jose Mota and Pepe Yñiguez on the Spanish radio and television simulcast.

In 17 big league seasons, Valenzuela compiled a 173-153 record and a 3.54 ERA with the Dodgers, Angels, Orioles, Phillies, Padres and Cardinals, earning six All-Star selections and tossing a no-hitter on June 29, 1990, against the Cardinals. The Sonora, Mexico native has been inducted to numerous Hall of Fames, including the Hispanic Heritage Baseball Museum and Caribbean Baseball Hall of Fame.

Valenzuela was a late-season call-up in 1980, but his legend grew as the Dodgers' emergency starter on Opening Day, 1981, when he hurled a 2-0 shutout over the Houston Astros. Valenzuela won his first eight starts that season, including five shutouts and a rookie-record string of 35.0 consecutive scoreless innings, with his improbable success sparking "Fernandomania," as fans flocked to see him pitch – both home and road – and baffle hitters with his signature screwball. Valenzuela, who started the 1981 All-Star Game, became the first player in MLB history to be named Rookie of the Year and win a Cy Young Award in the same season, while leading the Dodgers to a World Championship.

Valenzuela supports the club's community and Latino initiatives, and as a result of his continued community involvement, the Reviving Baseball in Inncities Program (RBI) honored him with a Lifetime Achievement in 2007. Valenzuela and his wife Linda reside in Los Angeles and have four children, Ricky, Fernando Jr., Linda and Maria Fernanda.

The Dodgers announced that the organization will retire Fernando Valenzuela's No. 34 jersey this summer during a three-day "Fernandomania" celebration. His number will be officially retired on August 11, becoming the 12th player in franchise history to have his number retired.



John Hartung

SPORTSNET LA



Jerry Hairston Jr.

SPORTSNET LA



Adrián González

SPORTSNET LA



James Loney

SPORTSNET LA



David Vassegh

AM 570/SNLA



Tim Cates

AM 570

Dodger Broadcasters Through The Years

ENGLISH BROADCASTERS		SPANISH BROADCASTERS	
Year	Broadcasters	Year	Broadcasters
1939-41	Red Barber, Al Helfer	1954-57	Buck Canel
1942	Red Barber, Alan Hale	1958	Rene Cardenas, Miguel Alonzo, Milt Nava
1943-47	Red Barber, Connie Desmond	1959-61	Rene Cardenas, Jaime Jarrin, Miguel Alonzo
1948-49	Red Barber, Connie Desmond, Ernie Harwell	1962-72	Jose Garcia, Jaime Jarrin
1950-53	Red Barber, Connie Desmond, Vin Scully	1973-81	Jaime Jarrin, Rudy Hoyos
1954-55	Vin Scully, Connie Desmond, Andre Baruch	1982-89	Jaime Jarrin, Rene Cardenas
1956	Vin Scully, Connie Desmond, Al Helfer, Jerry Doggett	1990	Jaime Jarrin, Rene Cardenas, Tito Rondon
1957	Vin Scully, Al Helfer, Jerry Doggett	1991-97	Jaime Jarrin, Rene Cardenas, Jaime Jarrin, Rene Cardenas, Pepe Yñiguez
1958-76	Vin Scully, Jerry Doggett	1999-2002	Jaime Jarrin, Pepe Yñiguez
1977-87	Vin Scully, Jerry Doggett, Ross Porter	2003-2009	Jaime Jarrin, Pepe Yñiguez, Fernando Valenzuela
1988-93	Vin Scully, Don Drysdale, Ross Porter	2010-2011	Jaime Jarrin, Pepe Yñiguez, Fernando Valenzuela, Manny Mota
1993-2004	Vin Scully, Ross Porter, Rick Monday	2012-2020	Jaime Jarrin, Pepe Yñiguez, Fernando Valenzuela, Jorge Jarrin
2005	Vin Scully, Rick Monday, Charley Steiner, Al Downing	2021	Jaime Jarrin, Pepe Yñiguez, Fernando Valenzuela
2006-2008	Steve Lyons	2022	Jaime Jarrin, Pepe Yñiguez, Fernando Valenzuela, José Mota
2009-2013	Vin Scully, Rick Monday, Steve Lyons, Charley Steiner, Eric Collins	2023	Pepe Yñiguez, Fernando Valenzuela, José Mota
2014-15	Vin Scully, Rick Monday, Charley Steiner, Kevin Kennedy, Nomar Garciaparra, Orel Hershiser, Alanna Rizzo		
2016	Vin Scully, Rick Monday, Charley Steiner, Kevin Kennedy, Nomar Garciaparra, Orel Hershiser, Alanna Rizzo, Joe Davis		
2017-18	Rick Monday, Charley Steiner, Joe Davis, Orel Hershiser, Alanna Rizzo, Nomar Garciaparra, Kevin Kennedy		
2019-2020	Rick Monday, Charley Steiner, Joe Davis, Orel Hershiser, Alanna Rizzo, Nomar Garciaparra, Tim Lincecum		
2021	Rick Monday, Charley Steiner, Joe Davis, Orel Hershiser, Nomar Garciaparra, Tim Lincecum, Kirsten Watson		
2022	Rick Monday, Charley Steiner, Joe Davis, Orel Hershiser, Nomar Garciaparra, Tim Lincecum, Kirsten Watson, Erik Karros, Jessica Mendoza		
2023	Rick Monday, Charley Steiner, Joe Davis, Stephen Nelson, Orel Hershiser, Nomar Garciaparra, Tim Lincecum, Kirsten Watson, Erik Karros, Jessica Mendoza		

Dodgers Radio Network

Station	On Dial	City	Station	On Dial	City
KLAC	570	Los Angeles	KCAL*	1410	Riverside/San Bernardino, CA
KTNQ*	1020	Los Angeles	KXTK	1280	San Luis Obispo/Santa Maria, CA
KMPC##	1540	Los Angeles	WSTA	1340	St. Thomas, VI
KQTM-FM	101.7	Albuquerque, NM	KZER*	1250	Santa Barbara, CA
KHTY	970	Bakersfield, CA	KHTS	98.1/1220	Santa Clarita, CA
KXTT*	94.9	Bakersfield, CA	KSBQ*	1480	Santa Maria, CA
KTBW*	104.5	Barstow, CA	KVEN	1450	Ventura/Oxnard, CA
KBOV	1230	Bishop, CA	KOXR*	910	Ventura/Oxnard, CA
KCBL	1340	Fresno, CA			
KYVA	1230	Gallup, NM			
KIKI	990	Honolulu, HI			
KAVL	610	Lancaster/Palmdale, CA			
KXST	1140	Las Vegas, NV			
KKUU	103.9	Palm Springs, CA			
KPWK	1350	Riverside, CA			

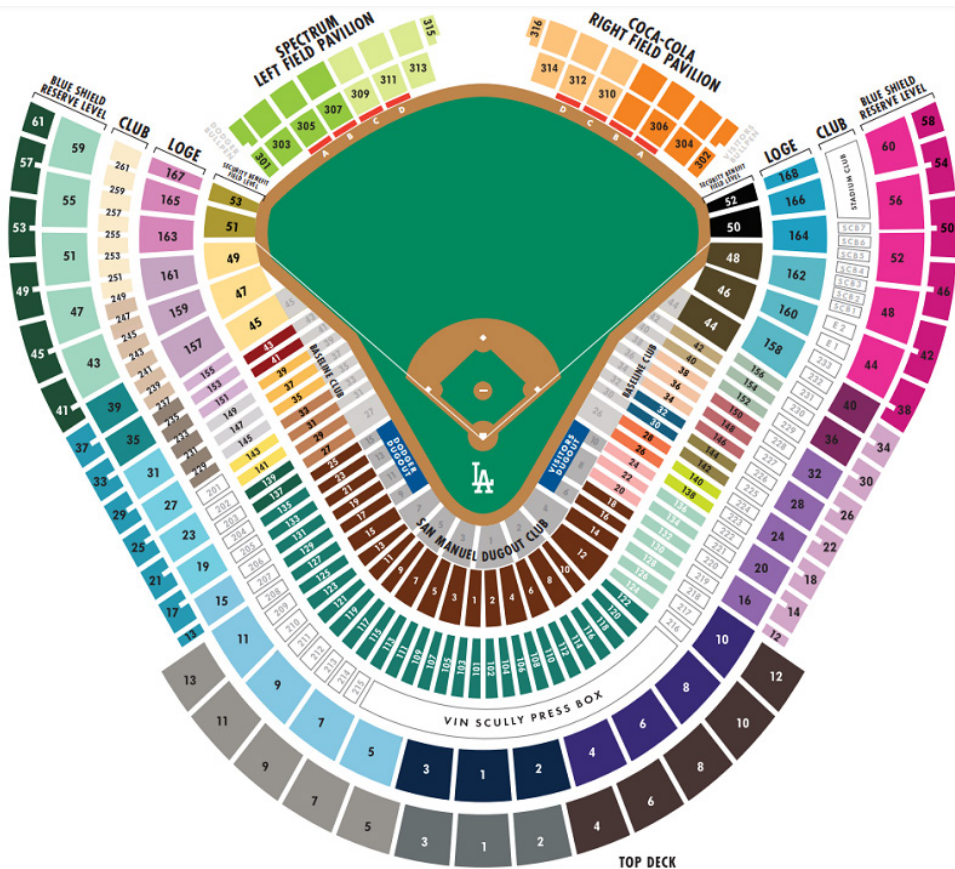
* Spanish + Selected Games # Korean

All games may be heard on the Dodgers' radio home, AM 570 LA SPORTS (English), Univision Radio 1020 KTNQ AM (Spanish) and the Dodgers Radio Network.

Dodgers Media Partners



Dodger Stadium Seating Diagram



Pre-Game Times At Dodger Stadium

Game Time	12:10 p.m.	1:10 p.m.	6:10 p.m.	7:10 p.m.
Auto Gates Open	10:10 a.m.	11:10 a.m.	4:10 p.m.	5:10 p.m.
Stadium Gates Open	10:40 a.m.	11:40 a.m.	4:40 p.m.	5:40 p.m.
Dodger Batting Practice	9:20 a.m.-	10:20 a.m.-	3:20 p.m.-	4:20 p.m.-
	10:45 a.m.	11:45 a.m.	4:45 p.m.	5:45 p.m.
Visiting Batting Practice	10:46 a.m.-	11:46 a.m.-	4:46 p.m.	5:46 p.m.-
	11:25 a.m.	12:25 p.m.	5:25 p.m.	6:25 p.m.
First Pitch	12:10 p.m.	1:10 p.m.	6:10 p.m.	7:10 p.m.

Los Angeles Dodgers

2023 HOME/AWAY SCHEDULE

Current as of 11/4/22

MARCH/APRIL

SUN	MON	TUES	WED	THURS	FRI	SAT
				30 ARI	31 ARI	1 ARI
2 ARI	3 COL	4 COL	5	6 ARI	7 ARI	8 ARI
9 ARI	10 SF	11 SF	12 SF	13	14 CHC	15 CHC
16 CHC	17 NYM	18 NYM	19 NYM	20 CHC	21 CHC	22 CHC
23 CHC	24	25 PIT	26 PIT	27 PIT	28 STL	29 STL
30 STL						

MAY

SUN	MON	TUES	WED	THURS	FRI	SAT
	1 PHI	2 PHI	3 PHI	4	5 SD	6 SD
7 SD	8 MIL	9 MIL	10 MIL	11	12 SD	13 SD
14 SD	15 MIN	16 MIN	17 MIN	18 STL	19 STL	20 STL
21 STL	22 ATL	23 ATL	24 ATL	25	26 TB	27 TB
28 TB	29 WSH	30 WSH	31 WSH			

JUNE

SUN	MON	TUES	WED	THURS	FRI	SAT
				1	2 NYY	3 NYY
4 NYY	5	6 CIN	7 CIN	8 CIN	9 PHI	10 PHI
11 PHI	12	13 CWS	14 CWS	15 CWS	16 SF	17 SF
18 SF	19	20 LAA	21 LAA	22	23 HOU	24 HOU
25 HOU	26	27 COL	28 COL	29 COL	30 KC	

JULY

SUN	MON	TUES	WED	THURS	FRI	SAT
						1 KC
2 KC	3 PIT	4 PIT	5 PIT	6 PIT	7 LAA	8 LAA
9	10	11 * ABO PIT	12	13	14 NYM	15 NYM
16 NYM	17 BAL	18 BAL	19 BAL	20	21 TEX	22 TEX
23 TEX	24 TOR	25 TOR	26 TOR	27	28 CIN	29 CIN
30 CIN	31					

AUGUST

SUN	MON	TUES	WED	THURS	FRI	SAT
		1 OAK	2 OAK	3 OAK	4 SD	5 SD
6 SD	7 SD	8 ARI	9 ARI	10 COL	11 COL	12 COL
13 COL	14	15 MIL	16 MIL	17 MIL	18 MIA	19 MIA
20 MIA	21	22 CLE	23 CLE	24 CLE	25 BOS	26 BOS
27 BOS	28 ARI	29 ARI	30 ARI	31 ATL		

SEPTEMBER/OCTOBER

SUN	MON	TUES	WED	THURS	FRI	SAT
					1 ATL	2 ATL
3 ATL	4	5 MIA	6 MIA	7 MIA	8 WSH	9 WSH
10 WSH	11 SD	12 SD	13 SD	14	15 SEA	16 SEA
17 SEA	18 DET	19 DET	20 DET	21 SF	22 SF	23 SF
24 SF	25	26 COL	27 COL	28 COL	29 SF	30 SF
1 12:05						

- Home
- Away
- Off

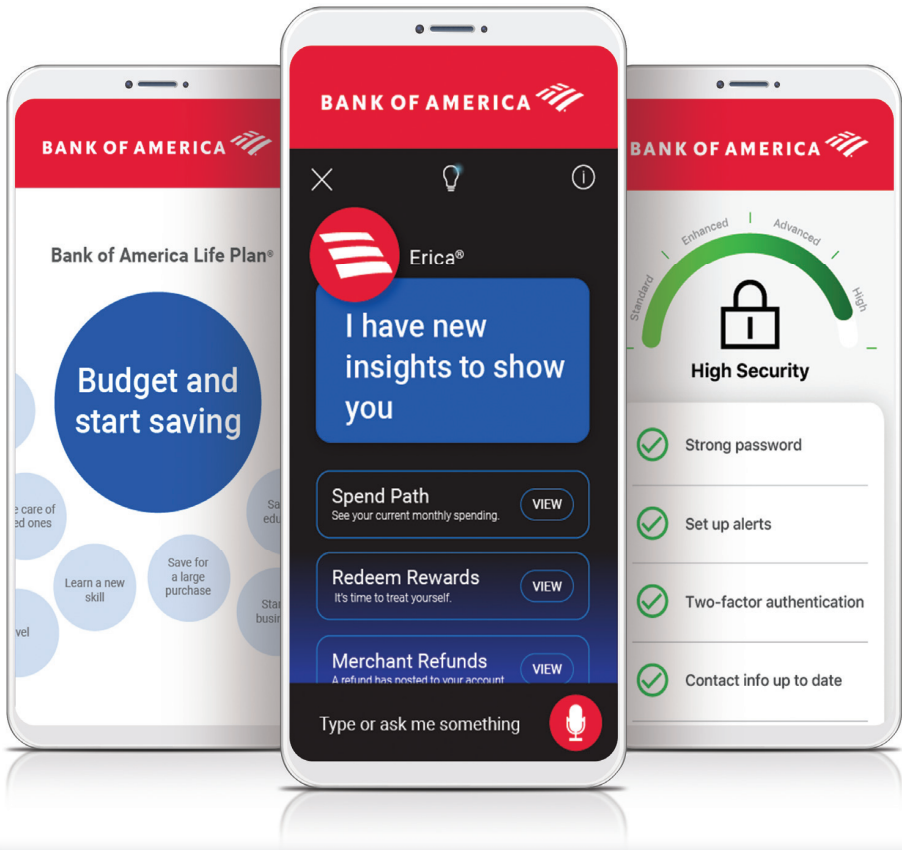
Schedule is preliminary. Dates, times and opponents are subject to change.

For the fan who's all about stats

Digital tools so impressive,
Los Angeles Dodgers™ fans just can't stop banking.



bankofamerica.com/cantstopbanking



Screen images simulated. To view or use Life Plan, you must be enrolled in Online Banking or Mobile Banking. The mobile feature, Erica, is only available in the English language. The feature requires that you download the latest version of the Mobile Banking app and is only available in the Mobile Banking app for select iOS and Android devices. Mobile Banking requires that you download the Mobile Banking app and is only available for select mobile devices. Message and data rates may apply. The Bank of America logo, Bank of America Life Plan, and Erica are registered trademarks of Bank of America Corporation. Terms and conditions apply. © 2023 Bank of America Corporation